



PRODUCT CATALOGUE



VOLUME 28



AT FLEXTOOL WE KNOW THAT TIME IS MONEY.

THAT'S WHY WE'VE INTRODUCED THE FLEXTOOL PROMISE.

FOR OVER 70 YEARS FLEXTOOL
HAVE BEEN SUPPLYING AUSTRALIAN
TRADIES LIKE YOU WITH QUALITY
EQUIPMENT AND TOOLS. WE ARE
COMMITTED TO PROVIDING YOU
WITH THE BEST CONSTRUCTION
EQUIPMENT TO GET YOUR JOB DONE.



We know that downtime on jobs costs money, so to help limit any downtime due to machinery breakdown we've introduced The Flextool Promise.

To put it simply, if the unexpected happens and something goes wrong with your Flextool equipment within the first 12 months of purchase, we'll help arrange and cover the cost of a loan machine for 2 days, free of charge, while we work to repair or replace your Flextool product.

You just contact us and we'll make it happen.












With Flextool, you can start and finish your work with confidence. That's why we've been trade trusted since 1951.

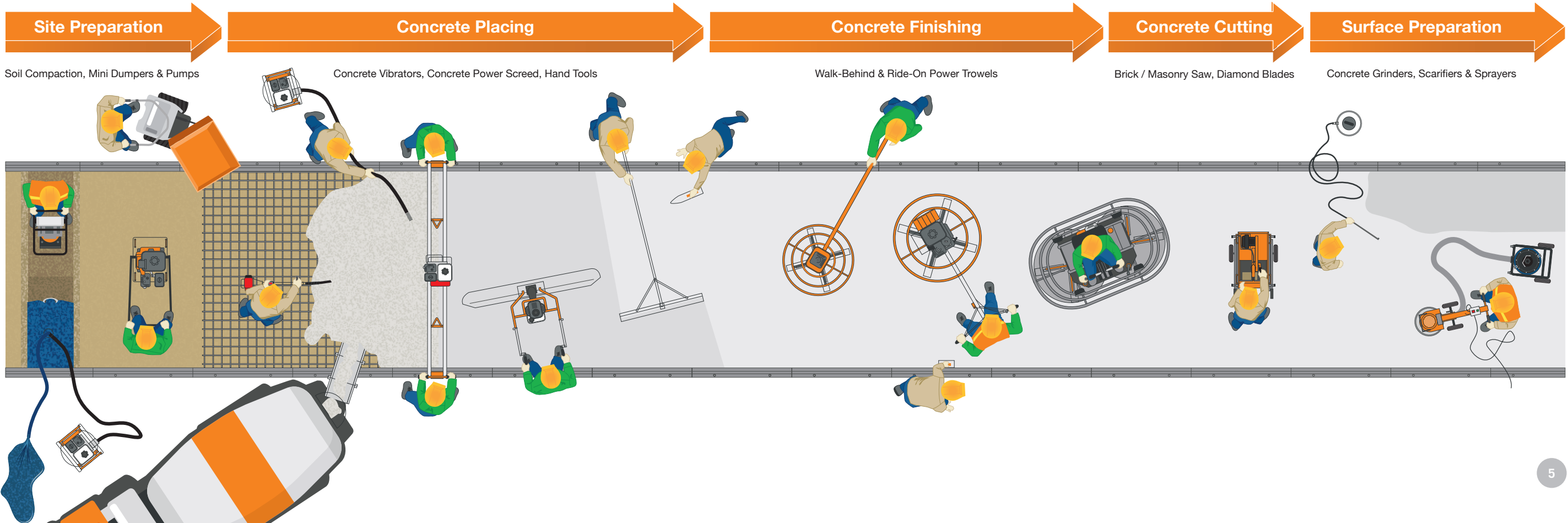
The Flextool Promise. Job done.





FROM SITE CUT TO SAW CUT,
FLEXTOL OFFERS A COMPLETE
RANGE OF QUALITY PROFESSIONAL
CONCRETE AND CONSTRUCTION
EQUIPMENT.


	SOIL COMPACTION	6
Tamping rammers, forward plate compactors and reversible plate compactors		
	MINI DUMPERS	16
Battery and petrol powered models		
	DRIVE UNITS	18
Petrol and diesel models		
	PUMPS	20
Flexshaft pumps, lay flat hose and extension flexshafts		
	CONCRETE VIBRATORS	24
Flexshaft concrete vibrators, PortaVibe and PowerVibe		
	CONCRETE POWER SCREEDING	34
PortaScreed, Double Beam Vibratory Screed and Truss Screed		
	CONCRETE POWER FINISHING	40
Walk-behind and ride-on power trowels, trowel blades and pan floats		
	HAND TOOLS	64
Trowels, floats, edgers, vee jointers, screeds and accessories		
	DIAMOND CUTTING & DRILLING	76
Brick saw, diamond blades and diamond core bits		
	SPRAYERS	82
Industrial sprayer and power sprayer		
	SURFACE PREPARATION	84
Concrete grinder, surface scarifier and diamond grinding consumables		



Flextool PortaPac®

Suitable for all trades, the PortaPac FCP-48 is designed for ultimate manoeuvrability. Incorporating a narrow base plate, the PortaPac can complete soil compaction works in tight and restricted spaces where larger plate compactors cannot fit. In addition, the built-in wheel kit eliminates the need to manually lift the PortaPac while around the job site. Portability is optimised with a central lifting point for safe and easy lifting, plus folding handles for straightforward transportation.




Model	Operating Weight (kg)	Plate Size (WxL) (mm)	Centrifugal Force Max (kN)	Vibration Frequency (vpm)	Max Travel Speed (m/min)	Max Gradeability (%)	Max Compacted Area (m²/h)	Lifting Hook	Engine Make & Model	Max Rated Power (Hp)	Fuel Type	Product Code	Barcode
FCP-48	48	310 x 430	8.5	5140	22	32	410	Yes	Honda GX100	3	P	FT201870-UNIT	 9300611634993

Flextool Forward Plate Compactor

The Flextool FCP-87B Forward Plate Compactor is suitable for a wide range of compaction applications. This unit is highly portable, easily manoeuvrable and delivers excellent compaction results.



Model	Operating Weight (kg)	Plate Size (WxL) (mm)	Centrifugal Force Max (kN)	Vibration Frequency (vpm)	Max Travel Speed (m/min)	Max Gradeability (%)	Max Compacted Area (m²/h)	Lifting Hook	Engine Make & Model	Max Rated Power (Hp)	Fuel Type	Product Code	Barcode
FCP-87B	87	460 x 610	19.8	7000	26	35	717	Yes	Honda GX160	5.5	P	FT201806-UNIT	 9300611599513



SOIL COMPACTION

Mikasa
3 YEAR WARRANTY

HIT HARDER
LAST LONGER
BUILT STRONGER



Mikasa soil compactors have been exported to the Australian market and worldwide since 1968.

Tamping Rammers

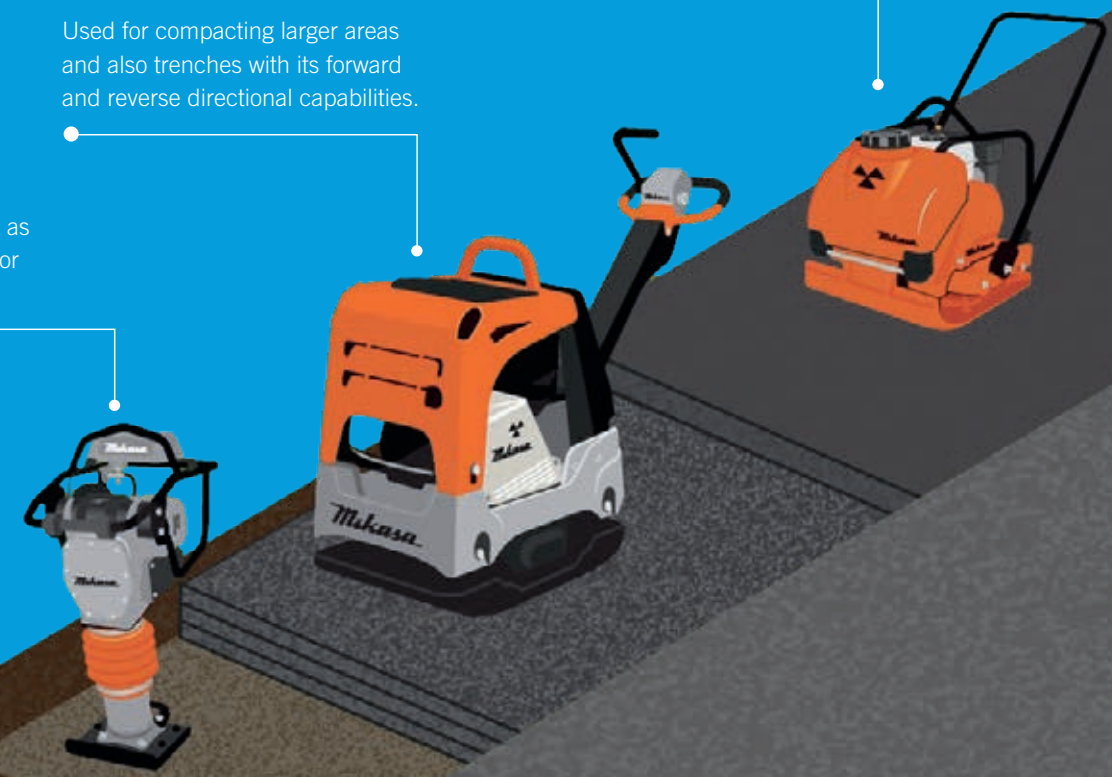
For use in confined spaces such as trenches and deep excavations for compacting soil & backfill.

Reversible Plate Compactors

Used for compacting larger areas and also trenches with its forward and reverse directional capabilities.

Forward Plate Compactors

Used for compacting thin layers such as road base and asphalt.



Mikasa Tamping Rammers

Mikasa 4-stroke Tamping Rammers are perfectly balanced to deliver hard hitting compaction while ensuring operator comfort through reduce noise and low Vibration Absorbing System handle.

Cyclonic air filtration system

- For superior air filtration to lengthen service internals and improve engine protection.

Central lifting hook

- Easy and safe onsite handling

Handle roller

- Easy loading into vehicles and the unit can also lie down to 90° for transport.

Fully integrated control switch

- Controls On / Off switch, Fuel Tap and Engine Throttle

Low vibration handles

- Vibration Absorbing System for reduced hand and arm vibration transfer to the operator.

Engine guard

- Fully protected engine to eliminate damage to critical engine components.

Honda 4 stroke engine

- Low emissions, easy starting and quiet operation.

MTX-60E

POWERED by HONDA

MIKASA TAMPING RAMMERS



MTR-40H
Shoe Size (WxL)
100mm x 270mm



MTX-60E
Shoe Size (WxL)
265mm x 340mm



MTX-70E
Shoe Size (WxL)
285mm x 340mm




MTX-85DYC
Shoe Size (WxL)
285mm x 340mm

Model	Operating Weight (kg)	Jumping Stroke (mm)	Impact Rate (blows/m)	Impact Force (Max) (kN)	Average Travel Speed* (m/min)	Compaction Depth* (cm)	Engine Make & Model	Max Rated Power (Hp)	Average HAV (m/s²)	Fuel Type	Fuel Tank Capacity (L)	Product Code	Barcode
MTR-40H	46	40-55	644-695	5.4	10-12	20-30	Honda GX100	3	17.9	P	2	FT201691-UNIT	9300611599360
MTX-60E	64	50-80	644-695	13.6	10-12	50-85	Honda GX100	3	5.2	P	2.5	FT2TX60E-UNIT	9300611572813
MTX-70E	75	50-80	644-695	14.9	10-12	45-70	Honda GX100	3	5.6	P	3	FT2MTX70-UNIT	9330221073660
MTX-85DYC	93	50-80	656-698	15.7	10-12	50-85	Yanmar L48N	4.7	18.5	D	3.3	FT285DYC-UNIT	9300611619570

ACCESSORIES

REPLACEMENT SHOE

Model	Product Code	Barcode
MTR-40H & MTR-40F	NPS71383-UNIT	9330221071383
MT-55 & MTX-60E	NPS70638-UNIT	9330221070638
MT-65HA, MTX-70E, MT-76D & MTX-85DYC	NPS70430-UNIT	9330221070430



TRENCHING SHOE (115MM WIDE X 330MM HIGH)

MT-55 & MTX-60E	NPS51907-UNIT	9330221068772
MT-65HA, MTX-70E, MT-76D & MTX-85DYC	NPS51919-UNIT	9330221068765



TRENCHING SHOE (165MM WIDE X 330MM HIGH)

MT-65HA, MTX-70E, MT-76D & MTX-85DYC	NPS51931-UNIT	9330221068758
--------------------------------------	---------------	---------------

WHEEL KIT

Product Code	Operating Weight (kg)	Suits	Wheel Diameter (mm)	Wheel Type	Barcode
FT201692-UNIT	11	MTX Series Rammers	260	Solid Flat Free Urethane	9300611624123



*Travel speeds and compaction depth are subject to vary based on different soil conditions. Specifications published are based on average performance results.



Mikasa Forward Plate Compactors

Mikasa Forward Plate Compactors are suitable for the compaction of sub bases and asphalt. They offer superior build quality and excellent performance. These compactors are highly portable, easily manoeuvrable and deliver excellent compaction results.



MIKASA FORWARD PLATE COMPACTORS



Model	Operating Weight (kg)	Centrifugal Force (Max) (kN)	Vibration Frequency (VPM)	Max Travel Speed (m/min)	Max Gradeability (%)	Max Compacted Area (m²/h)	Lifting Hook	Wheel Kit	Water Tanks	Engine Make & Model & Max Rated Power (Hp)	Fuel Type	Product Code	Barcode
MVC F60H	68	10.1	5,600	25	35	525	Yes	Yes	Option	Honda GX120 4.0	P	FT272785 -UNIT	9300611636805
MVC F80H	81	13.7	5,600	25	35	675	Yes	Yes	Option	Honda GX160 5.5	P	FT272786 -UNIT	9300611636812
MVC-T90H	91	15	6,000	25	35	750	Yes	Option	Yes	Honda GX160 5.5	P	FT2CT90H -UNIT	9300611572790
MVC-T100D	103	15	6,000	25	35	750	Yes	Option	Yes	Yanmar L48 4.7	D	FT2T100D -UNIT	9300611572806

ACCESSORIES

WHEEL KIT

Model	Serial No.	Product Code	Barcode
MVC-T90H	Y1066 - A1616 AND C3807 - CURRENT	FT231599-UNIT	9300611572820
	A2583 - C3257	FT231594-UNIT	9300611577313
MVC-T100D		FT231599-UNIT	9300611572820

WATER TANKS

Model	Product Code
MVCF60H	NPS05148-UNIT
MVCF80H	NPS05149-UNIT

Mikasa Reversible Plate Compactors

Mikasa Reversible Plate Compactors are ideal for the efficient compaction of sand, gravel and cohesive soils in trenches and large construction projects. They offer high compaction capacity, superior travel speeds and feature fully hydraulic direction control for easy direction change. They are ideally suited for civil construction works, drainage contractors and the rental industry.

Engine hour meter & tachometer

- For management of service intervals and engine RPM for optimum compaction performance.

Lifting hook

- Built-in lifting hook for safe on-site handling.

Honda 4-stroke engine

- Provides hassle free operation and low engine emissions.

Full engine protection frame

- Robust frame provides superior protection against engine damage.
- Hinge design for easy engine access maintenance and servicing.

Forward/reverse control lever

- Built-in actuator.
- Seamless and smooth transition between both forward and reverse motions.

Cyclonic air filtration system

- Superior air filtration to lengthen service intervals and improve engine protection.

Anti-vibration and adjustable handle

- Reduced operator fatigue.
- Height adjustable handle for improved operator comfort.

Sealed clutch and belt guard

- Protects against the ingress of dust and other unwanted materials.







Removable extension plates

- Easily adjust the width of the plate to match your job requirements.









MVH-308

MIKASA REVERSIBLE PLATE COMPACTORS

					
MVH-R60	MVH-158	MVH-158DY	MVH-308	MVH-308D	MVH-508
Plate Size (WxL)	Plate Size (WxL)	Plate Size (WxL)	Plate Size (WxL)	Plate Size (WxL)	Plate Size (WxL)
Without extension plates: 350mm x 480mm	Without extension plates: 430mm x 700mm	Without extension plates: 430mm x 700mm	Without extension plates: 445mm x 860mm	Without extension plates: 445mm x 860mm	Without extension plates: 650mm x 900mm
With extension plates: N/A	With extension plates: N/A	With extension plates: N/A	With extension plates: 595mm x 860mm	With extension plates: 595mm x 860mm	With extension plates: 800mm x 900mm

*Extension plate supplied as standard.

Model	Operating Weight		Centrifugal Force (Max) (kN)	Vibration Frequency (VPM)	Max Travel Speed (m/min)	Max Gradeability (%)	Max Compacted Area (m²/h)	Engine Make / Model	Max Rated Power (Hp)	Average HAV (m/s²)	Fuel Type	Product Code	Barcode
	Without extension plates (kg)	With extension plates (kg)											
MVH-R60	68	N/A	15	6,000	25	35	525	Honda GX120	4	N/A	P	FT2VHR60-UNIT	 9330221073486
MVH-158	145	N/A	27	5,400	26	35	670	Honda GX200	6.5	N/A	P	FT201690-UNIT	 9300611599353
MVH-158DY	164	N/A	25	5400	26	35	670	Yanmar L48N	3.5	N/A	D	FT272784-UNIT	 9300611634160
MVH-308	310	325	45	4,400	27	35	963	Honda GX270	9	2.8	P	FT272776-UNIT	 9300611572776
MVH-308D	341	361	45	4,400	27	35	963	Yanmar L70N	6.7	2.9	D	FT272783-UNIT	 9300611572783
MVH-508	525	567	65	4,150	29	35	1392	Hatz 1D81S	14.1	5.5	D	FT28DSZN-UNIT	 9300611572769

Flextool TuffTruk™

Flextool’s range of TuffTruk mini dumpers provide maximum versatility and light-touch operation. Available in both battery power and petrol engine, the TuffTruk achieves ultimate manoeuvrability with its compact size and articulated steering function.

Operator safety is optimised with the 2-stage self-tipping skip and automatic motor brake system, while the wide profile mud gripper tyres, excellent load capacity and robust, heavy duty construction prove the Flextool TuffTruk is designed for all types of materials and tough terrains across a variety of trades.

Large capacity poly tray

- Payload of up to 450 kg
- Easy cleanout
- Reduced noise

Two stage self-tipping skip

- No manual lifting
- Ultimate tip angle ensures totally empty skip
- Product shown with optional power tip

Articulated steering function

- Patented centre steering system
- Ultimate manoeuvrability
- Precise and easy steering in hard to access and tight spaces

Automated motor break system

- Safe parking mode
- Superior operator safety

Battery powered

- 8 Hours runtime
- Zero operating emissions
- Quiet operation
- Regenerative braking system helps slow down when stopping and increases battery efficiency

Fully sealed hydrostatic drive system

- Low maintenance and durable
- Smooth and precise operation
- No separate gearboxes or drive belts

Constant hydrostatic 4WD design

- Wide profile mud gripper tyres
- Ultimate traction and drive





B450E









FLEXTOOL TUFFTRUK™

Operating Width: 850 mm
Shipping Dimensions (L x W x H): 1380 x 920 x 1130 mm
Standard Tyres: Mud Gripper Pneumatic



Model	Max Payload (kg / m³)	Unladen Operating Weight (kg)	Shipping Weight (kg)	Working Gradient (deg)	Drive & Controls	Brake System	Travel Speed Fwd / Rev (Km/h)	Noise level (dB)	Hand Arm Vibration (m/s²)	Engine / Motor	Engine Motor Power	Fuel Type	Product Code	Barcode
B450E	450 / 0.3	255	295	25	24 V Motor Gearbox	Hydrostatic	5.6 / 2.4	< 76	2.5	DC Brushless	1000 W / 24 V	2 x 12 V AGM Batteries	FT202502 -UNIT	 9300611640574
B450G	450 / 0.3	180	220	25	Hydrostatic	Hydrostatic	6.4 / 2.4	< 96	4.6	Honda GX200	6.5 Hp	Petrol	FT202501 -UNIT	 9300611640567

ACCESSORIES

Description	Suits B450E	Suits B450G	Product Code	Barcode
1 TUFFTRUK TOW BALL HITCH	✓	✓	FT202504-UNIT	 9300611640598
2 TUFFTRUK FLAT BED B450 – 850 MM	✓	✓	FT202505-UNIT	 9300611640604
3 TUFFTRUK BUCKET NARROW STEEL – 730 MM	✓	✓	FT202506-UNIT	 9300611640611
4 TUFFTRUK SKIP CONTROL HANDLE	✓	✓	FT202507-UNIT	 9300611640635
5 TUFFTRUK POWERTIP BUCKET ATTACHMENT	✓	✗	FT202508-UNIT	 9300611640642
6 TUFFTRUK TURF TYRE WHEEL – SET OF 4	✓	✓	FT202509-UNIT	 9300611640659



Flextool Drive Units

Flextool Drive Units are fitted with a quick action coupling for quick and easy connection of a wide range of flexible shaft submersible pumps and concrete vibrators. They are available with petrol or diesel engines to suit any specific job site requirement.

FLEXTOOL DRIVE UNITS ARE COMPATIBLE WITH ALL FLEXSHAFT PUMPS AND CONCRETE VIBRATORS FITTED WITH A 3-TOOTH DRIVE COUPLING.



Lifting hook for easy and safe onsite handling.

Durable heavy duty motor protection frame.

Heavy duty rubber mounts for vibration isolation (excludes Standard FDU-P1 model).

Dished steel base for easy mobility over concrete reinforcing mesh (Standard FDU-P1 and Super FDU-P2 models only).



Super Drive Unit FDU-P2

POWERED by
HONDA

PETROL DRIVE UNITS

Petrol drive units are available with Honda four-stroke motors. An oil level sensor is fitted to protect the motor from a lack of crankcase oil.

APPLICATIONS

- Compatible with Flextool Submersible Pumps and Flextool Flexshaft Concrete Vibrators
- Construction, hire industry & manufacturing industry




FDU-P1 (Standard)



FDU-P2 (Super)



FDU-P3 (Heavy Duty)

Model	Operating Weight (kg)	Engine Speed (rpm)	Vibration Isolating Mounts	Lifting Hook	Engine Make	Engine Model	Max Rated Power (Hp)	Fuel Type	Product Code	Barcode
FDU-P1 (Standard)	28.5	3000	No	Yes	Honda	GX160	5.5	P	FT201802-UNIT	 9300611599469
FDU-P2 (Super)	32	3000	Yes	Yes	Honda	GX160	5.5	P	FT201798-UNIT	 9300611599421
FDU-P3 (Heavy Duty)	38.5	3000	Yes	Yes	Honda	GX270	9	P	FT201799-UNIT	 9300611599438

DIESEL DRIVE UNITS

Diesel drive units are ideal for unattended operation and long term reliability. Available in both recoil or key start for easy operation.

APPLICATIONS



- Compatible with Flextool Submersible Pumps and Flextool Flexshaft Concrete Vibrators
- Hazardous areas including mining, tunnels & refineries



FDU-D2 (Diesel)



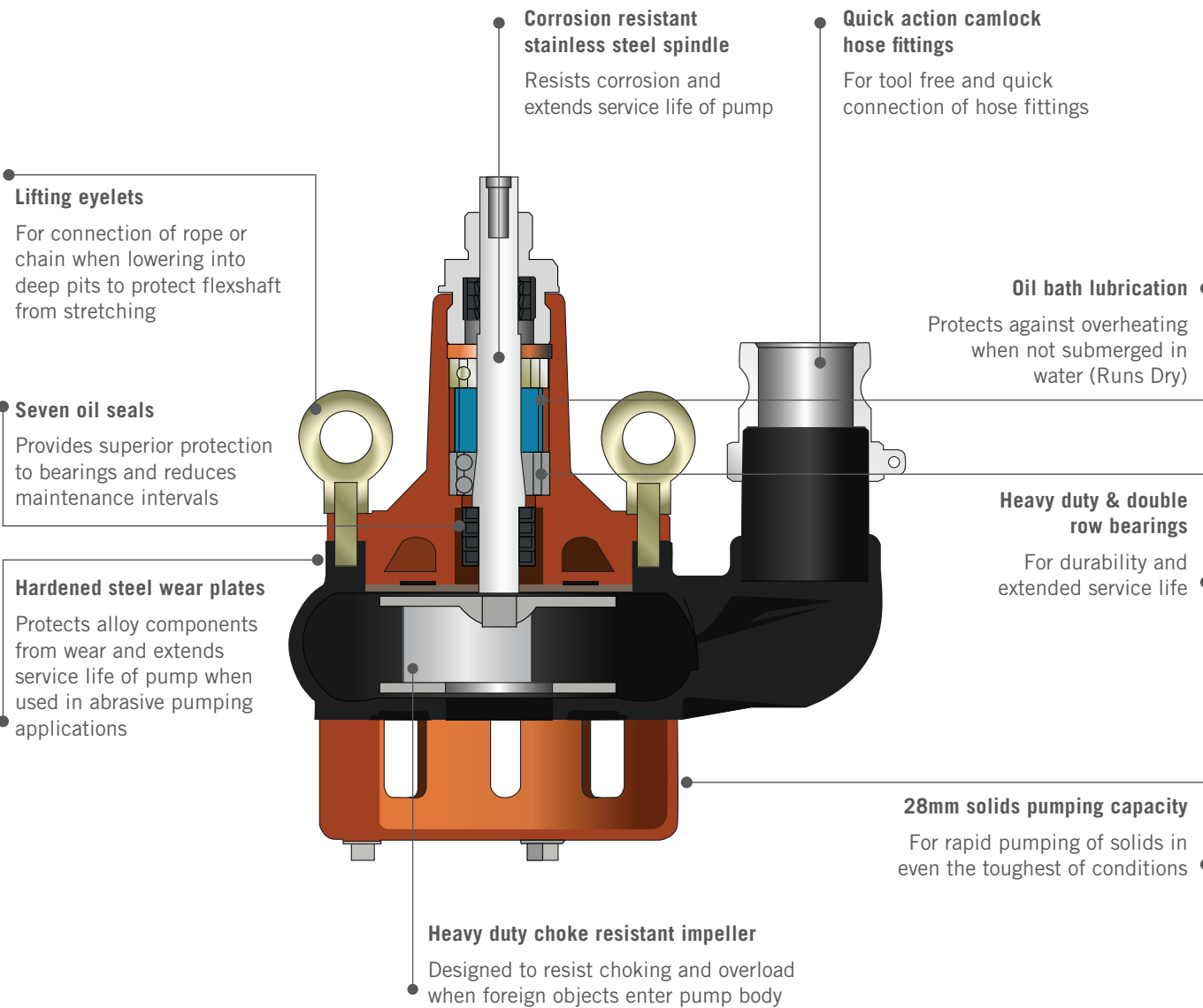
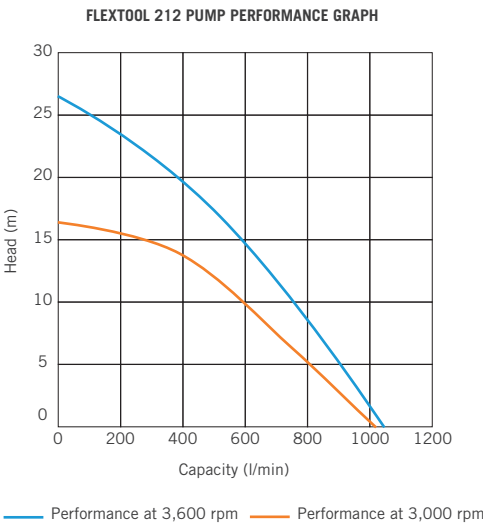
FDU-DE2 (Diesel Electric Start)

Model	Operating Weight (kg)	Engine Speed (rpm)	Vibration Isolating Mounts	Lifting Hook	Engine Make	Engine Model	Max Rated Power (Hp)	Fuel Type	Product Code	Barcode
FDU-D2 (Diesel)	38	3000	Yes	Yes	Yanmar	L48	4.8	D	FT201800-UNIT	 9300611599445
FDU-DE2 (Diesel Electric Start)	52	3000	Yes	Yes	Yanmar - Elec	L48	4.8	D	FT201819-UNIT	 9300611599643



Flextool Pumps

Flextool Pumps are highly efficient submersible units which are operated by petrol or diesel portable drive units. Flextool pumps are completely self-priming and extremely robust in their design. The flexible shaft drive facilitates use in many situations where close coupled pumps would not be suitable. The new FP212 series now come with flexshaft support springs which protect the drive shaft when operating over the sharp edge of excavations, pits, dams, etc.



GENERAL PURPOSE PUMPS

APPLICATIONS

- Excavations pits
- Construction sites
- Pier holes
- Dams
- Swimming pools
- Trenches



Clean Water



Water with Debris



Model	Flexshaft Length (m)	Operating Weight (kg)	Shaft Inner Core Diameter (mm)	Shaft Casing Diameter (mm)	Discharge Diameter (mm)	Max Discharge Head (m)	Max Discharge (l/h)	Solids Capacity (mm)	Product Code	Barcode
FP212G-6	6	26.5	13	32	50	26	63,000	28	FT201801-UNIT	 9300611599452
FP212G-9	9	38	13	32	50	26	63,000	28	FT201803-UNIT	 9300611599483

ABRASION RESISTANT PUMPS

APPLICATIONS

- Quarries
- Sandy soils
- Sand pits
- Slurry



Slurry Water with Fine Particles



Model	Flexshaft Length (m)	Operating Weight (kg)	Shaft Inner Core Diameter (mm)	Shaft Casing Diameter (mm)	Discharge Diameter (mm)	Max Discharge Head (m)	Max Discharge (l/h)	Solids Capacity (mm)	Product Code	Barcode
FP212A-6	6	34	15	38	50	26	63,000	28	FT201805-UNIT	 9300611599506
FP212A-9	9	42.5	15	38	50	26	63,000	28	FT201818-UNIT	 9300611599636

CHEMICAL RESISTANT PUMPS*

APPLICATIONS

- Anodisers
- Industrial waste
- Salty water
- Others



Other



Model	Flexshaft Length (m)	Operating Weight (kg)	Shaft Inner Core Diameter (mm)	Shaft Casing Diameter (mm)	Discharge Diameter (mm)	Max Discharge Head (m)	Max Discharge (l/h)	Solids Capacity (mm)	Product Code	Barcode
FP212C-6	6	37.5	15	38	50	26	63,000	28	FT201817-UNIT	 9300611599629


*Improved chemical resistance to a wide range of chemicals compared to general purpose pumps.



LAY FLAT HOSE

Lay Flat Hose is a lightweight, reinforced PVC that can roll flat and save space.



Hose Type	Length (m)	Hose Diameter (mm) (in)	Fitted With	Product Code	Barcode
Blue - Std Duty	20	50 (2)	Coupling & Joiner	FT200032-UNIT	 9330221047395


FLEXTOOL EXTENSION FLEXSHAFTS

Flextool Extension Flexshafts extend the length of submersible pumps and concrete vibrators. Fitted with the same 60mm quick action coupling as the drive units, these extensions allow for quick onsite connection. Compatible with all Flextool Submersible Pumps and Flexshaft Concrete Vibrators.



APPLICATIONS

- Deep columns
- Elevated formwork
- Deep excavations

Model	Flexshaft Length	Operating Weight (kg)	Shaft Inner Core Diameter (mm)	Shaft Outer Casing Diameter (mm)	Product Code	Barcode
FES-2	6	20	13	32	FT201804-UNIT	 9300611599490



Flextool Flexshaft™ Concrete Vibrators

Australia's original series of immersion Concrete Vibrators produce high frequency vibration allowing for the efficient compaction of all types of concrete mixes. Compaction improves the strength and finish of the concrete by driving out entrapped air. The newly improved FVP series now come with three heavy duty bearings and double oil seal protection for optimum performance and longer service life.

**TRIPLE BEARING TECHNOLOGY,
SAFE AND COMFORTABLE GRIP,
AND NOW HITS TWICE AS HARD.**



FLEXSHAFT CONCRETE VIBRATOR STEEL TIP







Model	Nose Cap Type	Vibrator Head Diameter (mm)	Flexshaft Length (m)	Operating Weight (kg)	Shaft Inner Core Diameter (mm)	Shaft Casing Diameter (mm)	Frequency (vib/min)	Frequency (Hz)	Amplitude in Air (mm)	Product Code	Barcode
FVP30-6	Steel	28	6	14	8	28	12,600	210	1.4	FT201794-UNIT	 9300611599001
FVP40-6	Steel	38	6	19	12	32	12,300	205	1.7	FT201795-UNIT	 9300611599049
FVP40-9	Steel	38	9	26	12	32	12,300	205	1.7	FT201793-UNIT	 9300611598233
FVP50-6	Steel	50	6	22	12	32	12,000	200	2.2	FT201796-UNIT	 9300611599056
FVP50-9	Steel	50	9	28	12	32	12,000	200	2.2	FT201792-UNIT	 9300611598240
FVP60-6	Steel	60	6	23	12	32	12,000	200	2.4	FT201797-UNIT	 9300611599063
FVP60-9	Steel	60	9	29	12	32	12,000	200	2.4	FT201791-UNIT	 9300611598264

**FLEXSHAFT CONCRETE
VIBRATOR RUBBER TIP**



Immersion vibrator shafts fitted with resilient nose caps extend the life of form boards and improves off-the-form finishes.

Model	Nose Cap Type	Vibrator Head Diameter (mm)	Flexshaft Length (m)	Operating Weight (kg)	Shaft Inner Core Diameter (mm)	Shaft Casing Diameter (mm)	Frequency (vib/min)	Frequency (Hz)	Amplitude in Air (mm)	Product Code	Barcode
FVP40R-6	Rubber	38	6	19	12	32	12,300	205	1.7	FT201787-UNIT	 9300611599018
FVP50R-6	Rubber	50	6	22	12	32	12,000	200	2.2	FT201788-UNIT	 9300611599025
FVP60R-6	Rubber	60	6	23	12	32	12,000	200	2.4	FT201789-UNIT	 9300611599032
FVP60R-9	Rubber	60	9	29	12	32	12,000	200	2.4	FT201790-UNIT	 9300611598257



Flextool PowerVibe™

Featuring an integrated motor-in-barrel design, inline inverter and RCD protection to provide first-class operator safety and comfort. The high frequency vibration technology achieves optimum vibration consistency resulting in more efficient consolidation of concrete when operating under load.

Inline inverter control box

- Fully sealed and weather proof

Easy connection

- Operates from a standard 240 Volt / 10 amp power outlet

Operator safety

- Inline RCD to protect operator
- Light weight operation



FPV-60

High frequency technology

- Greater vibration consistency for optimum consolidation of concrete

Vibrator head

- Available in 45 mm & 60 mm diameters
- Hardened steel for extended service life

Operator comfort

- Low vibration and heat transfer to operator
- No fumes during operation
- Low noise operation



FLEXTOOL POWERVIBE™



FPV-45



FPV-60

Model	Operating Weight (kg)	Vibrator Head Diameter (mm)	Vibrator Head Length (mm)	Flexshaft Length (m)	Amplitude (mm)	Centrifugal Force (kN)	Vibration (vpm)	Voltage (v)	Current (A)	Power Cable Length (m)	Shipping Dimensions (L x W x H) (mm)	Shipping Weight (kg)	Product Code	Barcode
FPV-45	17.7	45	368	6	2	2.6	12000	240	6	10	890 x 730 x 120	19.7	FT201831-UNIT	 9300611629159
FPV-60	20.5	60	436	6	2.2	4.5	12000	240	6	10	890 x 730 x 120	22.5	FT201832-UNIT	 9300611629166



Flextool PortaVibe®

Flextool PortaVibe provides the ultimate solution for vibrating concrete. It is lightweight and highly portable, easy to operate and is fitted with a Honda 4-stroke engine for hassle free operation.



POWERED by
HONDA

FLEXTOOL PORTAVIBE®

APPLICATIONS

- Vibrating slabs
- Footings
- Stairways
- Footpaths



Model	Nose Cap Type	Vibrator Head Diameter (mm)	Flexshaft Length (mm)	Operating Weight (kg)	Frequency (vib/min)	Amplitude in Air (mm)	Engine Make	Engine Model	Max Rated Power (Hp)	Fuel Type	Product Code	Barcode
FVE44-2	Steel	44	540	11.5	9,000	2.8	Honda	GX35	1.5		FT201807-UNIT	 9300611599520



Flextool PortaVibe® Backpack

The Flextool PortaVibe Backpack concrete vibrator combines performance and comfort. The ergonomic contouring aluminium frame design and 4-point fully adjustable padded harness evenly distribute weight to both shoulders and hips to improve user comfort whilst reducing back strain and fatigue.

Heavy duty yet lightweight frame

- Fully welded aluminium for extra strength

Honda GX35 engine

- Hassle free operation
- Low engine emissions

Easy access control

- Swing control arm for easy RPM adjustment and access to emergency shut off switch

Vibration isolators and swivel base

- Isolates vibration transfer to the operator
- Swivel base for improved manoeuvrability and reduced back strain

Storage pouch

- Safely store personal items such as smart phones

Fully adjustable 4-point harness

- Even weight distribution for improved comfort
- Breathable padding
- Heavy duty nylon fabric for strength and easy cleaning

Quick connect fitting

- Quick screw fitting for easy fitting of flexshaft

Flexshafts

- Available in 2 m & 3 m lengths
- Rubber support sleeve for reduced vibration transfer to operator

Vibrator head

- Available in 34 mm & 44 mm diameters
- Hardened steel for extended service life





FVE-BP



POWERED by
HONDA



FLEXTOOL PORTAVIBE® BACKPACK - BACKPACK

Model	Operating Weight (kg)	Engine Make	Engine Model	Max Rated Power (Hp)	Fuel Type	Product Code	Barcode
FVE-BP	7.7	Honda	GX35	1.5		FT201857-UNIT	 9300611623317





ACCESSORIES

FLEXTOOL PORTAVIBE® BACKPACK - FLEXSHAFTS

Model	Operating Weight (kg)	Flexshaft Length (m)	Coupling Type	Product Code	Barcode
FVE-F2	3.9	2	Screw & Spline	FT201858-UNIT	 9300611623331
FVE-F3	5.5	3	Screw & Spline	FT201859-UNIT	 9300611623348



FLEXTOOL PORTAVIBE® BACKPACK - VIBE HEADS

Model	Operating Weight (kg)	Vibrator Head Diameter (mm)	Nose Cap Type	Frequency (vib/min)	Frequency (Hz)	Amplitude in Air (mm)	Product Code	Barcode
FVE-H34	2.3	34	Steel	9,000	160	1.5	FT201860-UNIT	 9300611623355
FVE-H44	3.2	44	Steel	9,000	150	2.8	FT201861-UNIT	 9300611623362



Flextool PortaScreed®

Featuring high frequency vibration across the entire width of the extrusion blade, the PortaScreed FPS-3 delivers accurate and high-quality screeding that is much faster than traditional screeding methods. The FPS-3 has been optimised to improve operator comfort and efficiency, incorporating handle vibration isolators for reduced vibration transfer, a fully adjustable twin handle system for easy height adjustment and a sturdy spring-loaded kickstand for straightforward re-fueling and storage.




POWERED by
HONDA

FLEXTOOL PORTASCREED® FPS-3



FLEXTOOL PORTASCREED® – ENGINE KIT

Model	Operating Weight (kg)	Engine Make	Engine Model	Max Rated Power (Hp)	Fuel Type	Shipping Dimensions (L x W x H) (mm)	Shipping Weight (kg)	Product Code	Barcode
FPS-3	16	Honda	GX35	1.5	P	600 x 440 x 690	18	FT201833-UNIT	 9300611636843

FLEXTOOL PORTASCREED® - EXTRUSIONS

Length (mm)	Weight (kg)	Product Code	Barcode
1200	2.9	FT201811-UNIT	 9300611599568
2400	5.8	FT201812-UNIT	 9300611599575
3000	7.3	FT201813-UNIT	 9300611599582
3600	8.7	FT201814-UNIT	 9300611599599
4800	10.2	FT201815-UNIT	 9300611599605



Flextool Double Beam Screeds

Flextool Double Beam Screeds are an efficient means of levelling and compacting large areas of concrete. Contractors can save labour and increase placement rates as a vibrating screed strikes and compacts concrete in one pass. The vibratory motion of the beams imparts a self-propelling motion to the screed assisting it to travel over the concrete. Pre-tensioned beams on both 6.5m and 8.2m models allow the surface flatness to be controlled by adjusting beam pretension and are recommended for precision finishing. Pull ropes & handles are provided for directional control along with two lifting eyes to facilitate safe and easy onsite handling.

FEATURES

- Pretensioned beams for precision finishing (6.5 & 8.2m only)
 - Honda GX160 Engine for reliability
 - Non-corrosive aluminium beams for reduced weight and easy cleaning
- Vibration depth to 200mm
 - Lifting / crane points for safe and easy onsite handling
 - Powerful sealed vibrator with heavy duty bearings and oil bath lubrication for maintenance free operation

APPLICATIONS

- Roadways
 - Airport Aprons
 - Tilt & Precast Panels
- Warehouse Floors
 - Rail Construction
 - Bridge Decks



DOUBLE BEAM SCREED ENGINE KIT - PART 1

Operating Weight (kg)	Engine Make	Engine Model	Max Rated Power (Hp)	Fuel Type	Product Code	Barcode
37	Honda	GX160	5.5		FT202050-UNIT	 9330221049559

DOUBLE BEAM SCREED BEAMS - PART 2

Weight (kg)	Length (m)	Pre Tensioned	Product Code	Barcode
45	4.1	No	FT201320-UNIT	 9330221035071
80	6.5	Yes	FT201532-UNIT	 9330221050968
94	8.2	Yes	FT201611-UNIT	 9330221050692

MQ Whiteman Vibratory Truss Screed

The MSHE vibratory truss screed is a superior truss screed for levelling pavement and industrial floors. Its modular design gives operators the ability to adapt the screed to meet their length requirements by adding or removing sections. Featuring durable steel construction, a powerful Honda engine and 10-gauge galvanised steel screed blades, this truss screed will provide dependable and maximum performance on every job.

Honda GX340 engine
Hassle free operation and low engine emissions

Eccentric shaft design
Produces 8000 vibrations per minute

Rugged steel construction
Prevents screed from flexing and riding over firm concrete to achieve optimum levelling

Heavy-duty screed blades
Constructed of 10-gauge galvanised steel for rust resistance and durability

Modular truss design
Adaptable screed length to suit specific job requirements (max. length 19.8 m)

Optional accessories
Range of accessories available to suit various slab requirements

TRUSS SCREED – ENGINE KIT

Model	Operating Weight (kg)	Engine Make	Engine Model	Max Rated Power (Hp)	Fuel Type	Product Code	Barcode
MSHEKIT11H	51	Honda	GX340	11		FT269045-UNIT	 9300611645548


TRUSS SCREED – SECTIONS

Model	Length (m)	Operating Weight (kg)	Product Code	Barcode
MSHE25	0.76	26	FT269042-UNIT	 9300611645517
MSHE50	1.5	43	FT269043-UNIT	 9300611645524
MSHE75	2.3	62	FT269044-UNIT	 9300611645531

ACCESSORIES

TRUSS SCREED – ACCESSORIES

Model	Product Description	Operating Weight (kg)	Product Code	
1 MSHEH	End handles (two each)	27	FT269046-UNIT	 9300611645555
2 WSHW	Manual Winches, set of two	19	FT269047-UNIT	 9300611645562
3 WSHEKITUJ	Invert/crown kit, for adjustments up to ¼-inch per foot	10	FT269048-UNIT	 9300611645579
4 WSHEIC	Invert/crown kit, for adjustments in excess of ¼-inch per foot	41	FT269049-UNIT	 9300611645586
5 WSKITAEBR	Adjustable end brackets, set of two, roller type	12	FT269050-UNIT	 9300611645593
6 WSHESPW(L)	Self-propelled winch (left side), includes 0.76m truss	48	FT269051-UNIT	 9300611645609
7 WSHESPW(R)	Self-propelled winch (right side), includes 0.76m truss	48	FT269052-UNIT	 9300611645616
8 WSHRBE	Reinforcement bracket, engine screed	2.7	FT269053-UNIT	 9300611645623



Flextool PortaTrowel®

The PortaTrowel's light weight design improves operator safety and allows for earlier commencement of concrete finishing when compared to heavier walk behind machines.

Matched with multi-use combination blades and a variable-length pole, this unit achieves optimum control from up to 3 meters away and allows the operator to complete finishing works without the need to step foot on the wet concrete



FPT-30

POWERED by
HONDA

FLEXTOOL PORTATROWEL®



FPT-30

Model	Trowel diameter (mm) (in)	Operating weight (kg)	Number of blades	Speed range (RPM)	Blade pitch max (deg)	Engine make / model	Max rated power (Hp)	Fuel type	Shipping dimensions (LxWxH) (mm)	Shipping weight (Kg)	Product code	Barcode
FPT30	750 30"	20	4	40-70	25	Honda GX35	1.5Hp		775 x 775 x 480	25	FT201898-UNIT	 9300611630216

ACCESSORIES

FLEXTOOL PORTATROWEL® REPLACEMENT BLADES FOUR PACK

Rotor diameter	Suits machine model	No. blades per rotor	Size (mm)	Shipping dimensions (LxWxH) (mm)	Weight (kg)	Blades per pack	Product Code	Barcode
30"	PortaTrowel FPT30	4	150 x 265	150 x 265 x 20	1.9kg	4	FT201533-UNIT	 9300611630223



FLEXTOOL CLIP TOGETHER HANDLE

Description	Maximum number of handles	Product Code	Barcode
Flextool Clip Together Handle 180 mm	Max 3 handles to be used at one time. Additional handles will result in reduced control of the PortaTrowel	FT401806-UNIT	 9300611599766



Note: Only Clip Together handles can be used with the PortaTrowel FPT30 (Telescopic Handle does not fit)

Flextool Walk-Behind Power Trowels

The FT series 2 of Walk-Behind Power Trowels are available in 34" and 40" working widths. These trowels are robust, durable and safe concrete power finishing units. They are used to create a level, smooth finish on a large, flat area of concrete slabs.





POWERED by
HONDA

FLEXTOOL WALK-BEHIND POWER TROWELS



FT34-2

FT40-2

Model	Operating Weight (kg)	Trowel Diameter (mm) (in)	Number of Blades	Rotor Speed Range (rpm)	Blade Pitch Max (deg)	Lifting Hook	Wheel Kit Compatibility	Engine Make & Model	Max Rated Power (Hp)	Fuel Type	Product Code	Barcode
FT34-2	82	865 (34)	4	70-150	28	Yes	Yes	Honda GX160	5.5	P	FT201808-UNIT	 9300611599537
FT40-2	90	1015 (40)	4	70-150	28	Yes	No	Honda GX160	5.5	P	FT201816-UNIT	 9300611599612

ACCESSORIES

WHEEL KIT 34"

Suits FT34-2 only



Model	Operating Weight (kg)	Product Code	Barcode
FTWK-2	7	FT201809-UNIT	 9300611599544

WALK-BEHIND POWER TROWEL ENGINE COVER

Suits all FP and FT series of Walk-Behind Power Trowels



Product Code	Barcode
FT203433-UNIT	 9300611555977

COMBINATION BLADES

Suits Model	Size (mm)	Product Code
FT34-2	185 x 322	FT201821-UNIT
FT40-2	195 x 370	FT201822-UNIT



FINISHING BLADES


Suits Model	Size (mm)	Product Code
FT34-2	150 x 325	FT201823-UNIT
FT40-2	150 x 375	FT201824-UNIT



*See the Trowel Blades and Pan Floats selection guide on page 56.

Flextool Profinish® Walk-Behind Power Trowels

The Flextool Profinish Walk-Behind Power Trowels are built for the professional tradesmen. Fitted with cast iron spider plates, blade tilt levers and pressure plates these precision engineered components ensure the best possible flat floor results are achieved on each and every slab. Equipped with highly efficient gearboxes, maximum torque is transferred to the trowel rotors for superior performance at low, medium and high RPM.



FLEXTOL PROFINISH® WALK-BEHIND POWER TROWELS



Model	Trowel Diameter (mm) (in)	Operating Weight (kg)	Number of Blades	Speed Range (rpm)	Blade Pitch Max (deg)	Engine Make	Engine Model	Max Rated Power (Hp)	Fuel Type	Product Code	Barcode
FP424	610 (24)	50	4	40-130	30	Honda	GX160	5.5	P	FT203424-UNIT	9330221045476
FP436	915 (36)	75	4	40-130	30	Honda	GX160	5.5	P	FT203436-UNIT	9330221045414
FP436D	915 (36)	89	4	50-130	30	Yanmar	L48	4.7	D	FT23436D-UNIT	9330221045407
FP440	1015 (40)	85	4	40-130	30	Honda	GX270	9	P	FT203440-UNIT	9330221045384
FP446	1165 (46)	105	4	40-150	30	Honda	GX390	13	P	FT203446-UNIT	9330221045377

ACCESSORIES

WALK-BEHIND POWER TROWEL ENGINE COVER

Suits all FP and FT series of Walk-Behind Power Trowels

Product Code	Barcode
FT203433-UNIT	9300611555977



COMBINATION BLADES

Suits Model	Size (mm)	Product Code
FP436, FP436D & FP440	205 x 355	FT220479-UNIT
FP446	205 x 455	FT220480-UNIT



FINISHING BLADES

Suits Model	Size (mm)	Product Code
FP424	120 x 230	FT220455-UNIT
FP436, FP436D & FP440	152 x 355	FT220414-UNIT
FP446	152 x 460	FT220410-UNIT



*See the Trowel Blades and Pan Floats selection guide on page 56.

MQ Whiteman Edging Series
Walk-Behind Power Trowels

The MQ Whiteman Edging Series of Walk-Behind Power Trowels are available in 24", 30" and 36" working widths. The quality CA4HC trowel enables the operator to finish tight to the wall without marking or marring and easily manoeuvre around obstacles. Incorporating superior balance, durability and heavy-duty centrifugal clutch and gearboxes, this quality trowel provides contractors with the ideal machine for both residential and commercial construction work.



MQ WHITEMAN EDGING SERIES
WALK-BEHIND POWER TROWELS




MQ Whiteman Walk-Behind Power Trowels are supplied without a handle. These should be ordered separately.

Model	Trowel Rotor Diameter (mm) (in)	Handle Type (Handles ordered separately)	Operating Weight (kg)	Number of Blades	Speed Range (rpm)	Blade Pitch Max (deg)	Engine Make	Engine Model	Max Rated Power (Hp)	Fuel Type	Product Code	Barcode
CA4HC	610 (24)	STHAC	65.50	4	70-130	30	Honda	GX120	4	P	FT269000-UNIT	9300611645029
J3036H55	760 (30)	SXH	76.25	4	60-115	30	Honda	GX160	5.5	P	FT269001-UNIT	9300611645104
	915 (36)	QXH	81.50									9300611645104

ACCESSORIES

HANDLE OPTIONS - ORDERED SEPARATELY

Model	Product Description	Product Code	Barcode
STHAC	Standard knob style pitch control for CA4HC (centrifugal clutch) model	FT269006-UNIT	9300611645159
SXH	Standard knob style pitch control for J and B Series trowels	FT269007-UNIT	9300611645166
QXH	QuickPitch™ style control for J and B Series trowels	FT269008-UNIT	9300611645173



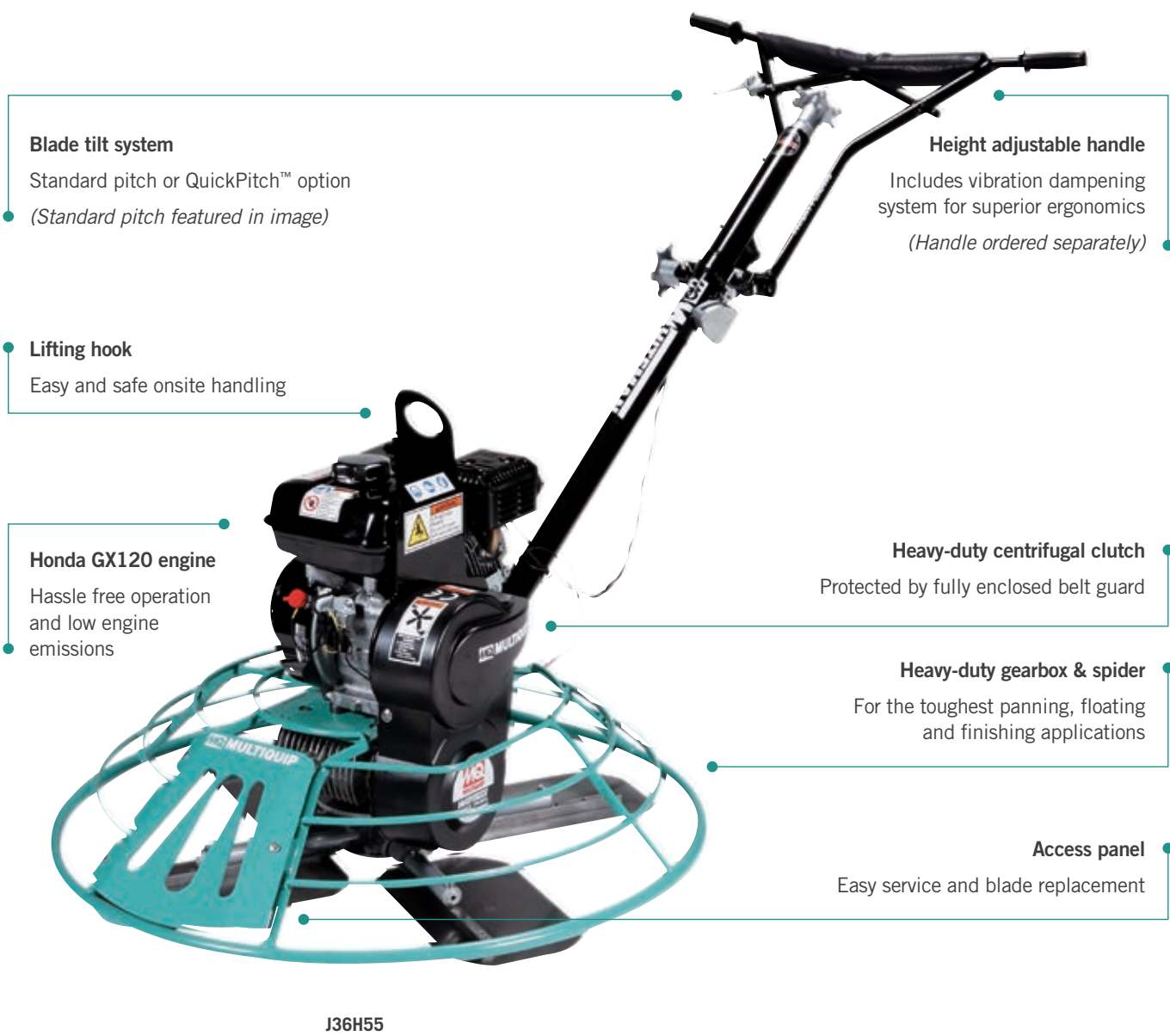
TROWEL BLADES AND PAN FLOATS

Model	Combination Blade	Pan Float
CA4HC	FT269020-UNIT	FT269029-UNIT
J3036H55 (30" Configuration)	FT269021-UNIT	FT269030-UNIT
J3036H55 (36" Configuration)	FT269022-UNIT	FT269031-UNIT

*See the Trowel Blades and Pan Floats selection guide on page 58.

MQ Whiteman J and B Series Walk-Behind Power Trowels

The MQ Whiteman J and B Series of Walk-Behind Power Trowels are available in 36" and 46" working widths. Incorporating superior balance, durability, heavy-duty centrifugal clutch and your choice of standard pitch or QuickPitch™ Control handles, these quality trowels provide contractors with the ideal machine for both residential and commercial construction work.



MQ WHITEMAN J AND B SERIES WALK-BEHIND POWER TROWELS



J36H55 J36H90H B46H11H

MQ Whiteman Walk-Behind Power Trowels are supplied without a handle. These should be ordered separately.

Model	Trowel Rotor Diameter (mm) (in)	Handle Type (Handles ordered separately)	Operating Weight (kg)	Number of Blades	Speed Range (rpm)	Blade Pitch Max (deg)	Engine Make	Engine Model	Max Rated Power (Hp)	Fuel Type	Product Code	Barcode
J36H55	915 (36)	SXH	83.00	4	60-115	30	Honda	GX160	5.5		FT269002-UNIT	
		QXH	88.50									9300611645111
J36H90H	915 (36)	SXH	96.25	4	90-155	30	Honda	GX270	9		FT269003-UNIT	
		QXH	101.50									9300611645128
B46H11H	1165 (46)	SXH	120.25	4	90-155	30	Honda	GX340	11		FT269004-UNIT	
		QXH	124.75									9300611645135

ACCESSORIES

HANDLE OPTIONS - ORDERED SEPARATELY

Model	Product Description	Product Code	Barcode
SXH	Standard knob style pitch control for J and B Series trowels	FT269007-UNIT	
QXH	QuickPitch™ style control for J and B Series trowels	FT269008-UNIT	



TROWEL BLADES AND PAN FLOATS

Model	Combination Blade	Finishing Blade	Reversible Combination Wide Finishing Blade	Pan Float
J36H55	FT269023-UNIT	FT269027-UNIT	FT269024-UNIT	FT269032-UNIT
J36H90H	FT269023-UNIT	FT269027-UNIT	FT269024-UNIT	FT269032-UNIT
B46H11H	FT269025-UNIT	FT269028-UNIT	FT269026-UNIT	FT269034-UNIT

*See the Trowel Blades and Pan Floats selection guide on page 58.

MQ Whiteman Heavy Duty Series Walk-Behind Power Trowels

The MQ Whiteman HDA Series of Walk-Behind Power Trowels is available in a 48" working width. Designed for maximum performance, this Series incorporates a heavy-duty gearbox, CVT drive system, QuickPitch™ Control handle and a 13HP Honda engine. With rotor speeds ranging from 35-225 RPM, this walk-behind trowel delivers superior power and performance.

QuickPitch™ blade tilt system

Fast, on the fly adjustment

Lifting hook

Easy and safe onsite handling

Honda GX390 engine

Hassle free operation and low engine emissions

Height adjustable handle

Includes vibration dampening system for superior ergonomics
(Handle ordered separately)

Heavy-duty CVT clutch

Constant variable transmission of 35-255 RPM

Heavy-duty gearbox & spider

For the toughest panning, floating and finishing applications





HDA48413H

MQ WHITEMAN HEAVY-DUTY SERIES WALK-BEHIND POWER TROWELS

MQ Whiteman Walk-Behind Power Trowels are supplied without a handle. These should be ordered separately.




HDA48413H

Model	Trowel Rotor Diameter (mm) (in)	Handle Type (Handles ordered separately)	Operating Weight (kg)	Number of Blades	Speed Range (rpm)	Blade Pitch Max (deg)	Engine Make	Engine Model	Max Rated Power (Hp)	Fuel Type	Product Code	Barcode
HDA48413H	1220 (48)	QXHD	159.50	4	35-225	30	Honda	GX390	13		FT269005-UNIT	 9300611645142

ACCESSORIES

HANDLE OPTIONS - ORDERED SEPARATELY

Model	Product Description	Product Code	Barcode
QXHD	QuickPitch™ style control for HD-Series trowels with 2-inch diameter handle mount	FT269009-UNIT	 9300611645180



QXHD

TROWEL BLADES AND PAN FLOATS

Model	Combination Blade	Finishing Blade	Reversible Combination Wide Finishing Blade	Pan Float
HDA48413H	FT269025-UNIT	FT269028-UNIT	FT269026-UNIT	FT269034-UNIT

*See the Trowel Blades and Pan Floats selection guide on page 58.

Flextool Profinish® Ride-On Power Trowels

The FP series 3 of Ride-On Power Trowels offer exceptional power to weight ratios, they are the ultimate force in tackling concrete pours of all sizes. Powerful engines deliver maximum performance to the heavy-duty gearboxes resulting in a perfect finish every time.

Twin stick, multi-directional levers deliver immediate, responsive steering.

Lifting points for balanced lifting on and off the job site.

Removable engine access panel for fast access to engine and critical drive line components for service and repair.

FP1046-3

Heavy duty gearboxes provide longer service life and less maintenance.

Forklift pockets for easy and safe handling (FP1046-3 only).

Wheel kit for easy onsite manoeuvrability. (included with all Ride-On models).

FLEXTOOL PROFINISH® RIDE-ON POWER TROWELS



FP836-3
Dimensions (LxWxH)
1950mm x 1000mm x 1250mm

FP1046-3
Dimensions (LxWxH)
2500mm x 1300mm x 1400mm

Model	Operating Weight (kg)	Trowel Diameter (mm) (in)	Number of Blades	Rotor Speed Range (rpm)	Blade Pitch Max (deg)	Fuel / Water Tank Capacity (l)	Lifting Hook	Wheel Kit Inclusion	Engine Make & Model	Max Rated Power (Hp)	Fuel Type	Product Code	Barcode
FP836-3	385	915 (36)	8	50-140	30	20	Yes	Yes	Honda GX690	27	P	FT201828-UNIT	9300611601049
FP1046-3	520	1165 (46)	10	50-140	30	20	Yes	Yes	Vanguard 613400	35	P	FT201829-UNIT	9300611601056

ACCESSORIES

COMBINATION BLADES

Suits Model	Size (mm)	Product Code
FP836-3	205 x 355	FT220479-UNIT
FP1046-3	205 x 455	FT220480-UNIT




FINISHING BLADES

Suits Model	Size (mm)	Product Code
FP836-3	152 x 355	FT220414-UNIT
FP1046-3	210 x 460	FT2WX185-UNIT



PAN FLOAT

Suits Model	Size (mm)	Product Code
FP836-3	940	FT211691-UNIT
FP1046-3	1175	FT2H3505-UNIT



*See the Trowel Blades and Pan Floats selection guide on page 56.

WHAT'S YOUR REPUTATION RIDING ON?

MQ WHITEMAN RIDE-ON
POWER TROWELS



MQ Whiteman Mechanical Drive Series Ride-On Trowels

The MQ Whiteman Mechanical Drive Ride-On Trowels are available in twin 36” and 46” models. Incorporating TwinPitch™ control, CVT drive system, durable gearboxes and constant-velocity joints, the Mechanical Drive Trowels are designed to tackle a wide range of jobsite requirements and floor sizes.

Mechanical steering

Spring assisted for precise control and reduced fatigue

Kohler 35Hp diesel engine

High performance to withstand the rigors and demands of panning and finishing

Heavy-duty CVT drive system

Constantly adjusts drive ratios to obtain torque and speed during all phases of operation

LED lighting

For night-time and indoor work

Mechanical gearboxes


Helical design for coolest running*, trouble-free and superior operation

Easy access frame design

Simplifies maintenance and offers convenient access to all serviceable components

Heavy-duty spider plates

Features long lasting wear plates and hubs that can be economically rebuilt



MQ WHITEMAN MECHANICAL DRIVE SERIES RIDE-ON TROWELS



JWN24HTCSL

Trowel Rotor Diameter
915 mm (36 in)

Path Width
1905 mm (75 in)



HHNG5

Trowel Rotor Diameter
1168 mm (46 in)

Path Width
2335 mm (92 in)



EHHNK5

Trowel Rotor Diameter
1168 mm (46 in)

Path Width
2335 mm (92 in)



HHXDF5

Trowel Rotor Diameter
1168 mm (46 in)

Path Width
2335 mm (92 in)

Model	Operating Weight (kg)	Blades Per Rotor	Steering Type	Speed Range (rpm)	Blade Pitch Max (deg)	Fuel Tank Capacity (L)	Wheel Kit Option	Engine Make / Model	Max Rated Power (Hp)	Fuel Type	Product Code	Barcode
JWN24HTCSL	355	4	Spring Assisted Mechanical	40-180	30	19	EMR2	Honda GX690	24	P	FT269011-UNIT	9300611645203
HHNG5	490	5	Spring Assisted Mechanical	0-180	30	26	EMR2 or EMR3	B&S Vanguard 540000	31	P	FT269012-UNIT	9300611645210
EHHNK5	765	5	Spring Assisted Mechanical	0-180	30	28	EMR2 or EMR3	Kohler KDW1404	35	D	FT269013-UNIT	9300611645227
HHXDF5	735	5	Proportional Hydraulic	0-170	30	37.85	EMR2 or EMR3	Kubota WG972	31	P/LPG	FT269014-UNIT	9300611645234

ACCESSORIES

WHEEL KIT OPTIONS

Model	Product Description	Product Code	Barcode
EMR2	Ride-on trowel wheel transport kit EMR2	FT269018-UNIT	9300611645272
EMR3	Ride-on trowel wheel transport kit EMR3	FT269019-UNIT	9300611645289



TROWEL BLADES AND PAN FLOATS

Model	Combination Blade	Finishing Blade	Reversible Combination Wide Finishing Blade	Pan Float
JWN24HTCSL	FT269023-UNIT	FT269027-UNIT	FT269024-UNIT	FT269033-UNIT or FT269032-UNIT
HHNG5	FT269025-UNIT	FT269028-UNIT	FT269026-UNIT	FT269035-UNIT or FT269036-UNIT
EHHNK5	FT269025-UNIT	FT269028-UNIT	FT269026-UNIT	FT269035-UNIT or FT269036-UNIT
HHXDF5	FT269025-UNIT	FT269028-UNIT	FT269026-UNIT	FT269035-UNIT or FT269036-UNIT

*See the Trowel Blades and Pan Floats selection guide on page 58.

MQ Whiteman Hydrostatic Drive Series Ride-On Trowels

The MQ Whiteman Hydrostatic Drive Ride-On Trowels are available in twin 36", 46" and 60" models. The HTX6H features a multi-function display screen, proportional hydraulic steering and joystick controls, allowing precision performance with minimal effort and preventing operator fatigue. Innovative technology, power and durability, further enhance the versatility of the HTX6H on every job site.

SmartPitch™ control
Synchronized blade pitch for both rotors with a single button

Proportional hydraulic steering
Improved responsiveness and minimal operator effort

Cruise control
Reduces operator fatigue

Engine power management
Senses engine load and adjusts hydraulic pump stroke to allow engine to operate at peak efficiency

Hatz 70Hp turbo diesel engine
High performance to withstand the rigors and demands of panning and finishing

HTX6H

Heavy-duty spider plates
Features long lasting wear plates and hubs that can be economically rebuilt

Full hydrostatic drive
Ensures optimum torque for panning whilst delivering the efficiency required for high-speed burnishing

Easy access frame design
Simplifies maintenance and offers convenient access to all serviceable components

LED lighting
For night-time and indoor work



MQ WHITEMAN HYDROSTATIC DRIVE SERIES RIDE-ON TROWELS




LD6SL	HTX6H	STX6H
Trowel Rotor Diameter 915 mm (36 in)	Trowel Rotor Diameter 1168 mm (46 in)	Trowel Rotor Diameter 1525 mm (60 in)
Path Width 1905 mm (75 in)	Path Width 2335 mm (92 in)	Path Width 2970 mm (117 in)

Model	Operating Weight (kg)	Blades Per Rotor	Steering Type	Speed Range (rpm)	Blade Pitch Max (deg)	Fuel Tank Capacity (L)	Wheel Kit Option	Engine Make / Model	Max Rated Power (Hp)	Fuel Type	Product Code	Barcode
LD6SL	390	4	Proportional Hydraulic	0-140	30	15	EMR2 or EMR3	B&S Vanguard 3864	23	P	FT269015-UNIT	9300611645241
HTX6H	1020	6	Proportional Hydraulic	0-160	30	37.85	EMR3	Hatz 4H50TIC	70	D	FT269016-UNIT	9300611645258
STX6H	1135	6	Proportional Hydraulic	0-130	30	75.75	EMR3	Hatz 4H50TIC	70	D	FT269017-UNIT	9300611645265

ACCESSORIES

WHEEL KIT OPTIONS

Model	Product Description	Product Code	Barcode
EMR2	Ride-on trowel wheel transport kit EMR2	FT269018-UNIT	9300611645272
EMR3	Ride-on trowel wheel transport kit EMR3	FT269019-UNIT	9300611645289



TROWEL BLADES AND PAN FLOATS

Model	Combination Blade	Finishing Blade	Reversible Combination Wide Finishing Blade	Pan Float
MQ-LD6SL	FT269023-UNIT	FT269027-UNIT	FT269024-UNIT	FT269033-UNIT or FT269032-UNIT
MQ-HTX6H	FT269025-UNIT	FT269028-UNIT	FT269026-UNIT	FT269037-UNIT
MQ-STX6H	FT269054-UNIT	FT269056-UNIT	FT269055-UNIT	FT269038-UNIT

*See the Trowel Blades and Pan Floats selection guide on page 58.

Flextool Series Trowel Blades and Pan Floats

TROWEL BLADE & PAN FLOAT SELECTION GUIDE FINISHING BLADE

Finishing blades are designed to produce a smooth and polished finish to the concrete surface. After the slab has firmed up, blade pitch is increased to a greater angle resulting in a smooth and polished finish.








Rotor Diameter	Suits Machine Model (Walk-Behind & Ride-On)	No. Blades Per Rotor	Size (mm)	Size (in)	Weight (kg)	Blades Per Pack	Product Code	Barcode
24"	Walk-Behind FP424	4	120 x 230	4.75" x 9"	2.20	4	FT220455-UNIT	 9330221037501
34"	Walk-Behind FT34 & FT34-2	4	150 x 325	6"x 12.75"	4.70	4	FT201823-UNIT	 9300611599681
36"	Walk-Behind FP436 & FP436D Ride-On FP836, FP836-2 & FP836-3	4	152 x 355	6" x 14"	4.80	4	FT220414-UNIT	 9330221037563
40"	Walk-Behind FT40 & FT40-2	4	150 x 375	6"x 14.75"	5.90	4	FT201824-UNIT	 9300611599698
40"	Walk-Behind FP440	4	152 x 355	6" x 14"	4.80	4	FT220414-UNIT	 9330221037563
46"	Walk-Behind FP446 Ride-On FP846	4	152 x 460	6" x 8"	6.20	4	FT220410-UNIT	 9330221037587
	Ride-On FP1046-2, FP1046-3 & FP1046-H	5	210 x 460	8" x 18"	12.75	5	FT2WX185-UNIT	 9330221153713

Product disclaimer:
Flextool parts are designed for Flextool equipment. Flextool parts can be compatible with other brands of equipment, however, this Trowel Blade & Float Pan Selection Guide summarises our best knowledge of the products, including the compatibility based on the information available at the time. You should read this document carefully and consider the information in the context of how the product will be used, including in conjunction with any other product and the type of surfaces to, and the manner in which, the product will be used. Our responsibility for products sold is subject to our standard terms and conditions of sales. Parchem does not accept any liability either directly or indirectly for any losses suffered in connection with the use of the product whether or not in accordance with any advice, specification, recommendation or information given by it.

TROWEL BLADE & PAN FLOAT SELECTION GUIDE COMBINATION BLADE


Combination blades are designed for operators who wish to use one blade for both floating and finishing applications. During the initial stages of power trowelling the blade is set flat and is used for floating, as the slab firms up the blade pitch is increased to produce a smooth finish.








Rotor Diameter	Suits Machine Model (Walk-Behind & Ride-On)	No. Blades Per Rotor	Size (mm)	Size (in)	Weight (kg)	Blades Per Pack	Product Code	Barcode
30"	PortaTrowel FPT30	4	150 x 265	7.25" x 12.50"	1.9kg	4	FT201533-UNIT	 9300611630223
34"	Walk-Behind FT34 & FT34-2	4	185 x 322	7.25" x 12.50"	7.20	4	FT201821-UNIT	 9300611599667
36"	Walk-Behind FP436 & FP436D Ride-On FP836, FP836-2 & FP836-3	4	205 x 355	8" x 14"	6.00	4	FT220479-UNIT	 9330221037495
40"	Walk-Behind FP440							
40"	Walk-Behind FT40 & FT40-2	4	195 x 370	7.75" x 14.50"	8.30	4	FT201822-UNIT	 9300611599674
46"	Walk-Behind FP446 Ride-On FP846	4	205 x 455	8" x 18"	8.00	4	FT220480-UNIT	 9330221037471
	Ride-On FP1046-2, FP1046-3 & FP1046-H	5						

PAN FLOAT

Pan floats clip onto both finishing or combination blades. Pan floats with their large surface area achieve flatter floors than traditional float blades as they are more efficient in removing imperfections, bumps and voids.



*intermediate pans with slight bend

24"	Walk-Behind FP424	4	605	24"	5.00	N/A	FT211766-UNIT	 9330221039178
36"	Walk-Behind FP436 & FP436D Ride-On FP836, FP836-2 & FP836-3	4	940	37"	17.60	N/A	FT211691-UNIT	 9330221039291
40"	Walk-Behind FP440	4	1050	41.25"	23.30	N/A	FT240PAN-UNIT	 9330221036849
46"	Walk-Behind FP446 Ride-On FP846	4	1230	48.5"	29.40	N/A	FT211692-UNIT	 9330221039277
46"	Ride-On FP1046-2, FP1046-3 & FP1046-H	5	1175	46.25"	30.00	N/A	FT2H3505-UNIT	 9330221036696

MQ Whiteman Series Trowel Blades and Pan Floats

TROWEL BLADE & PAN FLOAT SELECTION GUIDE
TROWEL BLADES



Machine Model Compatibility	Blade Model Number	Product Code	Product Description	Blade Size (mm)	Blade Size (in)	Blade Weight (kg)	Blades Per Pack			Barcode
CA4HC	C244	FT269020-UNIT	Trowel Blade Combo 5 x 9.25 (24") Edger	125 x 235	5" x 9.25	3	4	✓	✗	 9300611645296
J3036H55	30698	FT269021-UNIT	Trowel Blade Combo 8 x 10.5 (30") Edger	205 x 265	8" x 10.5"	4.5	4	✓	✗	 9300611645302
	30699	FT269022-UNIT	Trowel Blade Combo 8 x 14 (36") Edger	205 x 355	8" x 14"	6	4			 9300611645319
J36H55, J36H90H JWN24HTCSL, LD6SL	C844	FT269023-UNIT	Trowel Blade Combo 8 x 14 (36")	205 x 355	8" x 14"	6.25	4	✓	✓	 9300611645326
	RC814	FT269024-UNIT	Trowel Blade Combo 8 x 14 (36") Reversible (Wide Finishing)	205 x 355	8" x 14"	7.5	4			 9300611645333
	F900	FT269027-UNIT	Trowel Blade Finish 6 x 14 (36")	152 x 355	6" x 14"	5.2	4			 9300611645364
B46H11H, HDA48413H HHNG5, EHHNK5, HHXDF5, HTX6H	C464	FT269025-UNIT	Trowel Blade Combo 8 x 18 (46")	205 x 455	8" x 18"	8.25	4	✓	✓	 9300611645340
	RC818	FT269026-UNIT	Trowel Blade Combo 8 x 18 (46") Reversible (Wide Finishing)	205 x 455	8" x 18"	9.5	4			 9300611645357
	F400	FT269028-UNIT	Trowel Blade Finish 6 x 18 (46")	152 x 455	6" x 18"	6.75	4			 9300611645371
STX6H	C11997	FT269054-UNIT	Trowel Blade Combo 8 x 23 (60")	205 x 585	8" x 23"	10.55	4	✗	✓	 9300611651976
	RC823	FT269055-UNIT	Trowel Blade Combo 8 x 23 (60") Reversible (Wide Finishing)	205 x 585	8" x 23"	12.25	4			 9300611651983
	F11990	FT269056-UNIT	Trowel Blade Finish 6 x 23 (60")	152 x 585	6" x 23"	8.75	4			 9300611651990



PAN FLOATS

Pan floats clip onto both finishing or combination blades. Pan floats with their large surface area achieve flatter floors than traditional float blades as they are more efficient in removing imperfections, bumps and voids.



Machine Model Compatibility	Pan Float Model Number	Product Code	Product Description	Pan Float Size (mm)	Pan Float Size (in)	Pan Float Weight (kg)			Barcode
CA4HC	21550	FT269029-UNIT	Pan Float Flat (24") Edger 4-Blade	610	24"	5	✓	✗	 9300611645388
J3036H55	30696	FT269030-UNIT	Pan Float Flat (30") Edger 4-Blade	765	30"	13.5	✓	✗	 9300611645395
	30697	FT269031-UNIT	Pan Float Flat (36") Edger 4-Blade	915	36"	19			 9300611645401
J36H55, J36H90H JWN24HTCSL, LD6SL	2870	FT269032-UNIT	Pan Float Flat (36") Pin 4-Blade	915	36"	19	✓	✓	 9300611645418
JWN24HTCSL, LD6SL	11032	FT269033-UNIT	Pan Float Super Flat (36") Pin 4-Blade	915	36"	19	✗	✓	 9300611645425
B46H11H, HDA48413H	12271	FT269034-UNIT	Pan Float Flat (46") Pin 4-Blade	1170	46"	28.5	✓	✗	 9300611645432
HHNG5, EHHNK5, HHXDF5	12272	FT269035-UNIT	Pan Float Flat (46") Pin 5-Blade	1170	46"	29	✗	✓	 9300611645449
	12093W	FT269036-UNIT	Pan Float Super Flat (46") Pin 5-Blade	1170	46"	30.25			 9300611645456
HTX6H	32608W	FT269037-UNIT	Pan Float Super Flat (46") Pin 6-Blade	1170	46"	28	✗	✓	 9300611645463
STX6H	11979E	FT269038-UNIT	Pan Float Super Flat (60") Pin 6-Blade	1525	60"	52.25	✗	✓	 9300611645470

Flextool Hand Tools

POINTED TROWELS

Pointed trowels are used for trowelling concrete floors and other general concrete work. The pointed nose of the trowel provides flexibility when trowelling around corners and protrusions in the concrete whilst also reducing marks left in the concrete. Flextool pointed trowels are produced using high carbon steel to optimise blade flexibility and durability. Flextool pointed trowels are also fitted with a single piece forged aluminium spine for extra strength and blade support. Available in both ProSoft rubber grip and solid moulded plastic handles.

Product Code	Description	Width (mm)	Length (mm)	Pack Qty	Barcode
FT4P1009-UNIT	Pointed Trowel - ProSoft Handle	100	355	6	 9330221000987
FT4P1001-UNIT	Pointed Trowel - ProSoft Handle	120	365	6	 9330221001052
FT4P1091-UNIT	Pointed Trowel - ProSoft Handle	115	405	6	 9330221000833
FT4P1092-UNIT	Pointed Trowel - ProSoft Handle	115	450	6	 9330221000819
FT4P1093-UNIT	Pointed Trowel - ProSoft Handle	115	500	6	 9330221000802
FT41009P-UNIT	Pointed Trowel - Plastic Handle	100	355	6	 9330221156912
FT41091P-UNIT	Pointed Trowel - Plastic Handle	115	405	6	 9330221156929



ProSoft Handle



Hard Plastic Handle

SQUARE TROWELS

Square trowels are used where pointed trowels are not suitable and for general concrete work. Suitable for use on concrete stairs and other vertical applications. Flextool square trowels are produced using high carbon steel to optimise blade flexibility and durability. Flextool square trowels are also fitted with a single piece forged aluminium spine for extra strength and blade support. Available with ProSoft rubber grip handles in both closed and open style configurations.

Product Code	Description	Width (mm)	Length (mm)	Pack Qty	Barcode
FT4P1002-UNIT	Square Trowel - ProSoft Handle	120	280	6	 9330221001038
FT4P1081-UNIT	Square Trowel - ProSoft Handle	115	405	6	 9330221000857
FT410020-UNIT	Square Trowel - ProSoft Open Handle	120	280	6	 9330221154246
FT410810-UNIT	Square Trowel - ProSoft Open Handle	115	405	6	 9330221154253



ProSoft Handle



Open Handle

STEEL FLOATS



Steel Floats or “Sides Up” trowels as they are sometimes referred to are used for creating a non-slip finish on the concrete surface, also known as a stippled or coved finish. They are also used for trowelling dry shake materials into the top surface of the concrete. Steel floats produce a finer texture to wood floats and are more durable and longer wearing due to their solid steel blade. Available with ProSoft rubber handle for user comfort.

Product Code	Description	Width (mm)	Length (mm)	Pack Qty	Barcode
FT42009S-UNIT	Stainless Steel Float - ProSoft Handle	160	210	6	 9330221000734
FT42029S-UNIT	Stainless Steel Float - ProSoft Handle	100	290	6	 9330221000697
FT42019S-UNIT	Stainless Steel Float - ProSoft Handle	150	380	6	 9330221000710



MAGNESIUM FLOATS

Magnesium Floats are used in the early stages of concrete placement for working the concrete and bringing moisture to the surface. They can also be used again in the late stages of concrete finishing to create a fine textured finish similar to a steel or wood float. All Flextool magnesium floats are produced with a broken-in or curved blade and come standard with a ProSoft rubber grip for user comfort.

Product Code	Description	Width (mm)	Length (mm)	Pack Qty	Barcode
FT4P2051-UNIT	Magnesium Float - ProSoft Handle	80	405	6	 9330221000659
FT4P2052-UNIT	Magnesium Float - ProSoft Handle	80	510	6	 9330221000635



WOOD FLOATS

Wood Floats are used for creating a rough non-slip or textured finish on the concrete surface. Used predominately for outdoor areas such as footpaths and other pedestrian traffic applications. Available with ProSoft rubber handle for user comfort.

Product Code	Description	Width (mm)	Length (mm)	Pack Qty	Barcode
FT4P8001-UNIT	Wood Float - ProSoft Handle	112	300	6	 9330221000437
FT4P8002-UNIT	Wood Float - ProSoft Handle	112	380	6	 9330221000420
FT4P8024-UNIT	Wood Float - ProSoft Handle	65	600	6	 9330221000406



MARBLE SHEEN TROWELS


Marble Sheen trowels offer maximum blade flexibility due to their short blade support spine, developed initially for finishing swimming pools these tools can be used in a wide range of applications where a curved finish is required. Constructed using super flexible high carbon steel and available with ProSoft rubber handle for user comfort.

Product Code	Description	Width (mm)	Length (mm)	Spine Length (mm)	Pack Qty	Barcode
FT4P1021-UNIT	Marble Sheen Trowel - ProSoft Handle	100	350	160	6	 9330221000956
FT4P1022-UNIT	Marble Sheen Trowel - ProSoft Handle	100	450	160	6	 9330221000949



CONCRETE EDGERS - BEVEL

Concrete Edger trowels are used to create a smooth finish to slab edges. Available with ProSoft handle for user comfort.

Product Code	Description	Width (mm)	Length (mm)	Angle	Bevel (mm)	Pack Qty	Barcode
FT44013S-UNIT	Edger - ProSoft Handle	100	150	45	25	6	 9330221000529



CONCRETE EDGERS - BULL NOSE

Concrete Edger Bull Nose trowels are used to create a smooth finish to slab edges. They produce a curved profile finish on the concrete edge to prevent chipping and damage to the concrete. Available with ProSoft handle for user comfort.

Product Code	Description	Width (mm)	Length (mm)	Radius (mm)	Depth (mm)	Pack Qty	Barcode
FT44001S-UNIT	Edger - ProSoft Handle	75	140	5	12	6	 9330221000574
FT44002S-UNIT	Edger - ProSoft Handle	75	140	6	12	6	 9330221000567
FT44003S-UNIT	Edger - ProSoft Handle	75	140	10	19	6	 9330221000550
FT44008S-UNIT	Edger - ProSoft Handle	75	140	19	19	6	 9330221000536
FT44006S-UNIT	Edger - ProSoft Handle	100	150	6	14	6	 9330221000543
FT47006S-UNIT	Edger - ProSoft Handle	105	150	10	14	6	 9330221000468
FT47002S-UNIT	Edger - ProSoft Handle	112	175	12	22	6	 9330221000482
FT47003S-UNIT	Edger - ProSoft Handle	112	175	25	19	6	 9330221000475
FT47008S-UNIT	Edger - ProSoft Handle	140	200	20	19	6	 9330221000451
FT47001S-UNIT	Edger - ProSoft Handle	150	230	25	24	6	 9330221000499



VEE JOINTERS - STEEL



Vee Jointer steel trowels are used to control shrinking and cracking of concrete by inducing cracks to occur at the desired position and in a straight line. Available in ProSoft handle for user comfort.

Product Code	Description	Width (mm)	Length (mm)	Depth (mm)	Pack Qty	Barcode
FT43001S-UNIT	Vee Jointer - ProSoft Handle	75	152	10	6	 9330221000628
FT43002S-UNIT	Vee Jointer - ProSoft Handle	150	175	12	6	 9330221000611
FT43012S-UNIT	Vee Jointer - ProSoft Handle	150	175	20	6	 9330221000581



CONCRETE PLACING RAKES




Product Code	Description	Blade Width (mm)	Length (mm)	Pack Qty	Barcode
FT4CC011-UNIT	Concrete Placing Rake - Pull Style	500	1650	6	 9330221155304
FT4CC013-UNIT	Concrete Placing Rake - Push / Pull Style	500	1650	6	 9330221155328



Pull Style

Push/Pull Style

CONCRETE SHOVELS

Product Code	Description	Length (mm)	Pack Qty	Barcode
FT4HGT75-UNIT	Steel D - Handle Concrete Shovel	1050	6	 9319646112390
FT4RW025-UNIT	Steel D - Handle Concrete Shovel	1150	6	 9330221155335




STANDING BRACKET

Product Code	Description	Pack Qty	Barcode
FT40FPSB-UNIT	Standing Bracket	1	 9300611572912



KNEELING BOARD

Kneeling boards are for multipurpose use by concreters & flooring contractors and provide comfortable and soft support. They are constructed using dense polyurethane foam and heavy duty polypropylene tray for improved strength.










Product Code	Description	Width (mm)	Length (mm)	Pack Qty	Barcode
FT410209-UNIT	Concrete Kneeling Board	350	490	6	 9330221083126



CONCRETE SCREED WITH LEVEL VIAL

Flextool Concrete Screeds are made from durable yet lightweight aluminium extrusions. Concrete screeds are used to level the concrete after it has been placed. Flextool screeds are designed with dual cutting edges and clamped handles allowing the screed to be reversed for use on the other side. These screeds are fitted with a level vial to assist with accurate and level screeding, and they are also fitted with plastic end caps and are powder coated for easy cleaning.



Product Code	Description	Length (mm)	Pack Qty	Barcode
FT401807-UNIT	Aluminium Concrete Screed	1200	4	 9300611599773
FT401808-UNIT	Aluminium Concrete Screed	1500	4	 9300611599797
FT401809-UNIT	Aluminium Concrete Screed	1800	4	 9300611599803
FT401810-UNIT	Aluminium Concrete Screed	2100	4	 9300611599810
FT401811-UNIT	Aluminium Concrete Screed	2400	4	 9300611599827
FT401812-UNIT	Aluminium Concrete Screed	2700	4	 9300611599834
FT401813-UNIT	Aluminium Concrete Screed	3000	4	 9300611599841
FT401814-UNIT	Aluminium Concrete Screed	3600	4	 9300611599858
FT401815-UNIT	Aluminium Concrete Screed	4200	4	 9300611599865

HANDLES & ADAPTORS







Product Code	Description	Pack Qty	Barcode
FT401805-UNIT	Handle Telescopic Extension	4	 9300611599759
FT401800-UNIT	Handle Telescopic Adaptor 25-32mm	50	 9300611599704
FT401806-UNIT	Handle Clip Together 1.8m	4	 9300611599766
FT42051H-UNIT	Replacement Handle - Mag & Wood Float	6	 9330221083119

SUITABLE FOR USE WITH CLIP TOGETHER OR TELESCOPIC HANDLES

BULLFLOATS



For use with Telescopic or Clip Together Handles

Product Code	Description	Width (mm)	Length (mm)	Pack Qty	Barcode
FT401801-UNIT	Aluminium Bullfloat	150	600	4	 9300611599711
FT401802-UNIT	Aluminium Bullfloat	150	900	4	 9300611599728
FT401803-UNIT	Aluminium Bullfloat	150	1200	6	 9300611599735
FT401804-UNIT	Aluminium Bullfloat	150	1800	4	 9300611599742



FINISHING BROOMS





For use with Telescopic or Clip Together Handles

Product Code	Description	Length (mm)	Bristle Type	Pack Qty	Barcode
FT4B1573-UNIT	Finishing Broom	750	Medium	10	 9330221001175
FT4B1574-UNIT	Finishing Broom	900	Medium	10	 9330221001168



WALKING TOOLS

For use with Telescopic or Clip Together Handles

Product Code	Description	Width (mm)	Length (mm)	Radius (mm)	Depth (mm)	Pack Qty	Barcode
FT4009SW-UNIT	Walking Tool - Steel Float	160	210	-	-	6	 9330221000727
FT4019SW-UNIT	Walking Tool - Steel Float	150	380	-	-	6	 9330221000703
FT4002SW-UNIT	Walking Tool - Edger	112	175	12	22	6	 9330221154369
FT4702SW-UNIT	Walking Tool - Vee Jointer	150	175	-	12	6	 9330221154376



WALKING TROWELS



For use with Telescopic or Clip Together Handles

Product Code	Description	Width (mm)	Length (mm)	Pack Qty	Barcode
FT4FW555-UNIT	Walking Trowel - Round Ends - Carbon Steel	120	600	6	 9330221001526
FT4FW557-UNIT	Walking Trowel - Round Ends - S/Steel	120	600	6	 9330221001519





FRESNO TROWELS

For use with Telescopic or Clip Together Handles

Product Code	Description	Width (mm)	Length (mm)	Pack Qty	Barcode
FT4FF607-UNIT	Fresno Trowel	115	600	6	 9330221001090
FT4FF609-UNIT	Fresno Trowel	115	900	6	 9330221001083



BOLT CUTTERS

Product Code	Description	Length (mm)	Pack Qty	Barcode
FT4RW094-UNIT	Bolt Cutters	750	5	 9330221001229
FT4RW095-UNIT	Bolt Cutters	900	5	 9330221001212



FLAT FLOOR TOOLS

These extruded magnesium flat floor tools are specifically designed to improve floor or pavement flatness. Each tool comes standard with three 1.8m clip-together aluminium handles, stabilising outriggers and equalizer pitch adjusting head for precise, even control.

BUMP CUTTER


Cuts down bumps and fills low areas after concrete slab has been floated.



CHECK ROD

Reduces bumps and fills low areas while the concrete is still plastic.

CHANNEL FLOAT


Use in place of traditional bull floats for flatter floors.



Product Code	Description	Width (mm)	Height (mm)	Length (mm)	Pack Qty	Barcode
FT4000BC-UNIT	Bump Cutter	3000	102	51	1	 9330221002677
FT4000CR-UNIT	Check Rod	3000	51	102	1	 9330221002653
FT4000CF-UNIT	Channel Float	3000	51	152	1	 9330221002660

HEAVY DUTY BULLFLOAT

These heavy duty bullfloats are the concrete placers workhorse. This hard wearing tool is made from the highest quality extruded material for added strength and longer life. Comes complete with H/D worm pitch drive and three 1800mm clip together handles.

Product Code	Description	Length (mm)	Pack Qty	Barcode
FT450084-UNIT	Heavy Duty Bullfloat	1200	1	 9330221002639



ACCESSORIES

Product Code	Description	Pack Qty	Barcode
FT240680-UNIT	Heavy Duty Pitch Control Mechanism	1	 9330221087575



MATERIAL SPREADER

Used for spreading dry shake materials such as Sicaltop & Decorative colour hardeners.

FEATURES

- 40kg hopper capacity
- Adjustable spreading rate from 0.5kg/m² to 2.5kg/m²
- Mesh roller pushes material to the surface
- Hopper includes integrated bag breakers
- Hand activated lever opens/closes discharge gate to start/stop material flow

Product Code	Description	Pack Qty	Barcode
FT4TV830-UNIT	Material Spreader	1	 9330221086066



Flextool Brick & Masonry Saw

Flextool Brick & Masonry Saw offers high precision cutting of bricks and building blocks. It is easy to set up and transport.



Model	Blades Size (mm) (in)	Max Depth Cut (mm)	Max Length of Cut (mm)	Operating Weight (kg)	Lifting Hook	Voltage (V)	Max Current (amp)	Power Output (kw)	Power Output (Hp)	Product Code	Barcode
FBS-36E	355 (14)	125	500	110	Yes	240	10	1.7	2.3	FT109503-UNIT	9330221030618

BRICK BLADE (LASER WELDED GOLD)

Brick Blade (Laser Welded Gold) commonly used on table saws and brick saws for cutting hard materials such as clay bricks and pavers. Can also be used on petrol powered hand saws and floor saws under 24HP for cutting very hard concrete. Recommended for wet use only.

Product Code	Description	Blade Diameter (mm) (in)	Arbour Size (mm)	Segment Height (mm)	Barcode
FT1W350T-UNIT	Bladetec Diamond Blade (Gold)	355 (14")	25.4	12	9330221028387



BRICK BLADE (SILENT)

Premium quality Brick Blade (Silent) Blade with a sandwich type steel core designed to keep cutting noise down to a minimum. Used for cutting hard clay bricks and pavers and non abrasive blocks. Should be operated only on brick and bench saws under 5HP and used with water.

Product Code	Description	Blade Diameter (mm) (in)	Arbour Size (mm)	Segment Height (mm)	Barcode
FT150SLP-UNIT	Bladetec Diamond Blade (Brick/Silent)	355 (14")	25.4	12	9330221027755



CONCRETE BLADE (LASER WELDED WHITE)

Concrete Blade (Laser Welded White) for general purpose cutting of both reinforced and non-reinforced concrete. Can be used on hand held petrol saws and floor saws under 24HP. Should be used wet.

Product Code	Description	Blade Diameter (mm) (in)	Arbour Size (mm)	Segment Height (mm)	Barcode
FT11350T-UNIT	Bladetec Diamond Blade (White)	355 (14")	25.4	12	9330221028196
FT11400T-UNIT	Bladetec Diamond Blade (White)	415 (16")	25.4	12	9330221028165
FT11450P-UNIT	Bladetec Diamond Blade (White)	460 (18")	25.4	12	9330221028141
FT11500P-UNIT	Bladetec Diamond Blade (White)	510 (20")	25.4	12	9330221028134





COMBINATION BLADE (CONCRETE / ASPHALT)




Combination Blade (Concrete / Asphalt) used for cutting a mixture of concrete and softer materials such as asphalt, sandstone and besser brick. Can be used on hand held petrol saws, floor saws under 24HP and bench/brick saws. Should be used wet.

Product Code	Description	Blade Diameter (mm) (in)	Arbour Size (mm)	Segment Height (mm)	Barcode
FT1C300T-UNIT	Bladetec Diamond Blade (Combi)	305 (12")	25.4	12	 9330221028110
FT1C350T-UNIT	Bladetec Diamond Blade (Combi)	355 (14")	25.4	12	 9330221028097
FT1C400T-UNIT	Bladetec Diamond Blade (Combi)	415 (16")	25.4	12	 9330221028073
FT1C450P-UNIT	Bladetec Diamond Blade (Combi)	460 (18")	25.4	12	 9330221028066
FT1C500P-UNIT	Bladetec Diamond Blade (Combi)	510 (20")	25.4	12	 9330221028059



ASPHALT BLADE (LASER WELDED BLACK)


Asphalt Blade (Laser Welded Black) for all asphalt cutting applications with a drop segmented for under-cut protection. Used on floor saws under 25HP. Should be used wet.

Product Code	Description	Blade Diameter (mm) (in)	Arbour Size (mm)	Segment Height (mm)	Barcode
FT12350T-UNIT	Bladetec Diamond Blade (Black)	355 (14")	25.4	12	 9330221028028
FT12400T-UNIT	Bladetec Diamond Blade (Black)	415 (16")	25.4	12	 9330221028004
FT12450P-UNIT	Bladetec Diamond Blade (Black)	460 (18")	25.4	12	 9330221027601



ALL CUT BLADE (VACUUM BRAZED TECHNOLOGY)


New technology Vacuum Brazed Blade for general type cutting of most materials including concrete, masonry, metal, wood, plastic, steel, cast iron, copper, brick, cement sheet, timber, tree roots, PVC, rubber and polycarbonate. Mainly used on petrol powered hand saws and can be used both wet and dry. Also known as a rescue blade.

Product Code	Description	Blade Diameter (mm) (in)	Arbour Size (mm)	Segment Height (mm)	Barcode
FT11GVT7-UNIT	Bladetec Diamond Blade (All-Cut)	355 (14")	25.4	12	 9330221028233




WIDE SEGMENT BLADE (PROFESSIONAL)

A Professional 10mm Wide Segment Blade used for cutting and clean out of construction joints in concrete flooring. Should be used on floor saws under 25HP only.

Product Code	Description	Blade Diameter (mm) (in)	Arbour Size (mm)	Segment Height (mm)	Barcode
FT15010W-UNIT	Bladetec Diamond Blade 10mm Wide (CONC)	355 (14")	25.4	12	 9330221027977





ACCESSORIES

Product Code	Description	Barcode
FT200031-UNIT	Bladetec Diamond Blade Spacer 25.4mm to 20mm Reduces arbour size to suit both hand held and walk behind floor and road saws	 9330221016421

CONTINUOUS RIM

Continuous Rim Blade for use on power tools and tile saws for precise and chip free cutting of granite, ceramic, terracotta and porcelain tiles. Can be used both wet or dry.


Product Code	Description	Blade Diameter (mm) (in)	Segment Height (mm)	Barcode
FT1B105T-UNIT	Bladetec Diamond Blade (Cont Rim)	105 (4")	8	 9330221021357
FT1B125T-UNIT	Bladetec Diamond Blade (Cont Rim)	125 (5")	8	 9330221021319





TURBO RIM (ABRASIVE)

Premium quality Turbo Rim (Abrasive) Blade for cutting softer type materials giving fast efficient cutting with extended life. Types of materials recommended for cutting include concrete blocks/pavers, sandstone and aerated concrete. Can be used both wet or dry.

Product Code	Description	Blade Diameter (mm) (in)	Segment Height (mm)	Barcode
FT103580-UNIT	Bladetek Diamond Blade Green Saw	230 (9")	10	 9330221015448



TURBO RIM




Turbo Rim Blade used in a variety a general purpose cutting applications where a chip free cut is not required. Used for cutting materials such as clay and concrete bricks, cement sheet, general concrete (not reinforced), concrete roof tiles and clay/concrete pipes. Can be used both wet or dry.

Product Code	Description	Blade Diameter (mm) (in)	Segment Height (mm)	Barcode
FT1F105T-UNIT	Bladetek Diamond Blade (Turbo)	105 (4")	10	 9330221022491
FT1F125T-UNIT	Bladetek Diamond Blade (Turbo)	125 (5")	10	 9330221022439
FT1F180T-UNIT	Bladetek Diamond Blade (Turbo)	180 (7")	10	 9330221022385
FT1F230T-UNIT	Bladetek Diamond Blade (Turbo)	230 (9")	10	 9330221022347



9.5mm WIDE TUCK POINT




Premium quality 9.5mm Wide Tuck Point Blade used for tuck pointing and cleaning of mortar joints. Most commonly used by the professional in dry application.

Product Code	Description	Blade Diameter (mm) (in)	Segment Thickness (mm)	Segment Height (mm)	Barcode
FT1105P9-UNIT	Bladetek Diamond Blade (Tuck Point)	100 (4")	9.5	12	 9330221028998
FT1125P9-UNIT	Bladetek Diamond Blade (Tuck Point)	125 (5")	9.5	12	 9330221028936
FT1180P9-UNIT	Bladetek Diamond Blade (Tuck Point)	180 (7")	9.5	12	 9330221028905



V-SEGMENT CRACK CHASER

Premium quality V-Segment Crack Chaser Blade with a "V" type segment designed to follow and widen cracks in concrete prior to repair. Most commonly used by the professional in dry application.


Product Code	Description	Blade Diameter (mm) (in)	Segment Thickness (mm)	Segment Height (mm)	Barcode
FT1K105P-UNIT	Bladetek Diamond Blade V-Segment	100 (4")	9.5	12	 9330221029049
FT1K125P-UNIT	Bladetek Diamond Blade V-Segment	125 (5")	9.5	12	 9330221029032
FT1K180P-UNIT	Bladetek Diamond Blade V-Segment	180 (7")	9.5	12	 9330221029025



CORE DRILL

With a wide range of sizes available with 1 1/4" UNC back end fittings, Bladetek diamond core bits give the professional tradesman excellent performance in both drilling speed and life of the drill bit. Designed for drilling all types of reinforced concrete and masonry and should only be used in wet applications.



Product Code	Description	Barcode
FT1B0018-UNIT	Bladetek Core Drill 18mm	 9330221022187
FT1B0022-UNIT	Bladetek Core Drill 22mm	 9330221022163
FT1B0028-UNIT	Bladetek Core Drill 28mm	 9330221022149
FT1B0032-UNIT	Bladetek Core Drill 32mm	 9330221022132
FT1B0038-UNIT	Bladetek Core Drill 38mm	 9330221022118
FT1B0042-UNIT	Bladetek Core Drill 42mm	 9330221022101
FT1B0050-UNIT	Bladetek Core Drill 50mm	 9330221022088
FT1B0064-UNIT	Bladetek Core Drill 64mm	 9330221022064

Product Code	Description	Barcode
FT1B0076-UNIT	Bladetek Core Drill 76mm	 9330221022057
FT1B0083-UNIT	Bladetek Core Drill 83mm	 9330221022040
FT1B0092-UNIT	Bladetek Core Drill 92mm	 9330221022026
FT1B0102-UNIT	Bladetek Core Drill 102mm]	 9330221022019
FT1B0127-UNIT	Bladetek Core Drill 127mm	 9330221021982
FT1B0152-UNIT	Bladetek Core Drill 152mm	 9330221021975
FT1B0166-UNIT	Bladetek Core Drill 166mm	 9330221021968
FT1B0254-UNIT	Bladetek Core Drill 254mm	 9330221021920



Smith Performance Sprayers Industrial Concrete Sprayer

The Smith Industrial Sprayers are built to withstand harsh chemicals and are targeted towards contractor or construction work with ease of use and durability at their core. Each sprayer is fitted with chemical-resistant seals and brass components specially designed for contact with acetone, xylene, bond breakers, curing compounds and other concrete chemicals.



Product Code	Description	Barcode
NP700096-UNIT	SPS Industrial Concrete Sprayer Stainless Steel – S103E	 0841688003903



MQ Whiteman Spraying System Chemical Power Sprayer

The WSC55 Chemical Spraying System is a superior spray system featuring a powerful Honda GX160 engine, quick disconnect hose connections, parking break and sloped chemical platform, offering various time and cost savings. A small on-board compressor allows the operator to clear and reuse the leftover product in the hose that would normally be discarded, greatly reducing maintenance and waste.



SPRAYING SYSTEM – CART & COMPRESSOR

Model	Operating Weight (kg)	Litres Per Minute	PSI	Solids Capacity	Engine Make	Engine Model	Max Rated Power (Hp)	Fuel Type	Product Code	Barcode
WSC55	131	26.5	125	25%	Honda	GX160	5.5		FT269039-UNIT	 9300611645487



SPRAYING SYSTEM – BARREL MOUNT

Model	Operating Weight (kg)	Litres Per Minute	PSI	Solids Capacity	Engine Make	Engine Model	Max Rated Power (Hp)	Fuel Type	Product Code	Barcode
WSC55BM	37	26.5	125	25%	Honda	GX160	5.5		FT269040-UNIT	 9300611645494



SPRAYING SYSTEM – HOSE ASSY 3/8

Model	Length (m)	ProductCode	Barcode
SH150	45	FT269041-UNIT	 9300611645500





Flextool Cub Grinder

The Cub Grinder is compact in design and delivers exceptional grinding capability across a wide range of applications. With the weight of the motor sitting directly over the grinding head grinding efficiency is enhanced. Fitted with a direct drive coupling design there is no drive belts that require ongoing adjustments and timely maintenance.



ART-CUB

FLEXTOL CUB GRINDER

Model	Grinding Width (mm)	Operating Weight (kg)	Lifting Hook	Voltage (volt)	Max Current (amp)	Power Output (kw)	Power Output (Hp)	Motor Speed (rpm)	IP Rating	Overload Protection	Product Code	Barcode
ART-CUB	250mm	46	Yes	240V	9.57A	1.8	2.4	1440	55	Yes	FT1RTCUB-UNIT	9330221020817



FLEXTOL CUB GRINDER ACCESSORIES

Flextool's extensive range of Quick Fit Shoe and Grinding Plates are compatible with the Flextool Cub Grinder. See the selection table below to find the suitable parts.




Product Code	Description	Barcode
FT1TE250-UNIT	Bladetec Grinding Shoes Quick Fit Adaptor Plate (takes 6 x shoe)	9330221017909



ACCESSORIES

QUICK-FIT GRINDING SHOE

Flextool Quick-Fit grinding shoes are available in a number of bond hardness for use on materials ranging from soft and porous surfaces such as rain damaged concrete and asphalt, super hard cured concrete and for the removal of epoxies and glues. Grit sizes from 16 through to 150 are available to achieve course surface finishes for overlay with thick epoxies, cement based floor coatings or for a non-slip finish through to fine finishes for semi-polished concrete or for thin floor coatings. Quick-Fit shoes provide super quick tool free knock-in and knock-out changeover of grinding shoes.

HARD CONCRETE		CONCRETE HARDNESS		SOFT CONCRETE / ASPHALT	
<div></div>					
	SOFT BOND (WHITE) Soft Bond Diamonds for floors that have been power trowelled or burned. For use on hard concrete.		MEDIUM BOND (GREY) Medium Bond Diamonds for average strength concrete floors.		HARD BOND (BLACK) Hard Bond Diamonds for soft floors and asphalt.

Product Code	Application	Colour	Diamond Grit Size	Number of segments per shoe	Barcode
FT124730-UNIT	Hard, Cured Concrete Floors	White	16GR	2	9330221024730
FT1EHC20-UNIT	Hard, Cured Concrete Floors	White	20GR	2	9330221024723
FT124716-UNIT	Hard, Cured Concrete Floors	White	30/40GR	2	9330221024716
FT124709-UNIT	Hard, Cured Concrete Floors	White	80GR	2	9330221024709

FT124679-UNIT	Medium Hardness Concrete	Grey	16GR	2	9330221024679
FT1EMC20-UNIT	Medium Hardness Concrete	Grey	20GR	2	9330221024662



QUICK-FIT GRINDING SHOE (CONTINUED)

Product Code	Application	Colour	Diamond Grit Size	Number of segments per shoe	Barcode
FT124648-UNIT	Medium Hardness Concrete	Grey	30/40GR	2	 9330221024648
FT124624-UNIT	Medium Hardness Concrete	Grey	80GR	2	 9330221024624
FT1MC150-UNIT	Medium Hardness Concrete	Grey	150GR	2	 9330221024686
FT1ABE20-UNIT	Soft, Porous Concrete Asphalt	Black	20GR	2	 9330221024761
FT1ABE40-UNIT	Soft, Porous Concrete Asphalt	Black	30/40GR	2	 9330221024754
FT1UBPCD-UNIT	Epoxies & Glue Removal	PCD (Poly Crystalline Diamond)	PCD (Poly Crystalline Diamond)	2	 9330221024792

GRINDING PLATES

Flextools Grinding Plates are available in a number of bond hardness for use on materials ranging from soft and porous surfaces such as rain damaged concrete and asphalt through to super hard cured concrete. All grinding plates are a combination 30 / 40 grit plate for general grinding applications. Grinding plates with 5 segment allow rapid grinding speeds with shorter tool life through to 20 segments for longer tool life and slower grinding speeds.



SOFT BOND (WHITE)
Soft Bond Diamonds for floors that have been power trowelled or burned. For use on hard concrete.

MEDIUM BOND (GREY)
Medium Bond Diamonds for average strength concrete floors.

HARD BOND (BLACK)
Hard Bond Diamonds for soft floors and asphalt.

Product Code	Application	Diamond Grit Size	Number of Segments	Diamond Plate Diameter (mm) (in)	Barcode
FT105THC-UNIT	Hard, Cured Concrete Floors	30/40GR	5	250 (10")	 9330221018111
FT110THC-UNIT	Hard, Cured Concrete Floors	30/40GR	10	250 (10")	 9330221018074
FT120THC-UNIT	Hard, Cured Concrete Floors	30/40GR	20	250 (10")	 9330221018043
FT105TMC-UNIT	Medium Hardness Concrete	30/40GR	5	250 (10")	 9330221018104
FT110TMC-UNIT	Medium Hardness Concrete	30/40GR	10	250 (10")	 9330221018067
FT15TABE-UNIT	Soft, Porous Concrete Asphalt	30/40GR	5	250 (10")	 9330221018135
FT110TAB-UNIT	Soft, Porous Concrete Asphalt	30/40GR	10	250 (10")	 9330221018081



UNIVERSAL SHOE TO SUIT BMG-435
& ALL DIAMAG ADAPTER PLATES

Screw type 2-segment diamond shoes to suit the Blastrac® BMG-435 Planetary Grinder available in three bonds to cover all types of concrete grinding applications. Whether it be very hard concrete or the other end of the scale with soft abrasive concrete, shoes are available from 16 grit through to 300 grit. Poly Crystalline Diamond (PCD) shoes also available for removal of glues and epoxies which are excessively built up on concrete surfaces. Softer type “chewy” materials are no match for these PCD shoes. Available bond types: Soft, Medium, Hard. Can be used wet or dry.

1 SEGMENT GRINDING SHOES

Product Code	Application	Diamond Grit Size	Number of Segments per shoe	Barcode
FT1C201S-UNIT	Hard, Cured Concrete Floors	20GR	1	 9300611546623
FT146616-UNIT	Hard, Cured Concrete Floors	40GR	1	 9300611546616



2 SEGMENT GRINDING SHOES

Product Code	Application	Diamond Grit Size	Number of Segments per shoe	Barcode
FT119378-UNIT	Hard, Cured Concrete Floors	16GR	2	 9330221019378
FT119361-UNIT	Hard, Cured Concrete Floors	20GR	2	 9330221019361
FT119354-UNIT	Hard, Cured Concrete Floors	30/40GR	2	 9330221019354
FT119347-UNIT	Hard, Cured Concrete Floors	80GR	2	 9330221019347
FT119385-UNIT	Hard, Cured Concrete Floors	100GR	2	 9330221019385



Product Code	Application	Diamond Grit Size	Number of Segments per shoe	Barcode
FT119316-UNIT	Medium Hardness Concrete	16GR	2	 9330221019316
FT119309-UNIT	Medium Hardness Concrete	20GR	2	 9330221019309
FT119286-UNIT	Medium Hardness Concrete	30/40GR	2	 9330221019286
FT119279-UNIT	Medium Hardness Concrete	80GR	2	 9330221019279
FT119408-UNIT	Soft, Porous Concrete Asphalt	20GR	2	 9330221019408
FT119422-UNIT	Soft, Porous Concrete Asphalt	30/40GR	2	 9330221019422
FT10EPCD-UNIT	Epoxies & Glue Removal	PCD (Poly Crystalline Diamond)	PCD (Poly Crystalline Diamond)	 9330221019668





WEDGE BLOCK WHITE

Diamond Wedges with four segments are available with two different bond types. White wedges are a medium bond suitable for general grinding of medium to hard concrete. Can be used wet or dry commonly on the Flextool terrazzo grinder.

Product Code	Description	Specification	Barcode
FT10DWHC-UNIT	Bladetec Grinding Diamond Wedge White	4x12x12x40	 9330221017749



WEDGE BLOCK BLACK

Black Block Wedges are the hardest of the bonds suitable for freshly laid or abrasive concrete. Can be used wet or dry commonly on the Flextool terrazzo grinder.

Product Code	Description	Specification	Barcode
FT10DWS-UNIT	Bladetec Grinding Diamond Wedge Black	4x12x12x40	 9330221017732



TURBO

Turbo Diamond Cup Wheel with grit diamond designed for removal of a wide range of construction materials with exceptional life. Materials include concrete, bricks, concrete pavers, stone, concrete blocks etc. Should be used dry on electric power tools.

Product Code	Description	Grit Size	Cup Wheel Diameter (mm) (in)	Arbour Size (mm)	Barcode
FT129605-UNIT	Bladetec Grinding Cup Wheel Turbo	Course	100 (4")	22.2/16	 9330221029605
FT129599-UNIT	Bladetec Grinding Cup Wheel Turbo	Fine	100 (4")	22.2/16	 9330221029599
FT129568-UNIT	Bladetec Grinding Cup Wheel Turbo	Course	125 (5")	22.2	 9330221029568
FT129551-UNIT	Bladetec Grinding Cup Wheel Turbo	Fine	125 (5")	22.2	 9330221029551
FT1GCA2C-UNIT	Bladetec Grinding Cup Wheel Turbo	Course	180 (7")	22.2	 9330221029520
FT1GCA2F-UNIT	Bladetec Grinding Cup Wheel Turbo	Fine	180 (7")	22.2	 9330221029513



SPIRAL SEG

Spiral Diamond Cup Wheels available with 9, 12 and 24 segments for aggressive grinding to more controlled type application where extended life is desired. Should be used dry on power tools or wet/dry if used on a walk behind floor grinder. Suitable for grinding concrete, bricks, concrete pavers, stone, concrete blocks etc.

Product Code	Description	Cup Wheel Diameter (mm) (in)	No. of Segments	Arbour Size (mm)	Barcode
FT1P1009-UNIT	Bladetec Grinding Cup Wheel Spiral	100 (4")	12	22.2/16	 9330221031707
FT1P1259-UNIT	Bladetec Grinding Cup Wheel Spiral	125 (5")	12	22.2	 9330221031691
FT118012-UNIT	Bladetec Grinding Cup Wheel Spiral	180 (7")	12	22.2	 9330221031684
FT118024-UNIT	Bladetec Grinding Cup Wheel Spiral	180 (7")	24	22.2	 9330221031677



PCD

Poly Crystalline Diamond Cup Wheels specifically designed for removal of glues and epoxies which are excessively built up on concrete surfaces. Softer type “chewy” materials are no match for this aggressive cup wheel. Should be used dry on power tools or wet/dry if used on a walk behind floor grinder.

Product Code	Description	Cup Wheel Diameter (mm) (in)	No. of Segments	Arbour Size (mm)	Barcode
FT125PCD-UNIT	Bladetec Grinding Cup Wheel PCD	125 (5")	12	22.2	 9330221017817
FT1PCD24-UNIT	Bladetec Grinding Cup Wheel PCD	175 (7")	24	22.2	 9330221017787



Flextool Surface Scarifier FSP-200


Flextool Surface Scarifier is designed for use on all concrete and asphalt surfaces. With a 200mm scarifying path and rigid base design this machine is engineered with durability in mind.




POWERED by
HONDA


FLEXTOOL SURFACE SCARIFIER FSP-200



Model	Working Width (mm)	Operating Weight (kg)	Engine Make & Model	Max Rated Power (Hp)	Fuel Type	Product Code	Barcode
FSP-200	200	87.5	Honda GX160	5.5	P	FT101802-UNIT	 9300611599414

CUTTER CAGE

Product Code	Description	Barcode
FT101800-UNIT	Flextool Surface Scarifier Cage (Suits FSP200)	 9300611599407



FROM SITE PREP TO SURFACE FINISHING, FLEXTOOL HAS THE RIGHT EQUIPMENT FOR THE JOB.

SITE
PREPARATION



CONCRETE
PLACING



CONCRETE
FINISHING



CONCRETE
CUTTING



SURFACE
PREPARATION



YOU'LL LIKE WHAT YOU
FIND AT FLEXTOOL





THE HOME OF LEADING BRANDS



Flextool, PortaVibe, Flextool Profinish, PortaScreed, PortaPac and PortaTrowel are registered trade marks and PowerVibe and TuffTruk are trade marks of Parchem Construction Supplies Pty Ltd.

BladeTec is a registered trade mark of Concrete Plus Limited. Mikasa is a registered trade mark of Mikasa Sangyo Co. Ltd, used under licence. Multiquip, MQ and Whiteman are registered trade marks and QuickPitch and TwinPitch are trade marks of Multiquip Inc. Diamatic is a trade mark of Blastrac Global. Smith Performance Sprayers is a trade mark. Blastrac is the trade mark of Blastrac N.A Inc a Delaware Corporation. Honda and the POWERED BY HONDA logo are trade marks of Honda Motor Co., Ltd.

AR Annovi Reverberi is registered trade mark of Annovi Reverberi S.P.A. Yanmar and the Yanmar logo are trade marks of Yanmar Co., Ltd. Vanguard is trade mark of Briggs & Stratton Corporation. Hatz Diesel is trade mark of Motorenfabrik Hatz GmbH & Co. KG.

© This publication is copyright. All rights are reserved. Reproduction in whole or in part is prohibited without written permission. Application details are provided as a suggestion only of intended use. This catalogue is produced as a guide to the product range. Some items may not be available at all outlets. Owing to a continual product improvement, designs & specifications may be subject to change without notice.

Parchem Construction Supplies Pty Ltd

1956 Dandenong Rd, Clayton VIC 3168
ABN 80 069 961 968

1300 353 986 flextool.com.au