

GENERAL PURPOSE ENGINE

GX630
GX660
GX690

PARTS CATALOGUE

1



GX630



GX690



GX660

FOREWORD INDEX

1

ENGINE GROUP

2

PART NUMBER INDEX

3

PART NAME INDEX

4

Instruction for use of parts catalogue

- **This parts catalogue was prepared based on the latest information available as of July 01, 2009.**
- See the parts catalogue news for any revision that is made after July 01, 2009.
- **Always specify the part number when ordering a part.**
- Check the model, type, serial numbers, color, maker, and the size as needed before ordering a part.
- Note that the illustrations (part drawings) can differ from the actual parts in shape. They are given just to help you to refer to the parts.
- **When modifications or additions to this parts catalogue are made, a revised edition will be issued at an appropriate time, with successively progressing revision numbers on the cover. We recommend obtaining such revisions in order to keep your parts catalogue up-to-date at all times. To check whether a parts catalogue revision has been issued, please contact your Honda distributor.**

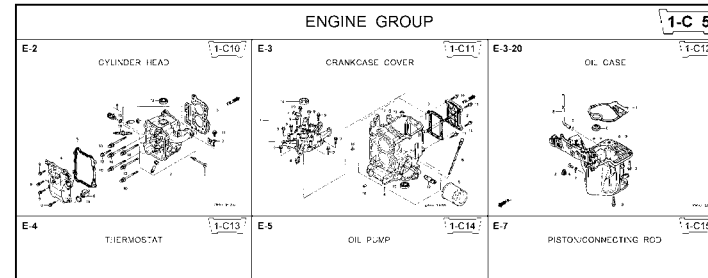
Initial version issue date July 01, 2009
Honda Motor Co., Ltd.

CONTENTS

	Page	Address No.	
● Instruction for use of parts catalogue	1	B 1	1
● How to refer to the part information	2	B 2	
● Part catalogue structure	3	B 3	
● When the parts were revised.....	4	B 4	
● Abbreviations used in the parts catalogue.....	4	B 4	
● How to check the part block and serial numbers.....	5	B 5	
● Models, parts catalogue codes and applicable serial numbers	6	B 6	
● Features of each type.....	7	B 7	
● Fuel hose, general purpose hoses and vinyl hose.....	8	B 8	
● FLAT RATE SERVICE TIME	9	B 9	
● Illustrated index	14	B14	
● ENGINE GROUP.....	17	C 1	2
● PART NO. INDEX.....	48	E 1	3
● PART NAME INDEX.....	50	F 1	4

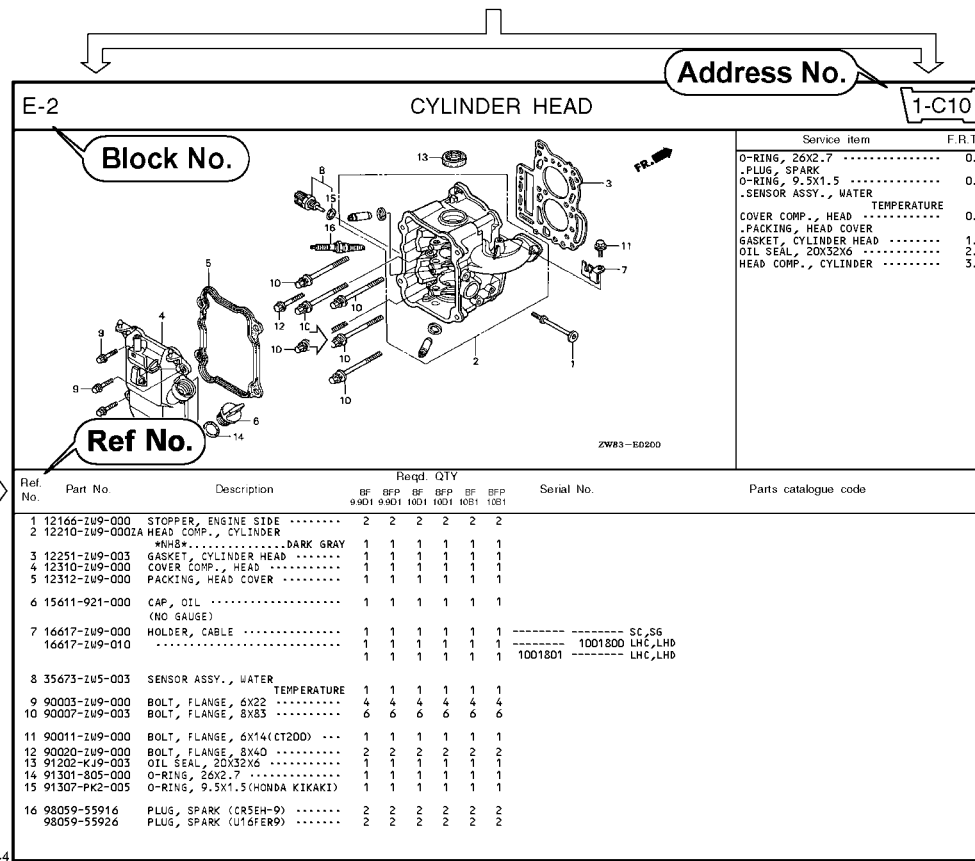
How to refer to the part information

A Reference with "Illustrated index"



B Reference with "Part number index"

PART NO. INDEX					
Part Number	Address	Page	Ref.	Part Number	Address Page
06000				15212-ZW9-000	1-C14 3C
06316-ZW9-000	1-69	88	1	15220-ZW9-003	1-C14 3C
11000				15332-ZW9-000	1-E8 55
11300-ZW9-405	1-C11	27	1	15332-ZW9-A30	1-E11 58
11300-ZW9-406	1-C11	27	1	15400-PFB-004	1-C11 27
11340-ZW9-000	1-C11	27	2	15422-ZW9-000	1-C14 3C
11342-ZW9-000	1-C11	27	3	15473-881-000	1-C14 3C
11381-ZW9-003	1-C12	28	1	15474-ZW9-000	1-C14 3C
				15611-921-000	1-C10 2E
				15655-ZW9-000	1-C11 27
				16000	
12000				16010-ZV4-005	1-D4 3E
12000-ZW9-405ZA	1-C11	27	4	16011-ZV4-005	1-D4 3E
12155-ZV4-A00	1-C13	29	1	16013-ZW9-003	1-D4 3E
12166-ZW9-000	1-C10	26	1	16016-ZW9-003	1-D4 3E
12209-GB4-681	1-C16	32	1	16016-ZW9-721	1-D4 3E
12210-ZW9-405ZA	1-C10	26	2	16023-ZW9-003	1-D4 3E
12216-ZE2-500	1-E8	55	1	16024-ZV4-650	1-D4 3E
	1-E11	58	1	16028-ZV4-650	1-D4 3E



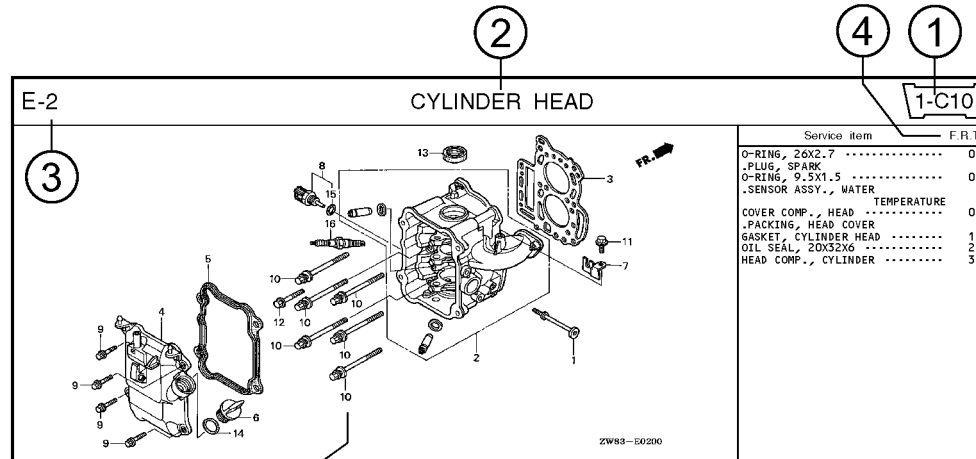
C Reference with "Part name index"

PART NAME INDEX					
Part name	Address	Page	Ref.		
[A]				BOLT,	
ABSORBER , FUEL	1-E15	62	5	BOLT,	
ARMATURE COMP.	1-D11	43	7	BOLT,	
ARM COMP. , LINK JOINT	1-G6	85	18	BOLT,	
ARM COMP. , SHIFT LINK	1-G6	85	14	BOLT,	
ARM COMP. , TILT	1-F15	79	20		
ARM , FUEL PUMP ROCKER	1-C16	32	4		
ARM , REVERSE LOCK	1-F15	79	18		
ARM , SHIFT LINK	1-F11	74	7		
ARM , STOPPER	1-D1	33	12	BOLT,	
ARM , THROTTLE REMOTE	1-F11	74	6		
ARM , VALVE ROCKER	1-C16	32	3		
[B]					
BAG , TOOL , 160MM	1-G5	84	10		
BAND	1-G6	86	37		
BAND B1 , WIRE	1-F6	69	1		
BAND , CORD	1-F3	67	18	BOLT,	
BAND , TUBE CLIP , 11MM	1-E15	63	20		
BAND , TUBE CLIP , 12.5MM	1-E15	63	19	BOLT,	

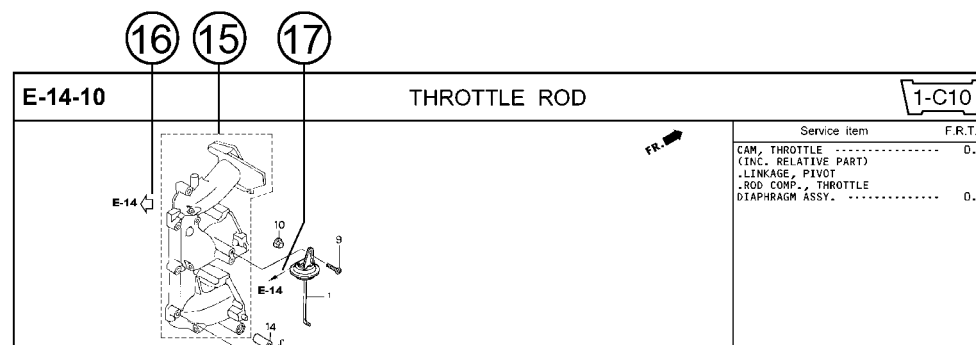
Page No.

2009.09.20 E

Part catalogue structure



Ref. No.	Part No.	Description	Reqd. QTY						Serial No.	Parts catalogue code
			BF 9/9D1	BFP 9/9D1	BF 10D1	BFP 10D1	BF 10B1	BFP 10B1		
1	12166-ZW9-000	STOPPER, ENGINE SIDE	2	2	2	2	2	2		
2	12210-ZW9-000ZA	HEAD COMP., CYLINDER *NHS* DARK GRAY	1	1	1	1	1	1		
3	12251-ZW9-003	GASKET, CYLINDER HEAD	1	1	1	1	1	1		
4	12310-ZW9-000	COVER COMP., HEAD	1	1	1	1	1	1		
5	12312-ZW9-000	PACKING, HEAD COVER	1	1	1	1	1	1		
6	15611-921-000	CAP, OIL (NO GAUGE)	1	1	1	1	1	1		
7	16617-ZW9-000	HOLDER, CABLE	1	1	1	1	1	1	SC,SG	
	16617-ZW9-010		1	1	1	1	1	1	1001800 LHC,LHD	



① Address number

- Address No. is provided (in place of the page No.) to help you refer to the part with the part No. or part name.

② Block title ③ Block number

④ Service item/Flat rate time

⑤ Reference number

- Title number marked with the parenthesis or parentheses indicates that it continues from the previous page.

⑥ Part number ⑦ Honda color code

⑧ Description

⑨ Assemblies

- Sections framed with broken lines in the exploded view drawings are available as complete assemblies. (Their individual parts can also be obtained.)

⑩ Color description

⑪ Note

- Notes are shown with the parentheses in the part name column.

⑫ Required quantity

- Required QTY shown in the parenthesis or parentheses indicates the optional part.
- Required QTY marked with "N" Indicates the optional part that should be selected as needed.
- Required QTY indicates the number of the part used in the block.

⑬ Serial number

⑭ Type

- When the type column is blank, it indicates that the part is applicable to all types.
- As the type of the actual unit may differ from the "parts catalogue, type" please refer to "Models, types and applicable serial numbers" for confirmation.

⑮

- Parts enclosed within a dotted line are covered in a different block.

⑯

- A hollow arrow indicates the block No. for the parts enclosed within a dotted line .

⑰

- A solid arrow indicates the block No. the part in question is connected to.

When the parts were revised

Abbreviations used in the parts catalogue

1



Be sure to check the serial number!!



Ref. No.	Part No.	Description	Reqd. QTY						Serial No.
			BF 99D1	BFP 9.9D1	BF 10D1	BFP 10D1	BF 10B1	BFP 10B1	
1	12166-ZW9-000	STOPPER, ENGINE SIDE	2	2	2	2	2	2	
2	12210-ZW9-000ZA	HEAD COMP., CYLINDER *NHS*	1	1	1	1	1	1	
3	12251-ZW9-003	GASKET, CYLINDER HEAD	1	1	1	1	1	1	
4	12310-ZW9-000	COVER COMP., HEAD	1	1	1	1	1	1	
5	12312-ZW9-000	PACKING, HEAD COVER	1	1	1	1	1	1	
6	15611-921-000	CAP, OIL (NO GAUGE)	1	1	1	1	1	1	
7	16617-ZW9-000	HOLDER, CABLE (###)	1	1	1	1	1	1	SC, SG LHC, LHD LHC, LHD
	16617-ZW9-010	1	1	1	1	1	1	

The number has been used from the initial model without revision.

When shown at the left side, it is applicable to the models of No.1001801 and the subsequent numbers.

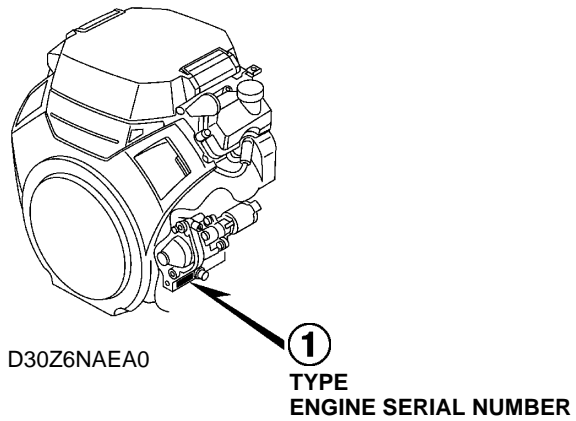
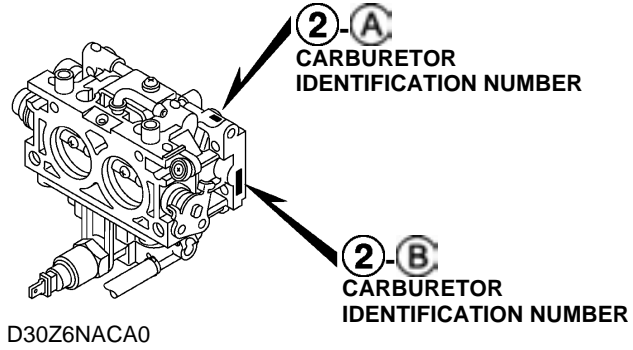
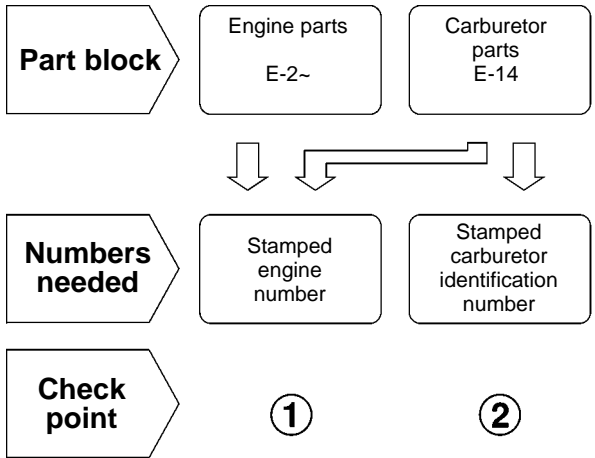
When shown at the right side, it is applicable to the models up to No.1001800.

• The parts listed with "###" at the end of the parts name have limited supply period (parts not for sale).

• The following abbreviations are used in the parts name column.

- | | |
|--|-----------------------------|
| A Ampere | FR.Front |
| A.C. Alternating current | IN.Inlet |
| ASSY. Assembly | L (100L) .Link (100 Links) |
| AT. Automatic transmission | L.Left |
| C.D.I. Capacitive discharge ignition | MMMillimeter |
| COMP. ... Complete | MT.Manual Transmission |
| D.C. Direct current | P.T.O.Power take off |
| EX. Exhaust | R.Right |
| G.F.C.I ... Ground fault circuit interruptor | RR.Rear |
| HEX. Hexagonal | STD.Standard |
| H.S.T. Hydrostatic transmission | T (22T) ...Tooth (22 Teeth) |
| | V Volt |
| | WWatt |

How to check the part block and serial numbers



Models, parts catalogue codes and applicable serial numbers

- Models, parts catalogue codes and applicable serial Nos. given in this parts catalogue can be identified as follows.

Model	Type	Parts catalogue type	Applicable engine serial No.	Applicable carburetor identification No.
GX630	QKW1	QKW1	GCBBK-1000001~	BK07A A
	QWD	QWD		
	QWF	QWF		
	SAE1	SAE1		
	VZE1	VZE1		
	VZE8	VZE8		
GX660	TAF5	TAF5	GCBCK-1000001~	BK06A A
	TXF3	TXF3		
	VAY	VAY		
GX690	TAF5	TAF5	GCBDK-1000001~	BK05A A
	TXF3	TXF3		
	VAY	VAY		

* Of carburetor identification numbers, only the portions underlined in the example below are used for registration.

BK 07A A KC ナ
 Ⓐ Ⓑ

Features of each type

• See the following table for the features of each type. (Items in brackets are optional)

Specifications		Model	GX630					GX660			GX690		
		Type	QKW1	QWD	QWF	SAE1	VZE1	VZE8	TAF5	TXF3	VAY	TAF5	TXF3
Crankshaft	25.4 mm Ø Straight (L=138)		●	●	●								
	28.575 mm Ø Straight (L=162)							●	●		●	●	
	5/16" Tapered					●				●			●
	25 mm Ø Straight (L=129)				●								
	M10 Tapered						●						
Muffler	High-R	(●)		●		(●)	(●)			(●)			(●)
	High-L	(●)			●	(●)	(●)	●	●	(●)	●	●	(●)
	Side mount		●										
Spark arrester		(●)				(●)	(●)			(●)		(●)	
Control box		●				●			●	●		●	●

Fuel hose, general purpose hoses and vinyl hose

- The standard part fuel hose, general purpose hose and vinyl hose may be substituted by the coiled bulk part.
- When ordering the standard part fuel hose, general purpose hose and vinyl hose use the bulk part number written in the parts catalog in brackets () underneath the part name.
- When exchanging the hose, cut and use at the specified length as mentioned in the part name.
(For the method of cutting the bulk part, and method of filling out orders etc., please refer to the instructions issued with the bulk part.)

Bulk part number of fuel hose, general purpose hose and vinyl hose.

Example: 9 5 0 0 1 - 7 5 0 0 1 - 5 0 M

Bulk part number:

Refers to the bulk part.

Marking code (fuel hose and general purpose hose)

Change code (Vinyl hose)

Indicates number mark or change sequence, however, the code for the bulk part must be strictly 0 (zero).

Types of code:

- | | | | | | |
|-------------|--|----------------|--|--------------|---|
| • Fuel hose | 2: Red outside braid
(3 mm inside dia. only) | • General hose | 1: Ash gray
2: Ash gray
3: Black
5: Black | • Vinyl hose | 1: Clear
2: Black
3: Light red
6: Light red
7: Pale black |
| | 5: Black inside braid | | | | |
| | 3: Red (3 mm inside dia. only) | | | | |
| | 4: Ash gray with red stripe
(3 mm inside dia. only) | | | | |
| | 6: Black | | | | |

Lengths:

- 001: 1 m (standard)
003: 3 m
008: 8 m } Application or specification of some parts is not settled.

I.D code: (fuel hose and general purpose hose)

- | | | | | |
|------------|--------------------|--------------------|-----------------------------|-----------------------------|
| 30: 3.0 mm | 50: 5.0 mm | 70: 7.0 mm | 11: 11 mm | 12: 12 (outside dia. 17) mm |
| 35: 3.5 mm | 55: 5.3 mm, 5.5 mm | 75: 7.3 mm, 7.5 mm | 91: 12 (outside dia. 15) mm | 14: 14 mm |
| 45: 4.5 mm | 65: 6.5 mm | 80: 8.0 mm | 92: 12 (outside dia. 16) mm | 17: 17 mm |

ID./OD. code: (vinyl hose)

- | | | | | |
|-------------------------|--------------------------|---------------------------|---------------------------|---------------------------|
| 01: ID. 2.9, OD. 6.8 mm | 12: ID. 5.0, OD. 7.0 mm | 21: ID. 8.0, OD. 9.0 mm | 37: ID. 11.0, OD. 15.0 mm | 50: ID. 16.0, OD. 19.0 mm |
| 03: ID. 3.0, OD. 6.0 mm | 10: ID. 5.0, OD. 8.0 mm | 23: ID. 8.0, OD. 12.0 mm | 38: ID. 12.0, OD. 13.0 mm | 55: ID. 17.5, OD. 20.5 mm |
| 05: ID. 3.5, OD. 6.5 mm | 11: ID. 5.0, OD. 9.0 mm | 25: ID. 9.0, OD. 11.0 mm | 39: ID. 12.0, OD. 14.0 mm | 60: ID. 22.0, OD. 27.0 mm |
| 07: ID. 4.0, OD. 7.0 mm | 14: ID. 6.0, OD. 9.0 mm | 27: ID. 9.0, OD. 13.0 mm | 40: ID. 12.0, OD. 16.0 mm | |
| 08: ID. 4.5, OD. 6.5 mm | 17: ID. 7.0, OD. 9.0 mm | 33: ID. 10.0, OD. 14.0 mm | 43: ID. 13.0, OD. 15.0 mm | |
| 09: ID. 4.5, OD. 8.0 mm | 19: ID. 7.0, OD. 11.0 mm | 36: ID. 11.0, OD. 13.0 mm | 45: ID. 14.0, OD. 18.0 mm | |

Hose type:

- 1: Fuel hose
3: Vinyl hose
5: General hose

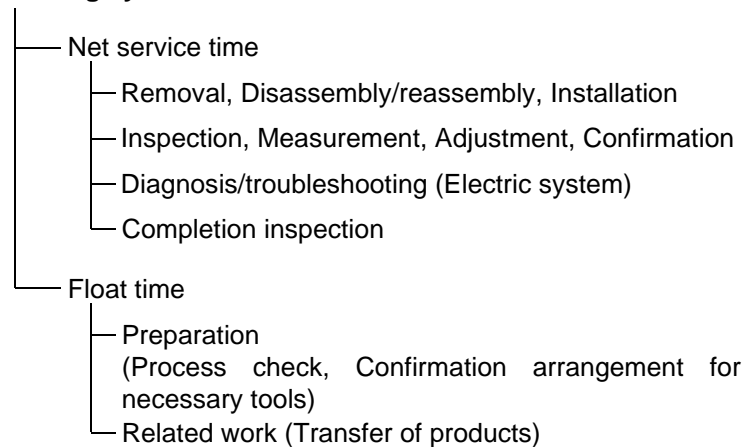
⊙ **CAUTION: It is DANGEROUS to confuse the fuel hose with the general purpose hose or vinyl hose.**

Never use a general purpose hose or vinyl hose in place of a fuel hose or vice versa. Always use the correct bulk part in the parts catalogue, according to the service manual or the instructions issued with the bulk part.

FLAT RATE SERVICE TIME

Flat rate service time (FRT) means the standard time required to service a product, which is listed in this manual to help the dealers control the actual working process and calculate the service charge by using it as a guide.

FRT setting system



* Float time is set by multiplying the net service time by a given coefficient.

Editorial style

The service items shown in the text are listed with the exchange work time for the repair sales parts as the subject. Other representative service items not using repair parts (removal/installation, adjustment, inspection/measuring, and other work) are listed collectively in the list in the preface, classified according to the work.

FRT setting standard

- Decimal system (in unit of 0.1) is adopted to set FRT as it is convenient to calculate the wage.
Example: (0.1) → 6 minutes, (0.2) → 12 minutes
[Labor cost per hour] x [FRT] = [Wage]
- FRT is set with a hand tool.
- Service items and FRT can be subject to change depending on development of tools and service equipment and improvement in service procedure.

Work procedure

- As the work procedure is set with the work time according to the method in the separate Service Manual, refer to this Manual as required.
- Work methods permitting servicing in the shortest time still permitting assurance of safe work and product warranty are used for the setting of service items not listed in the Service Manual.
- Work basically is to be performed by one person, and when two or more people are required, setting is done as the total time for the number of people.
- The set value for the technological level of the workers uses a person with three years of experience in the repair of Honda products as the standard.
- Special tools and service equipment used to set FRT are those specified or recommended in Service Manual.

Service item whose FRT is not presented

- Accessories and service parts that are not listed to use in this manual.
 - Locations with little aging deterioration or breakage during normal use.
 - Service work that can be finished by one touch.
 - Service work that is seldom done (i.e. extremely small causes of trouble and service frequency).
 - Products and parts whose location for installation differs according to its status of use and application.
- * When FRT is not presented, please calculate wages based on appropriate actual work time.

Operation not included of FRT

- Oil and coolant water draining, Waiting time for warming up operation and etc..
- Additional operation that involves removal/installation of standard exterior equipment.
- Indirect time spent for service by visiting the customer, trade-in, and delivery.
- Indirect time required for ordering and delivery of parts.
- Cost for grease, adhesive agent, etc. used for service work.

**Explanation of FRT by using an example
(The example may differ from the actual presented items)**

Ref. No.	L.O.N.	(Relative ref. Number) Description	F.R.T.
①	1111L1	④ (1, 3, 4, 7) VALVE, INTAKE 4.1	②
②		• NOTE: OHV type ⑥	⑦
③	1111L1A	• Includes: Engine removal and installation	
		⑤ One head (intake all) add 1.4	

- ① Reference No. of the illustration of part that shows location of the replacement work.
- ② FRT is an abbreviation of Flat Rate Time indicating the standard service time required for the replacement.
- ③ LON is an abbreviation of Labor Operation Number, and it is a classification of the service items by the work unit code.

The same operation code is used regardless of the models.

Standard operation is indicated with 6 digits code, and additional operation is indicated with 7 digits code.

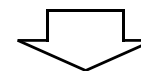
- ④ Indicating the intake valve replacement and FRT4.1.
- ⑤ Indicating FRT1.4 that will be added when additional operation (whole intake side of one cylinder head) is done in association with intake valve replacement.

- ⑥ Indicating work condition or application condition of the service item.
- ⑦ Indicating work contents that are included in the service item.
- ⑧ Indicating a reference No. whose operation and time are the same as FRT4.1 for the intake valve.

(The application range is limited to the service items without an LON setting within a same block.)

**How to refer to the service item by using the sample
(intake valve replacement)**

Open to the page of the block where the intake valve's spare part illustration is shown.



Look for the intake valve illustration, and refer to the service item and FRT that agree with the reference No.

Indication mark for the listing of service items that continues to the following page

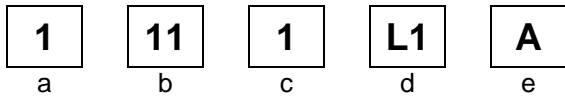
Ref. No.	L.O.N.	(Relative ref. Number) Description	F.R.T.
2	1111L1	VALVE, INTAKE	4.1
	.	.	.
	.	.	.

+
Mark indicated at the last line.

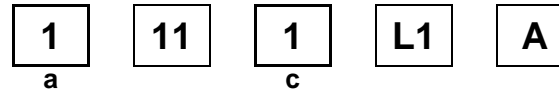
Indication of the block with no setting of FRT

Ref. No.	L.O.N.	(Relative ref. Number) Description	F.R.T.
NO INFORMATION			

• LON code system



- a) Category code..... Engine
- b) Location/function code..... Engine upper
- c) Operation code..... Replace
- d) Operation sequence number (Unit code can be shown with alphabet)
..... Intake valve
(No regular rule of code)
- e) Additional code One head (intake all)
(No regular rule of code)



a) Category codes and classification

Code	Category
1	Engine
2	Power drive
3	Fuel & Exhaust
4	Frame & Body
5	Steering
6	Electrical
7	Axle & Brake
8	Control system
9	-
0	Attachments

c) Operation codes and classification

Code	Operation category
1	Replace, Removal/Installation, Change
2	Overhaul
3	Adjust, Rotation
4	(Paint-related work: Top-coat)
5	Test, Inspect/diagnose, Measurement
6	(Overhaul-related work: Rebore)
7	(Overhaul-related work: Reseal)
8	(Resurface)
9	(Paint-related work: Refinish)
0	Repair, Cleaning, Air bleeding

Major service items without using spare parts

- (1) Removal/Installation, (2) Adjustment,
(3) Inspection/Measurement, (4) Overhaul, (5) Other work

E: Engine, T: Transmission, D: Drive system,
B: Body and related parts

(1) Removal/Installation

Set with the parts configuration in the status of being removed from the product.

	LON	DESCRIPTION	FRT
E		CYLINDER HEAD ASSEMBLY-REMOVAL/INSTALLATION	
	1111N0	LEFT	1.4
	1111N1	RIGHT	1.4
	1111N2	BOTH	1.9

(2) Adjustment

	LON	DESCRIPTION	FRT
E	1113A1	VALVE CLEARANCE-ADJUSTMENT NOTE: For 1 product	0.5
	1163A0	CONTROL, THROTTLE/GOVERNOR-ADJUSTMENT	0.2
	3113A2	CARBURETOR IDLE-ADJUSTMENT	0.2

(3) Inspection, Measurement, Cleaning

	LON	DESCRIPTION	FRT
E	1105A0	ENGINE OIL-INSPECTION	0.1
	1115A0	CYLINDER COMPRESSION-TEST NOTE: All cylinders	0.4
	1135A0	ENGINE OIL PRESSURE-TEST	0.3
	3115A2	CARBURETOR FLOAT LEVEL-MEASUREMENT	0.6

E	3120A0	AIR CLEANER-CLEANING INCLUDES: Air cleaner-inspection	0.2
	3130A0	SPARK ARRESTER-CLEANING INCLUDES: Spark arrester-inspection	0.2
	6140A0	SPARK PLUG-ADJUSTMENT/CLEANING INCLUDES: Spark plug check NOTE: For 1 product	0.2

(4) Overhaul

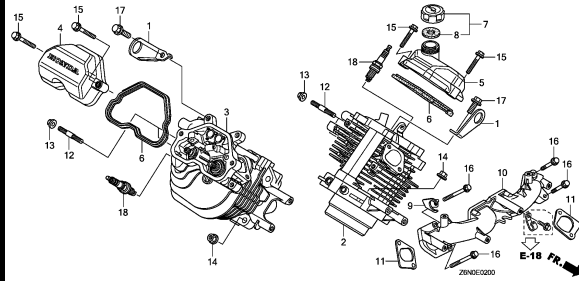
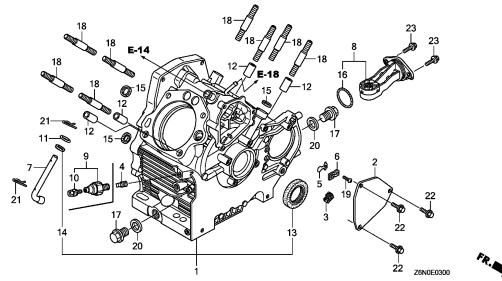
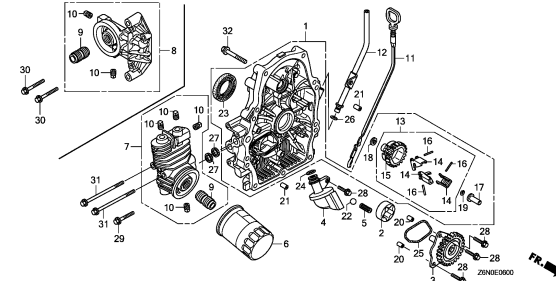
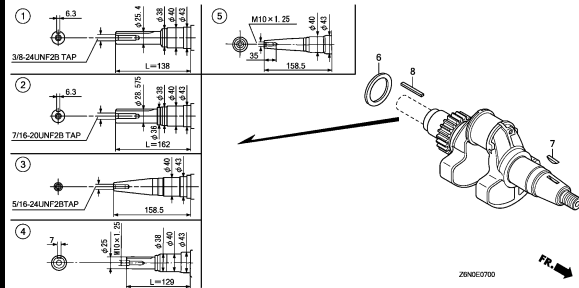
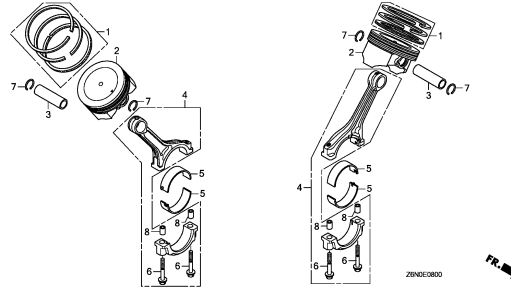
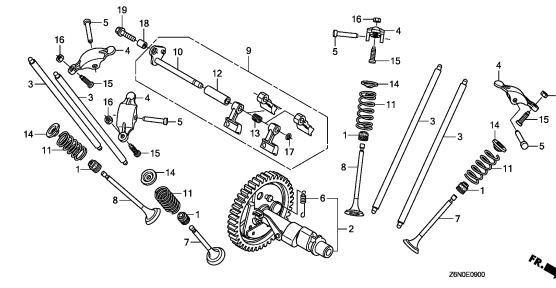
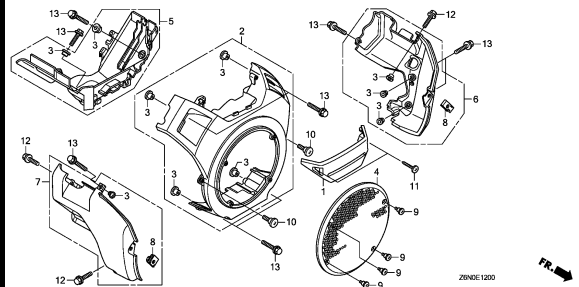
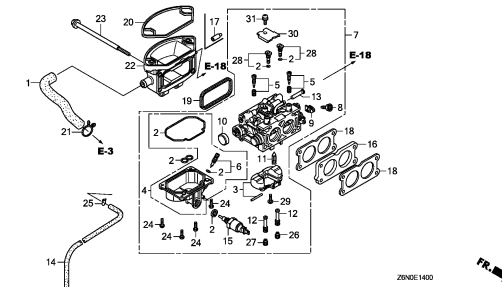
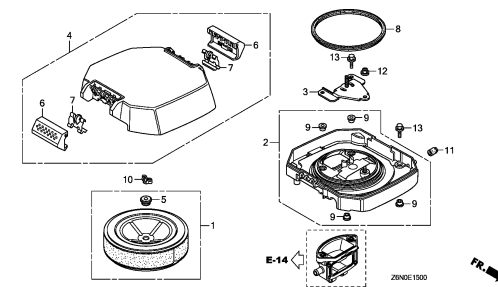
Work condition: The required Measurements, inspections, adjustments, and cleaning/washing of each part are performed, including the main body removal/installation work and the replacement of defective parts.

	LON	DESCRIPTION	FRT
E	3112A0	CARBURETOR-OVERHAUL INCLUDES: All necessary adjustment	1.0

(5) Other work

	LON	DESCRIPTION	FRT
E	1101E1	ENGINE OIL-CHANGE INCLUDES: Engine oil-inspection	0.1

ENGINE GROUP

B14**E-2****CYLINDER HEAD****C 1****E-3****CRANKCASE****C 3****E-6****CRANKCASE COVER****C 5****E-7****CRANKSHAFT****C 7****E-8****PISTON****C 8****E-9****CAMSHAFT****C 9****E-12****FAN COVER****C14****E-14****CARBURETOR****C15****E-15****AIR CLEANER****D 1****2**

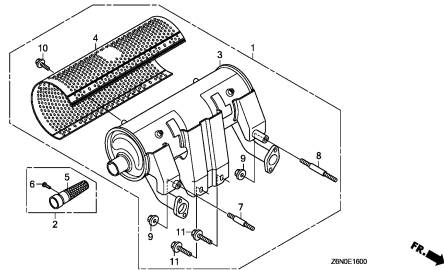
ENGINE GROUP

B15

E-16

MUFFLER(HIGH-R)

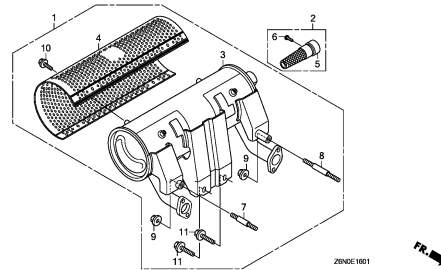
D 2



E-16-1

MUFFLER(HIGH-L)

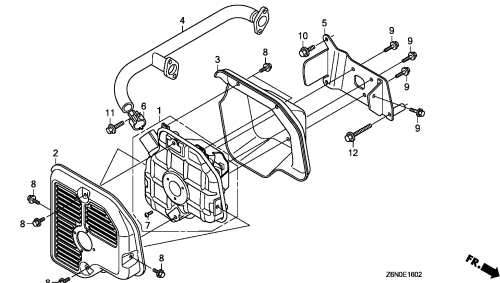
D 3



E-16-2

MUFFLER(SIDE MOUNT)

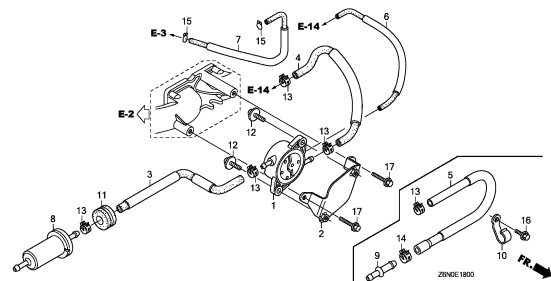
D 4



E-18

FUEL PUMP

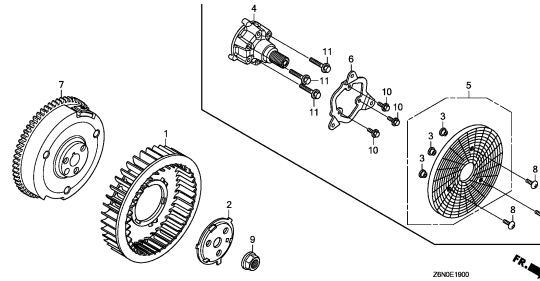
D 5



E-19

FLYWHEEL

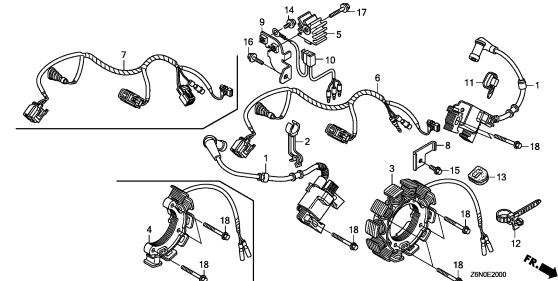
D 6



E-20

IGNITION COIL

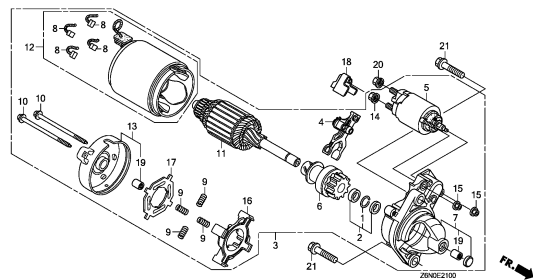
D 7



E-21

STARTER MOTOR

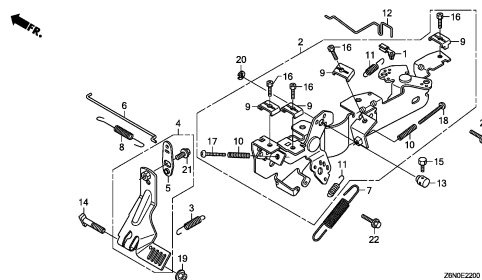
D 8



E-22

CONTROL

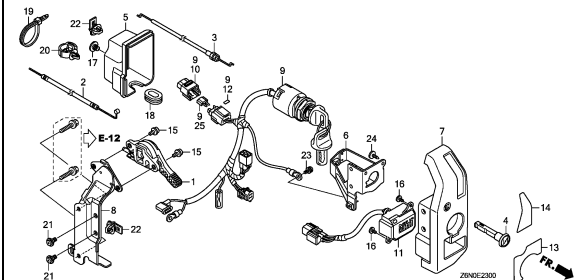
D 9



E-23

CONTROL BOX

D11



2

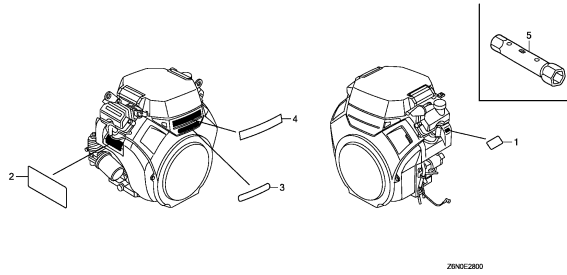
ENGINE GROUP

B16

E-28

LABEL/TOOL

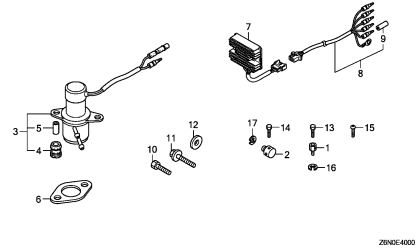
D13



E-40

OTHER PARTS(FUEL PUMP)(REGULATOR RECTIFIER)

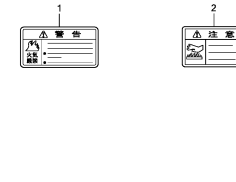
D14



E-40-1

OTHER PARTS(LABEL)

D15

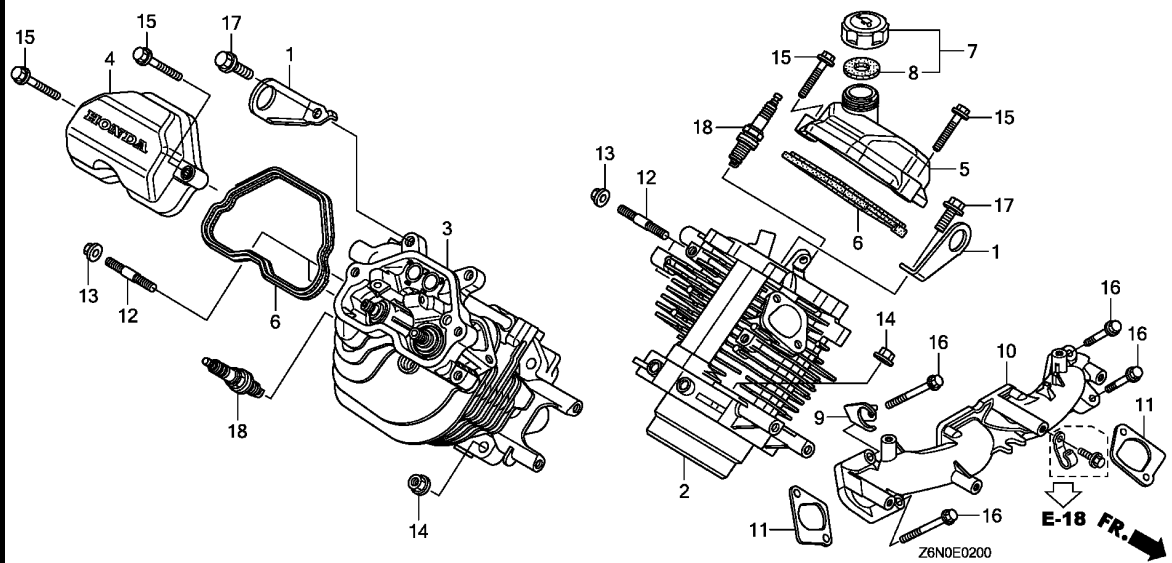


2

E-2

CYLINDER HEAD

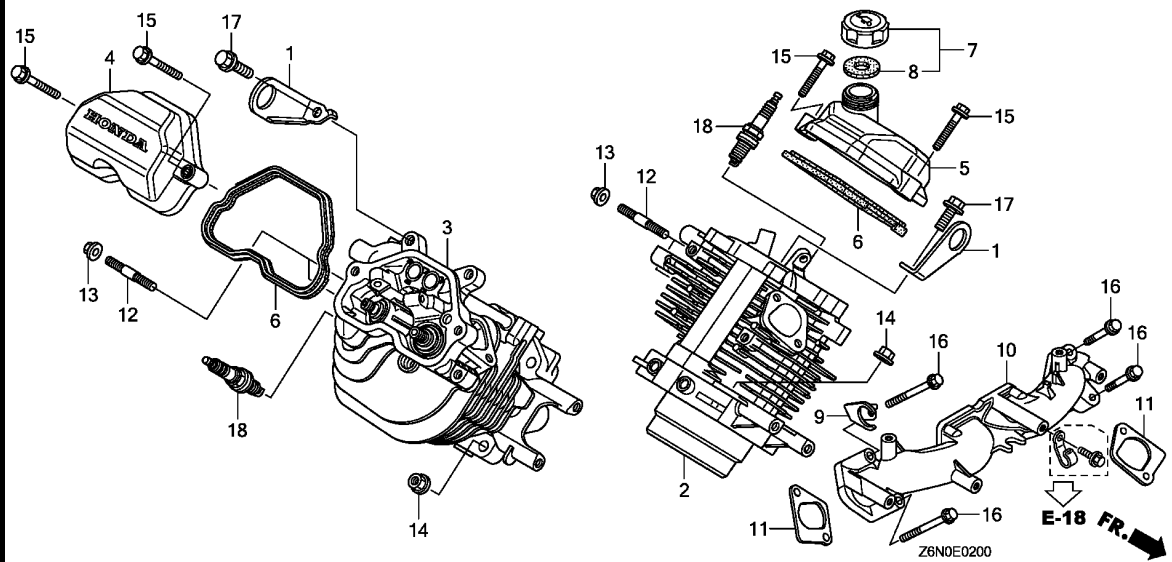
C 1



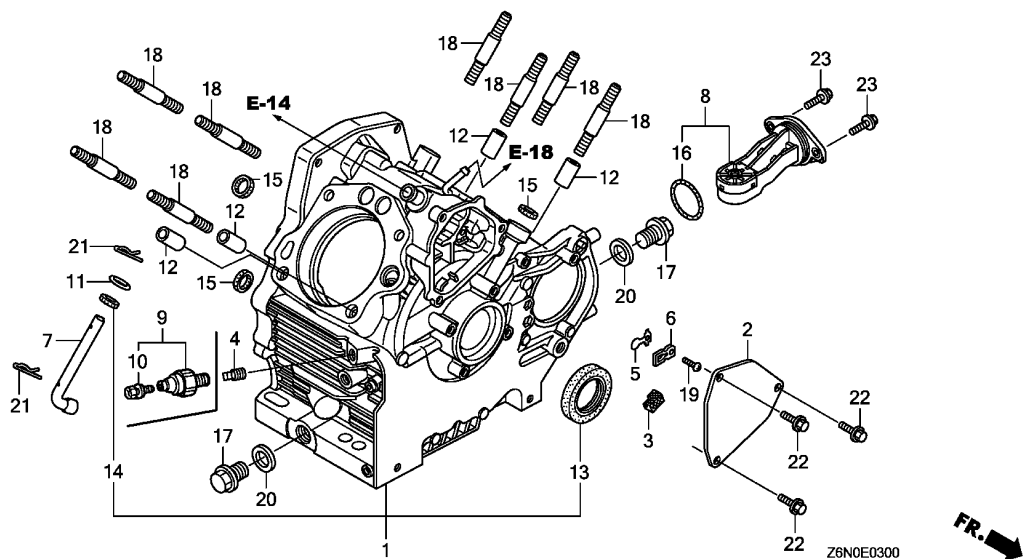
Ref. No.	L.O.N.	(Relative ref. Number) Description	F.R.T.
2	1111F2	HEAD, CYLINDER :LEFT BANKINCLUDES: Valve clearance adjustment and reface	2.1
	1111L4	HEAD, CYLINDER :BOTH BANKSINCLUDES: Valve clearance adjustment and reface	3.3
3	1111F3	HEAD, CYLINDER :RIGHT BANKINCLUDES: Valve clearance adjustment and reface	2.1
	1111L4	HEAD, CYLINDER :BOTH BANKSINCLUDES: Valve clearance adjustment and reface	3.3
4	1111D4	COVER, CYLINDER HEAD AND/OR PACKING, HEAD COVER :RIGHT ..	0.2
	1111L5	COVER, CYLINDER HEAD AND/OR PACKING, HEAD COVER :BOTH ...	0.3
5	1111D3	COVER, CYLINDER HEAD AND/OR PACKING, HEAD COVER :LEFT ...	0.2
	1111L5	COVER, CYLINDER HEAD AND/OR PACKING, HEAD COVER :BOTH ...	0.3
10	3111C4	MANIFOLD, INTAKE	0.7
11	3111M6	PACKING, INTAKE MANIFOLD :LEFT	0.7
+ .NOTE: Same time for two units			

Ref. No.	Part No.	Description	Reqd. QTY			Serial No.	Parts catalogue code
			GX 630	GX 660	GX 690		
1	11911-Z6L-000	HANGER, ENGINE	2	2	2		
2	12110-Z6L-000	HEAD COMP., CYLINDER (#1) ...	1	1	1		
3	12120-Z6L-000	HEAD COMP., CYLINDER (#2) ...	1	1	1		
4	12311-Z6L-000	COVER, CYLINDER HEAD	1	1	1		
5	12311-Z6L-800	COVER, CYLINDER HEAD	1	1	1		
6	12312-Z6L-000	PACKING, HEAD COVER	2	2	2		
7	15600-Z6L-000	CAP ASSY., OIL FILLER	1	1	1		
8	15625-Z6L-000	PACKING, OIL FILLER CAP	1	1	1		
9	16722-Z6L-000	STAY, FUEL TUBE GROMMET	1	1	1		
10	17101-Z6L-000	MANIFOLD, INTAKE	1	1	1		
11	17151-Z6L-000	PACKING, INTAKE MANIFOLD	2	2	2		
12	92900-08022-0E	BOLT, STUD, 8X22	4	4	4		
13	94050-08000	NUT, FLANGE, 8MM	4	4	4		
14	94050-10000	NUT, FLANGE, 10MM	8	8	8		
15	95701-06030-00	BOLT, FLANGE, 6X30	4	4	4		
16	95701-06050-00	BOLT, FLANGE, 6X50	4	4	4		
17	95701-08016-00	BOLT, FLANGE, 8X16	2	2	2		
18	98079-5587G	PLUG, SPARK (ZFR5F)	2	2	2		

2



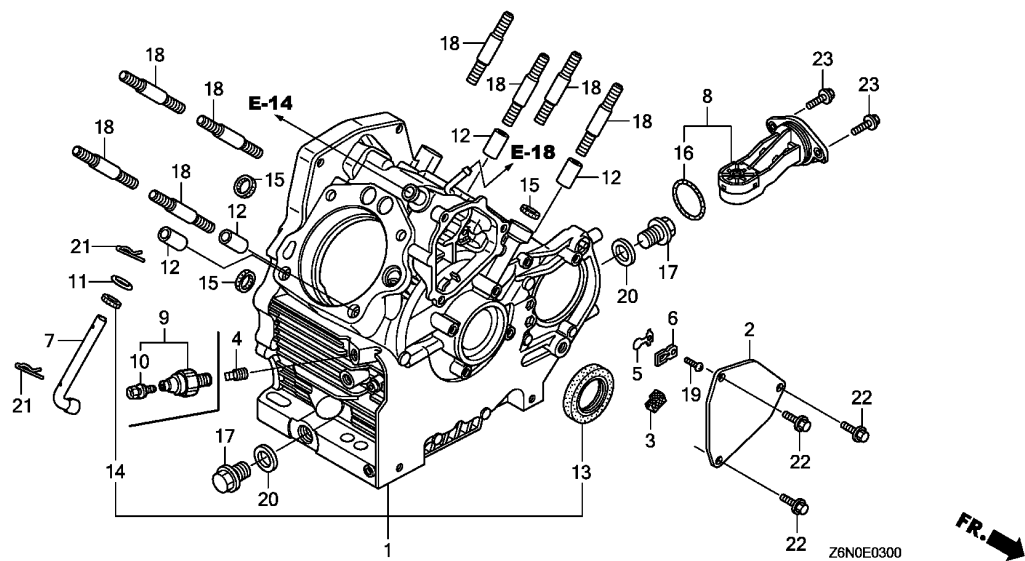
Ref. No.	L.O.N.	(Relative ref. Number) Description	F.R.T.
+11	3111M7	PACKING, INTAKE MANIFOLD :RIGHT	0.7
		.NOTE: Same time for two units	
18	6141E6	PLUG, SPARK :LEFT BANK	0.1
		.INCLUDES: Spark plug check	
	6141E7	PLUG, SPARK :RIGHT BANK	0.1
		.INCLUDES: Spark plug check	
	6141E8	PLUG, SPARK :BOTH BANKS	0.2
		.INCLUDES: All spark plug check	



Ref. No.	L.O.N.	(Relative ref. Number) Description	F.R.T.
1	1101B7	CRANKCASE	3.9
3		(2)	
5	1111E5	FILTER, BREATHER	1.0
6		(6)	
7	1171A8	VALVE, OIL OUTLET	1.0
7	1161B4	SHAFT, GOVERNOR ARM	3.0
8		(16)	
8	6151E8	SWITCH, OIL LEVEL	0.2
9	6151E4	SWITCH, OIL PRESSURE	0.2
13	1101E4	OIL SEAL, CRANKSHAFT :FRONT	3.0
14	1101C4	OIL SEAL, GOVERNOR ARM SHAFT	3.0
15	1101T8	PACKING, OIL PASS	0.8
	1111AS	PACKING, OIL PASS :LEFT BANK	1.4
	1111AT	PACKING, OIL PASS :RIGHT BANK	1.4
	1111AU	PACKING, OIL PASS :BOTH BANKS	1.9

Ref. No.	Part No.	Description	Reqd. QTY			Serial No.	Parts catalogue code
			GX 630	GX 660	GX 690		
1	11100-Z6L-000	CRANKCASE ASSY.	1	1	1	----- QKW1,QWD,QWF,SAE1,VAY	
	11100-Z6L-800	1	1	1	----- TXF3,VZE1,VZE8	
	11100-Z6L-810	-	1	1	----- TAF5	
2	12356-Z6L-000	COVER, BREATHER	1	1	1		
3	12367-Z6L-000	FILTER, BREATHER	1	1	1		
4	15424-Z6L-000	BOLT, SEALING	1	-	-	----- QWF,VZE1,VZE8	
5	15571-ZM7-003	VALVE, OIL OUTLET	1	1	1		
6	15572-Z6L-000	PLATE, STOPPER	1	1	1		
7	16541-Z6L-000	SHAFT, GOVERNOR ARM	1	1	1		
8	35480-Z6L-003	SWITCH ASSY., OIL LEVEL	1	1	1	----- TXF3,VZE1,VZE8	
9	37240-ZG5-004	SWITCH, OIL PRESSURE	1	-	-	----- QKW1,QWD,SAE1	
			-	1	1		
10	90002-ZG5-004	SCREW-WASHER, 4X8	1	-	-	----- QKW1,QWD,SAE1	
			-	1	1		
11	90404-Z6L-000	WASHER, PLAIN (10MM)	1	1	1		
12	90709-Z6L-000	DOWEL PIN, 12X20	4	4	4		
13	91201-Z6L-003	OIL SEAL, 38X58X9	1	1	1		
14	91203-Z6L-003	OIL SEAL, 10X16X5	1	1	1		
15	91308-Z6L-003	PACKING, OIL PASS	3	3	3		
16	91309-Z6L-000	O-RING, 37.9X2.4	1	1	1	----- TXF3,VZE1,VZE8	
17	92800-20000	BOLT, DRAIN PLUG, 20MM	2	2	2		
18	92900-10040-0B	BOLT, STUD, 10X40	8	8	8		
19	93500-03008-0A	SCREW, PAN, 3X8	1	1	1		
20	94109-20000	WASHER, DRAIN PLUG, 20MM	2	2	2		
21	94251-10000	PIN, LOCK, 10MM	2	2	2		





Z6N0E0300

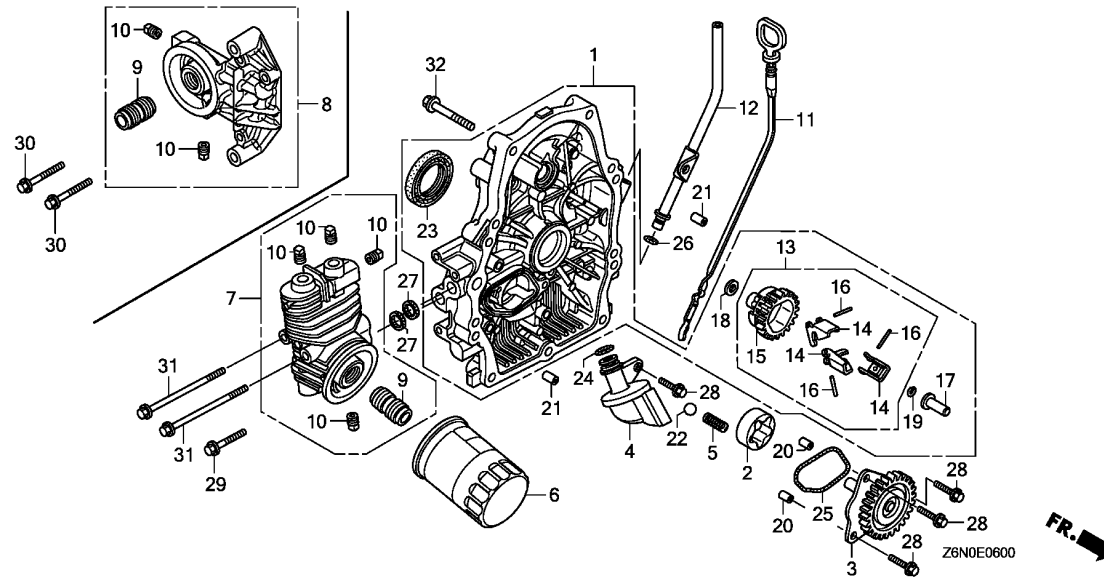
Ref. No.	Part No.	Description	Reqd. QTY			Serial No.	Parts catalogue code
			GX 630	GX 660	GX 690		

22	95701-06014-00	BOLT, FLANGE, 6X14	3	3	3		
23	95701-06016-00	BOLT, FLANGE, 6X16	2	2	2	----- TXF3,VZE1,VZE8	

E-6

CRANKCASE COVER

C 5



Ref. No.	L.O.N.	(Relative ref. Number) Description	F.R.T.
1	1101F1	COVER, CRANKCASE	1.2
2		(5,22)	
2	1131B3	ROTOR, OIL PUMP OUTER	0.9
3		(25)	
3	1131A4	GEAR, OIL PUMP	0.9
4		(24)	
4	1131B5	STRAINER, OIL	0.9
6	110175	CARTRIDGE, OIL FILTER	0.2
7		(27)	
7	1101A2	BASE, OIL FILTER	0.3
8		(27)	
	1101T7	BASE, OIL FILTER(A)	0.4
		.NOTE: Side mount type	
13	1161C4	GOVERNOR ASSEMBLY	0.9
15		(14,16)	
	1161A7	HOLDER, GOVERNOR WEIGHT	1.0
17	1161B6	SLIDER, GOVERNOR	0.9
23	1101E5	OIL SEAL, CRANKSHAFT :REAR ...	0.9

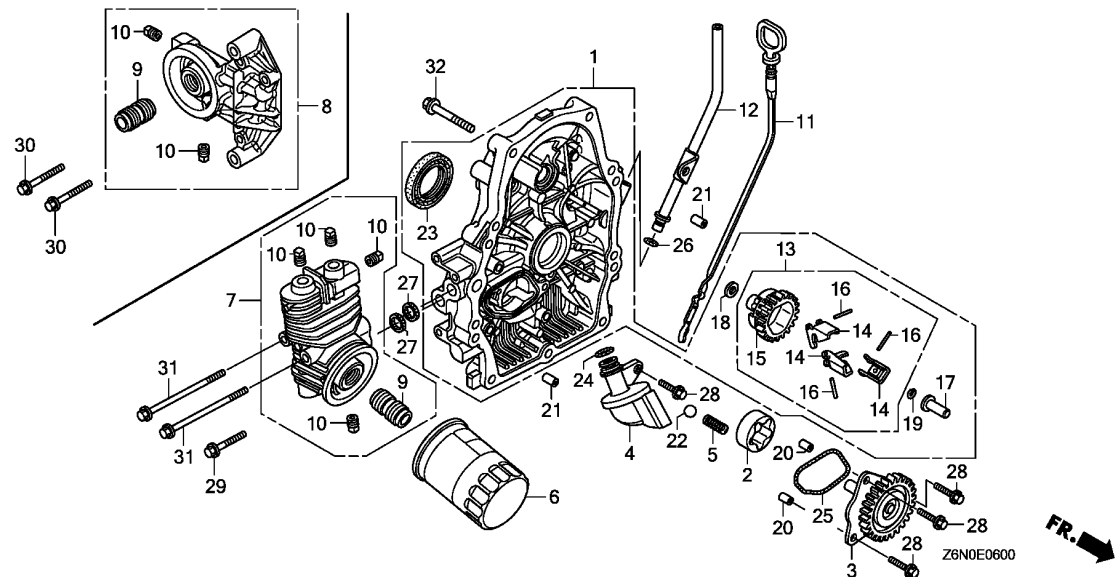
Ref. No.	Part No.	Description	Reqd. QTY			Serial No.	Parts catalogue code
			GX 630	GX 660	GX 690		
1	11300-Z6L-000	COVER ASSY., CRANKCASE	1	1	1		
2	15133-Z6L-000	ROTOR, OIL PUMP OUTER	1	1	1		
3	15140-Z6L-000	GEAR COMP., OIL PUMP	1	1	1		
4	15220-Z6L-000	STRAINER COMP., OIL	1	1	1		
5	15232-Z6L-000	SPRING, RELIEF VALVE	1	1	1		
6	15400-RTA-004	CARTRIDGE, OIL FILTER (TOYO ROKI)	1	1	1		
7	15410-Z6L-000	BASE COMP., OIL FILTER	1	-	-	-----	QKW1,QWF,SAE1,VZE1,VZE8
			-	1	1		
8	15410-Z6L-800	BASE COMP., OIL FILTER	1	-	-	-----	QWD
9	15423-Z6L-000	HOLDER, OIL FILTER	1	1	1		
10	15424-Z6L-000	BOLT, SEALING	2	-	-	-----	QWD
			4	-	-	-----	QKW1,QWF,SAE1,VZE1,VZE8
			-	4	4		
11	15655-Z6L-000	GAUGE COMP., OIL LEVEL	1	1	1		
12	15665-Z6L-000	PIPE COMP., OIL LEVEL	1	1	1		
13	16510-Z6L-000	GOVERNOR ASSY.	1	1	1		
14	16511-Z6L-300	WEIGHT, GOVERNOR	3	3	3		
15	16512-Z6L-300	HOLDER, GOVERNOR WEIGHT	1	1	1		
16	16513-Z6L-000	PIN, GOVERNOR WEIGHT	3	3	3		
17	16531-Z6L-000	SLIDER, GOVERNOR	1	1	1		
18	90403-Z6L-000	WASHER, 6X16	1	1	1		
19	90602-ZE1-000	CLIP, GOVERNOR HOLDER	1	1	1		
20	90707-Z6L-000	DOWEL PIN, 8X10	2	2	2		
21	90708-Z6L-000	DOWEL PIN, 8X14	2	2	2		

2

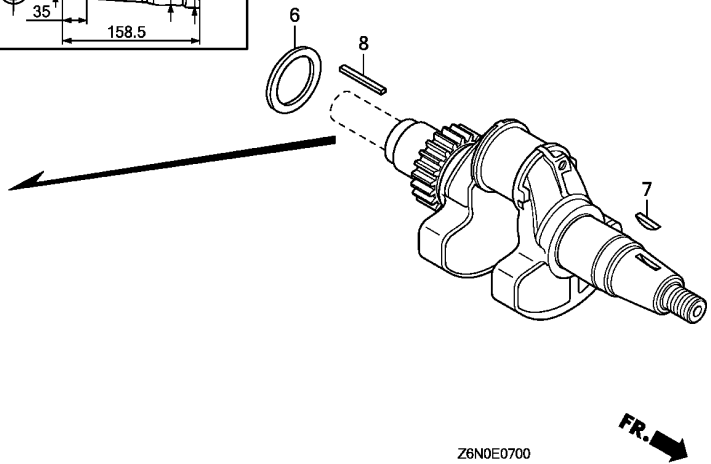
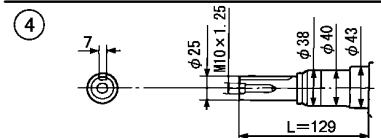
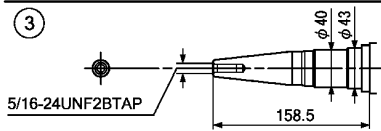
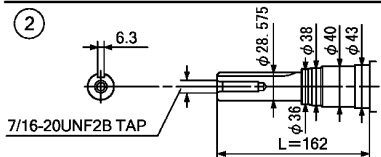
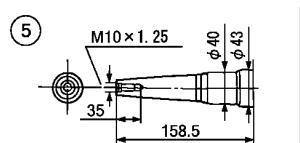
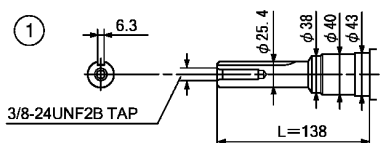
E-6

CRANKCASE COVER

C 6



Ref. No.	Part No.	Description	Reqd. QTY			Serial No.	Parts catalogue code
			GX 630	GX 660	GX 690		
22	90902-Z6L-000	BALL, STEEL, #15 (15/32)	1	1	1		
23	91202-Z6L-003	OIL SEAL, 38X58X9	1	1	1		
24	91301-Z6L-003	O-RING, 14.8X2.4	1	1	1		
25	91302-Z6L-003	O-RING, OIL PUMP	1	1	1		
26	91308-PH9-000	O-RING, 8.8X1.9	1	1	1		
27	91308-Z6L-003	PACKING, OIL PASS	2	2	2		
28	95701-06020-00	BOLT, FLANGE, 6X20	4	4	4		
29	95701-06028-00	BOLT, FLANGE, 6X28	1	1	1		
30	95701-06035-00	BOLT, FLANGE, 6X35	2	-	-	-----	QWD
31	95701-06090-00	BOLT, FLANGE, 6X90	2	-	-	-----	QKW1,QWF,SAE1,VZE1,VZE8
32	95701-08045-00	BOLT, FLANGE, 8X45	9	9	9		

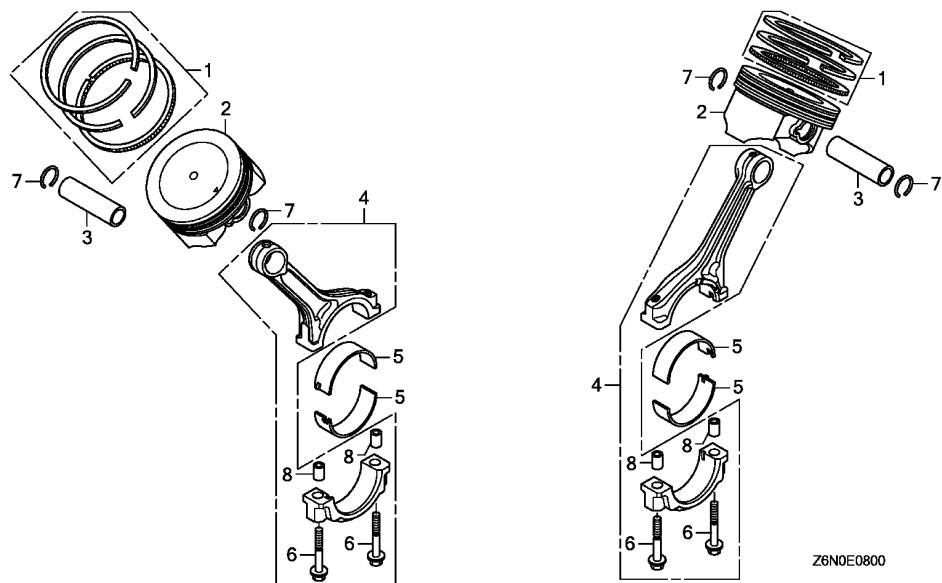


Z6N0E0700

Ref. No.	L.O.N.	(Relative ref. Number) Description	F.R.T.
1	1101F0	(2,3,4,5) CRANKSHAFT	3.2

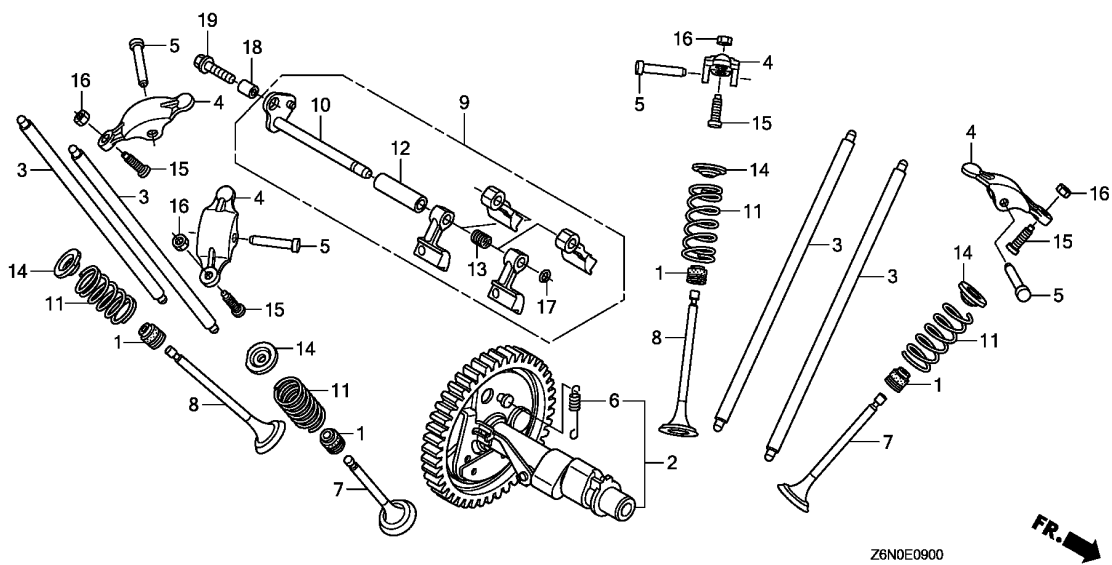
Ref. No.	Part No.	Description	Reqd. QTY			Serial No.	Parts catalogue code
			GX 630	GX 660	GX 690		
1	13310-Z6L-000	CRANKSHAFT COMP. (L=138)	1	-	-	QKW1,QWD,QWF	
2	13310-Z6L-600	CRANKSHAFT COMP. (L=162)	-	1	1	TAF5,TFX3	
3	13310-Z6L-620	CRANKSHAFT COMP.	1	1	1	VAY,VZE1	
4	13310-Z6L-640	CRANKSHAFT COMP. (L=129)	1	-	-	SAE1	
5	13310-Z6L-650	CRANKSHAFT COMP.	1	-	-	VZE8	
6	90402-Z6L-000	WASHER, CRANKSHAFT THRUST	1	1	1		
7	90741-ZE2-000	KEY, SPECIAL WOODRUFF, 25X18	1	1	1		
8	90745-ZE2-600	KEY, 6.3X6.3X43	1	-	1	QKW1,QWF,TAF5	
			-	1	1	TFX3	





Ref. No.	L.O.N.	(Relative ref. Number) Description	F.R.T.
2		(1,3)	
1111AP		PISTON AND/OR RING, PISTON :LEFT BANK	1.9
1111AQ		PISTON AND/OR RING, PISTON :RIGHT BANK	1.9
1111AR		PISTON AND/OR RING, PISTON :BOTH BANKS	2.6
4		(5)	
1101T3		ROD, CONNECTING :LEFT BANK ...	2.7
1101T4		ROD, CONNECTING :RIGHT BANK ..	2.7
1101T5		ROD, CONNECTING :BOTH BANKS ..	3.2

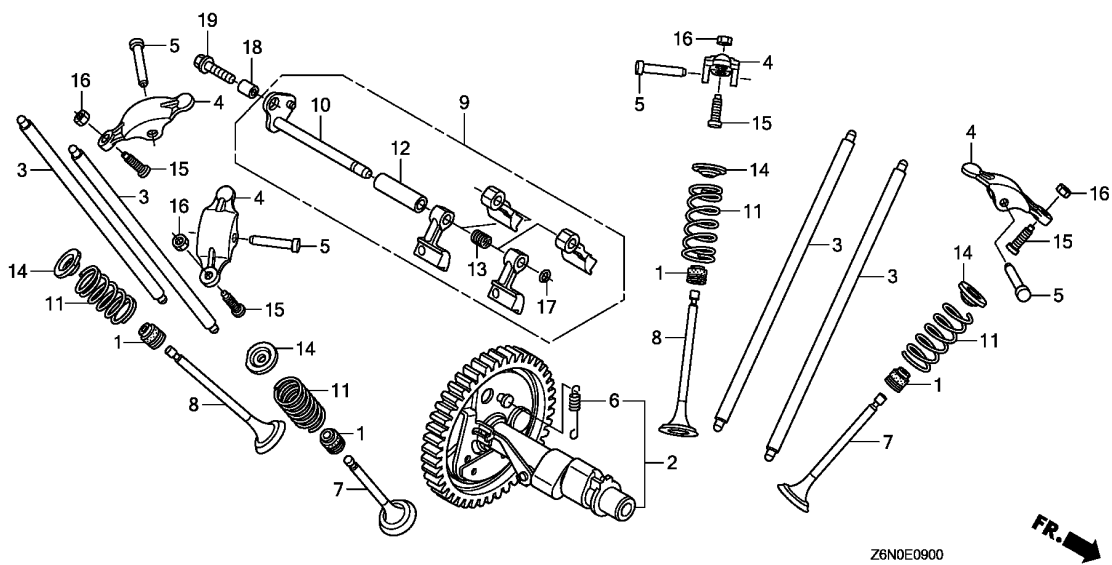
Ref. No.	Part No.	Description	Reqd. QTY			Serial No.	Parts catalogue code
			GX 630	GX 660	GX 690		
1	13010-Z6L-003	RING SET, PISTON (STD.) (TEIKOKU)	2	2	2		
2	13101-Z6L-000	PISTON	2	2	2		
3	13111-Z6L-000	PIN, PISTON	2	2	2		
4	13210-Z6L-000	ROD ASSY., CONNECTING	2	2	2		
5	13211-Z6L-003	BEARING A, CONNECTING ROD ...	4	4	4		
6	90001-Z6L-000	BOLT, CONNECTING ROD, 7X38 ..	4	4	4		
7	90551-ZE1-000	CLIP, PISTON PIN, 18MM	4	4	4		
8	90705-Z6L-000	DOWEL PIN, 9X10	4	4	4		



Ref. No.	L.O.N.	(Relative ref. Number) Description	F.R.T.
1	1111U9	SEAL, INTAKE VALVE STEM(ONE) :LEFT BANK	1.5
		.INCLUDES: Valve clearance adjustment	
	1111U9B	.Replace one head(intake and exhaust all) add	0.1
	1111V0	SEAL, INTAKE VALVE STEM(ONE) :RIGHT BANK	1.5
		.INCLUDES: Valve clearance adjustment	
	1111V0B	.Replace one head(intake and exhaust all) add	0.1
	1111V1	SEAL, EXHAUST VALVE STEM(ONE) :LEFT BANK	1.5
		.INCLUDES: Valve clearance adjustment	
	1111V1B	.Replace one head(intake and exhaust all) add	0.1
	1111V2	SEAL, EXHAUST VALVE STEM(ONE) :RIGHT BANK	1.5
		.INCLUDES: Valve clearance adjustment	
	1111V2B	.Replace one head(intake and exhaust all) add	0.1
+ 2	1111C2	CAMSHAFT	1.3

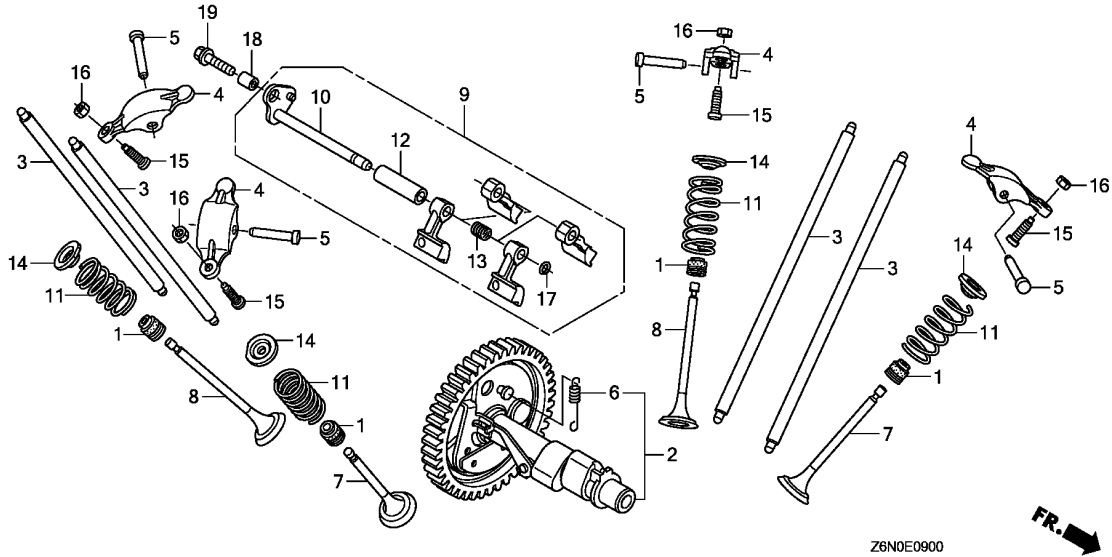
Ref. No.	Part No.	Description	Reqd. QTY			Serial No.	Parts catalogue code
			GX 630	GX 660	GX 690		
1	12208-Z6L-003	SEAL, VALVE STEM	4	4	4		
2	14100-Z6L-000	CAMSHAFT ASSY.	1	1	1		
3	14410-Z6L-000	ROD COMP., PUSH	4	4	4		
4	14431-Z6L-000	ARM, VALVE ROCKER	4	4	4		
5	14461-Z6L-000	SHAFT, ROCKER ARM	4	4	4		
6	14568-Z6L-000	SPRING, WEIGHT RETURN	1	1	1		
7	14711-Z6L-000	VALVE, IN.	2	2	2		
8	14721-Z6L-000	VALVE, EX.	2	2	2		
9	14730-Z6L-000	LIFTER ASSY., VALVE	1	1	1		
10	14735-Z6L-000	SHAFT COMP., VALVE LIFTER ...	1	1	1		
11	14751-Z6L-000	SPRING, VALVE	4	4	4		
12	14763-Z6L-000	COLLAR, VALVE LIFTER	1	1	1		
13	14764-Z6L-000	SPRING, VALVE LIFTER	1	1	1		
14	14771-ZE1-000	RETAINER, IN. VALVE SPRING ..					
		(IN./EX.)	4	4	4		
15	90012-Z6L-000	SCREW, TAPPET ADJUSTING	4	4	4		
16	90206-Z6L-000	NUT, TAPPET ADJUSTING	4	4	4		
17	90602-ZE1-000	CLIP, GOVERNOR HOLDER	1	1	1		
18	90707-Z6L-000	DOWEL PIN, 8X10	1	1	1		
19	95701-06022-00	BOLT, FLANGE, 6X22	1	1	1		





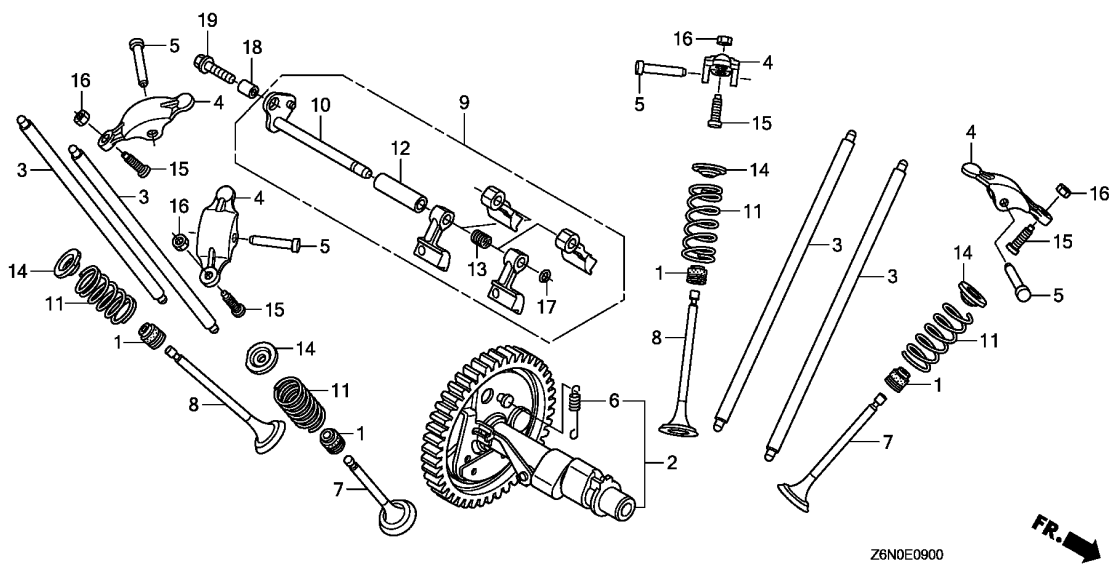
Ref. No.	L.O.N.	(Relative ref. Number) Description	F.R.T.
+ 2		.INCLUDES: Valve clearance adjustment	
3	1111X5	ROD, PUSH(ONE) :LEFT BANK INTAKE	0.3
		.INCLUDES: Valve clearance adjustment	
	1111X5B	.Replace one head(intake and exhaust all) add	0.1
	1111X6	ROD, PUSH(ONE) :RIGHT BANK INTAKE	0.3
		.INCLUDES: Valve clearance adjustment	
	1111X6B	.Replace one head(intake and exhaust all) add	0.1
	1111X7	ROD, PUSH(ONE) :LEFT BANK EXHAUST	0.3
		.INCLUDES: Valve clearance adjustment	
	1111X7B	.Replace one head(intake and exhaust all) add	0.1
	1111X8	ROD, PUSH(ONE) :RIGHT BANK EXHAUST	0.3
		.INCLUDES: Valve clearance adjustment	
+			

2



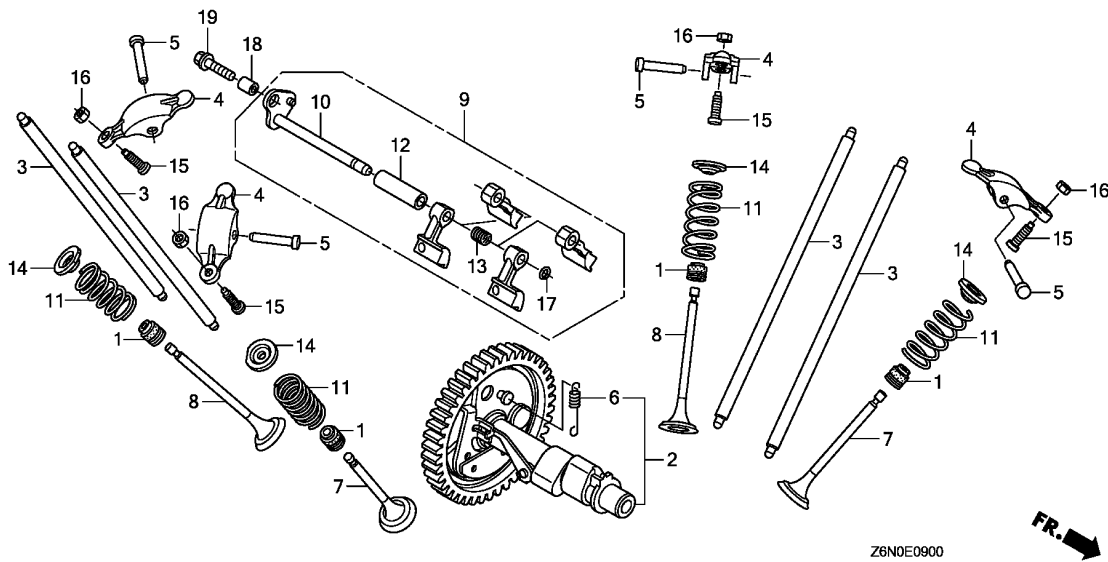
Ref. No.	L.O.N.	(Relative ref. Number) Description	F.R.T.
+ 3	1111X8B	.Replace one head(intake and exhaust all) add	0.1
4	1111T1	ARM, ROCKER :LEFT BANK INTAKE .INCLUDES: Valve clearance adjustment	0.3
	1111T1C	.Replace one head(intake and exhaust all) add	0.1
	1111U3	ARM, ROCKER :LEFT BANK EXHAUST .INCLUDES: Valve clearance adjustment	0.3
	1111U3C	.Replace one head(intake and exhaust all) add	0.1
	1111T2	ARM, ROCKER :RIGHT BANK INTAKE .INCLUDES: Valve clearance adjustment	0.3
	1111T2C	.Replace one head(intake and exhaust all) add	0.1
	1111U4	ARM, ROCKER :RIGHT BANK EXHAUST .INCLUDES: Valve clearance adjustment	0.3
	1111U4C	.Replace one head(intake and exhaust all) add	0.1
+ 7	1111T9	VALVE, INTAKE(ONE) :LEFT BANK	1.6





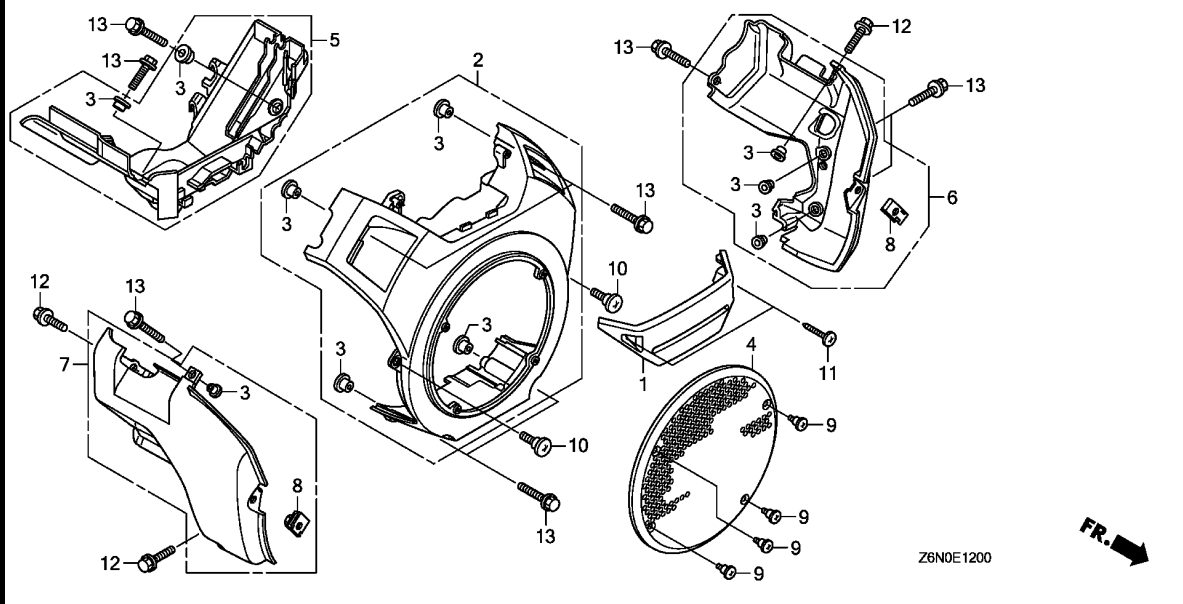
Ref. No.	L.O.N.	(Relative ref. Number) Description	F.R.T.
+ 7		.INCLUDES: Valve clearance adjustment and reface	
1111T9B		.Replace one head(intake and exhaust all) add	0.2
1111U1		VALVE, INTAKE(ONE) :RIGHT BANK .INCLUDES: Valve clearance adjustment and reface	1.6
1111U1B		.Replace one head(intake and exhaust all) add	0.2
8 1111U0		VALVE, EXHAUST(ONE) :LEFT BANK .INCLUDES: Valve clearance adjustment and reface	1.6
1111U0B		.Replace one head(intake and exhaust all) add	0.2
1111U2		VALVE, EXHAUST(ONE) :RIGHT BANK	1.6
1111U2B		.Replace one head(intake and exhaust all) add	0.2
9 1111F7		LIFTER, VALVE	1.3
		.INCLUDES: Valve clearance adjustment (12,13,17)	
+ 10		1111P2 SHAFT, VALVE LIFTER	1.4

2



Ref. No.	L.O.N.	(Relative ref. Number) Description	F.R.T.
----------	--------	------------------------------------	--------

+10		.INCLUDES: Valve clearance adjustment	
-----	--	---------------------------------------	--



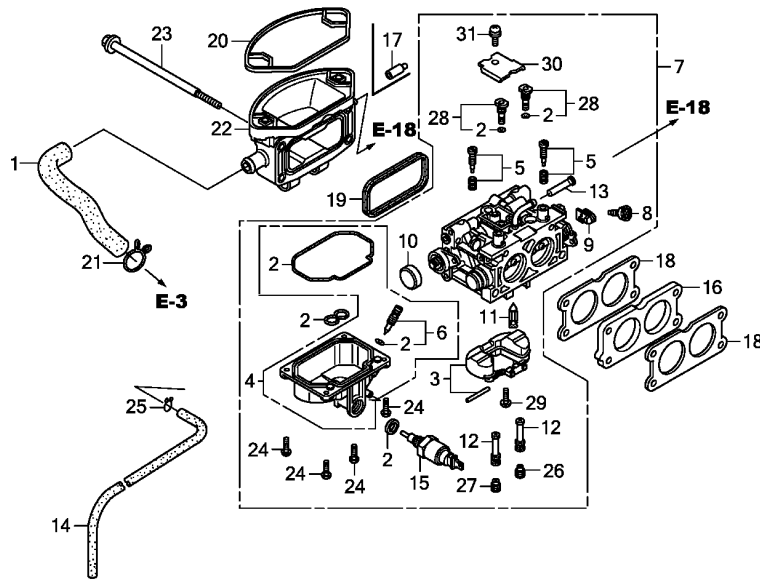
Ref. No.	L.O.N.	(Relative ref. Number) Description	F.R.T.
1	3101A4	COVER, FUEL PUMP	0.1
2	1141G8	COVER, ENGINE COOLING FAN	0.2
4	4141C9	PROTECTOR, FAN COVER	0.1
5	4141E2	SHROUD, ENGINE :UPPER	0.5
6	4141D9	SHROUD, ENGINE :LEFT	0.3
7	4141E1	SHROUD, ENGINE :RIGHT	0.2

Ref. No.	Part No.	Description	Reqd. QTY			Serial No.	Parts catalogue code
			GX 630	GX 660	GX 690		
1	16715-Z6L-000	COVER, FUEL PUMP	1	1	1		
2	19610-Z6L-000ZA	COVER COMP., FAN					
	19610-Z6L-000ZB	*R280*.....POWER RED	1	1	1		
		NH1.....BLACK	1	-	-	-----	VZE8
3	19619-Z0A-300	COLLAR, FAN COVER	10	10	10		
4	19621-Z6L-000	PROTECTOR, FAN COVER	1	-	-	-----	QKW1,QWF,SAE1,VZE1,VZE8
			-	1	1		
5	19631-Z6L-000	SHROUD, UPPER	1	1	1		
6	19641-Z6L-000	SHROUD, R. LOWER	1	1	1		
7	19642-Z6L-000	SHROUD, L. LOWER	1	-	-	-----	QKW1,QWF,SAE1,VZE1,VZE8
			-	1	1		
	19642-Z6L-800	1	-	-	-----	QWD
8	84601-HA7-670	NUT, FENDER SETTING	2	2	2		
9	90005-Z6L-000	SCREW, SPECIAL, 4X10	4	-	-	-----	QKW1,QWF,SAE1,VZE1,VZE8
			-	4	4		
10	90380-GM9-740	SCREW, SPECIAL, 6X15	2	2	2		
11	93913-25580	SCREW, TAPPING, 5X20	2	2	2		
12	95701-06016-00	BOLT, FLANGE, 6X16	3	3	3		
13	95701-06020-00	BOLT, FLANGE, 6X20	10	10	10		

E-14

CARBURETOR

C15

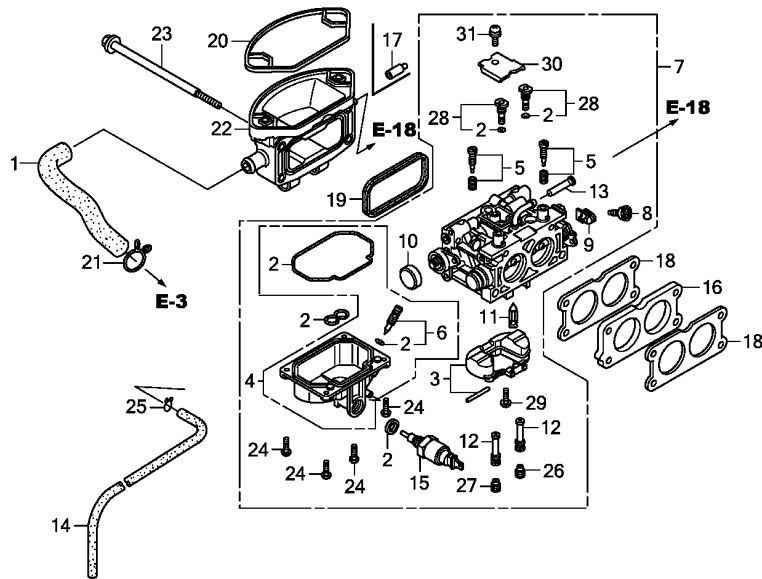


Z6N0E1400

Ref. No.	L.O.N.	(Relative ref. Number) Description	F.R.T.
1	1111K5	TUBE, BREATHER	0.5
2	3111B1	GASKET SET, CARBURETOR	0.8
4	3111A3	CHAMBER SET, FLOAT AND/OR GASKET, FLOAT CHAMBER	0.6
5	3111T7	SCREW SET, PILOT :LEFT	0.3
	3111T8	SCREW SET, PILOT :RIGHT	0.3
7	3111F3	CARBURETOR	0.5
11		(3)	
	3111E1	VALVE SET, FLOAT AND/OR FLOAT SET	0.7
13	3111T4	SCREEN, CARBURETOR FUEL STRAINER	0.2
15	6211C0	VALVE, CARBURETOR SOLENOID ...	0.6
16	3111C0	INSULATOR, CARBURETOR AND/OR PACKING, INSULATOR	0.4
18	3111C8	PACKING, CARBURETOR	0.5
		.NOTE: Same time for two units	
19	3121D9	PACKING, AIR CLEANER	0.5
20	3121E8	SEAL, AIR CLEANER CASE	0.2
22	3121B4	ELBOW, AIR CLEANER	0.5
26		(12)	
	3111T5	JET, MAIN :LEFT	0.6
27		(12)	
	3111T6	JET, MAIN :RIGHT	0.6

Ref. No.	Part No.	Description	Reqd. QTY			Serial No.	Parts catalogue code
			GX 630	GX 660	GX 690		
1	15721-Z6L-000	TUBE, BREATHER	1	1	1		
2	16010-Z6L-003	GASKET SET	1	1	1		
3	16013-Z6L-003	FLOAT SET	1	1	1		
4	16015-Z6L-003	CHAMBER SET, FLOAT	1	1	1		
5	16016-Z6L-003	SCREW SET	2	2	2		
6	16024-124-760	SCREW SET, DRAIN	1	1	1		
7	16100-Z9E-003	CARBURETOR ASSY. (BK07A A) ..	1	-	-		
	16100-Z8N-003	CARBURETOR ASSY. (BK06A A) ..	-	1	-		
	16100-Z6L-003	CARBURETOR ASSY. (BK05A A) ..	-	-	1		
8	16124-ZE0-005	SCREW, THROTTLE STOP	1	1	1		
9	16126-Z6L-003	ARM, THROTTLE LINKAGE	1	1	1		
10	16148-141-881	CAP, CHOKE DUST	1	1	1		
11	16155-Z6L-003	VALVE COMP., FLOAT	1	1	1		
12	16166-Z8N-003	NOZZLE, MAIN	2	2	-		
	16166-Z6L-003	-	-	2		
13	16176-Z2G-D51	SCREEN, FUEL STRAINER	1	1	1		
14	16198-Z6L-000	TUBE, DRAIN	1	1	1		
15	16200-Z6L-003	VALVE ASSY., SOLENOID	1	1	1		
16	16211-Z6L-000	INSULATOR, CARBURETOR	1	1	1		
17	16215-MV4-000	CAP, BOOST	-	1	1	-----	TAF5
18	16221-Z6L-000	PACKING, CARBURETOR	2	2	2		
19	17228-Z6L-000	PACKING, AIR CLEANER	1	1	1		
20	17229-Z6L-000	SEAL, AIR CLEANER CASE	1	1	1		
21	17369-KB4-670	CLIP, BREATHER TUBE	1	1	1		
22	17410-Z6L-000	ELBOW COMP., AIR CLEANER	1	1	1		





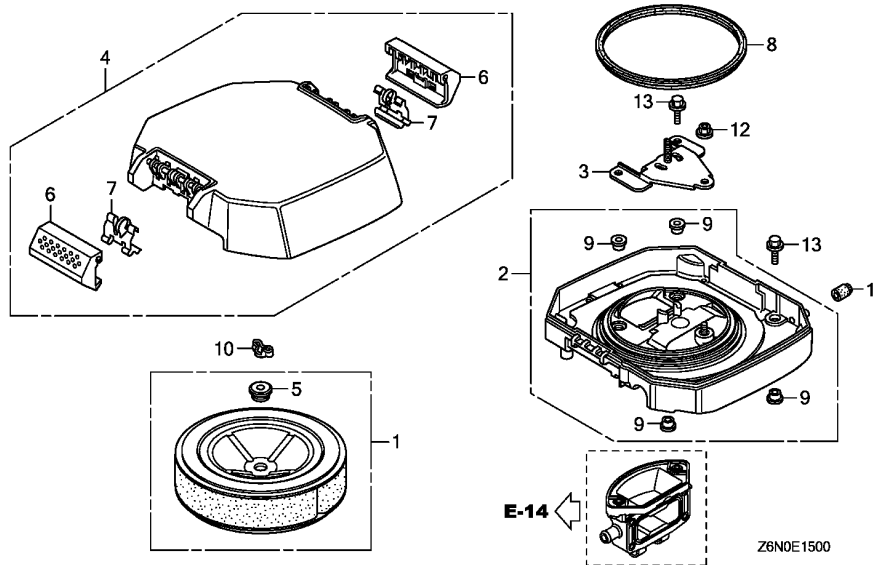
Z6N0E1400

Ref. No.	Part No.	Description	Reqd. QTY			Serial No.	Parts catalogue code
			GX 630	GX 660	GX 690		
23	90003-Z6L-000	BOLT, FLANGE, 6X106	4	4	4		
24	93500-04012-1H	SCREW, PAN, 4X12	4	4	4		
25	95002-02080	CLIP, TUBE (B8)	1	1	1		
26	99101-ZH8-0900	JET, MAIN, #90	(1)	-	-		
	99101-ZH8-0950	JET, MAIN, #95	(1)	-	-		
	99101-ZH8-1000	JET, MAIN, #100	-	(1)	-		
	99101-ZH8-1020	JET, MAIN, #102	1	-	-		
	99101-ZH8-1050	JET, MAIN, #105	-	(1)	(1)		
	99101-ZH8-1100	JET, MAIN, #110	-	-	(1)		
	99101-ZH8-1120	JET, MAIN, #112	-	1	-		
	99101-ZH8-1180	JET, MAIN, #118	-	-	1		
27	99101-ZH8-0920	JET, MAIN, #92	(1)	-	-		
	99101-ZH8-0980	JET, MAIN, #98	(1)	-	-		
	99101-ZH8-1000	JET, MAIN, #100	-	(1)	-		
	99101-ZH8-1050	JET, MAIN, #105	1	(1)	(1)		
	99101-ZH8-1100	JET, MAIN, #110	-	-	(1)		
	99101-ZH8-1120	JET, MAIN, #112	-	1	-		
	99101-ZH8-1180	JET, MAIN, #118	-	-	1		
28	99204-ZE2-0400	JET SET, PILOT, #40	2	2	-		
	99204-ZE2-0450	JET SET, PILOT, #45	-	-	2		
29	16081-Z6L-003	SCREW, FLOAT	1	1	1		
30	16113-Z6L-003	PLATE	1	1	1		
31	93892-05010-18	SCREW-WASHER, 5X10	1	1	1		

E-15

AIR CLEANER

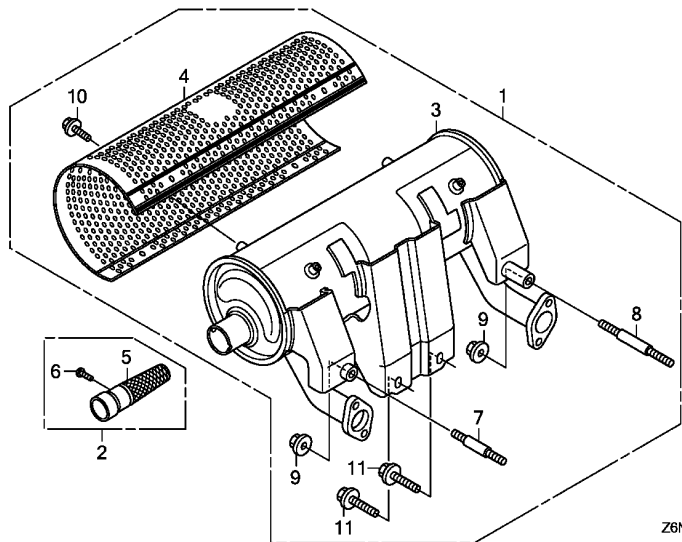
D 1



Ref. No.	L.O.N.	(Relative ref. Number) Description	F.R.T.
1	3121B8	ELEMENT, AIR CLEANERINCLUDES: Air cleaner element -inspection	0.1
2	3121A5	CASE, AIR CLEANER	0.2
4	3121B1	COVER, AIR CLEANER	0.1
8	3121R3	PACKING, AIR CLEANER CASE	0.1

Ref. No.	Part No.	Description	Reqd. QTY			Serial No.	Parts catalogue code
			GX 630	GX 660	GX 690		
1	17210-Z6L-000	ELEMENT COMP., AIR CLEANER ..	1	1	1		
2	17220-Z6L-000	CASE COMP., AIR CLEANER	1	1	1		
3	17223-Z6L-000	STAY COMP., AIR CLEANER ELEMENT	1	1	1		
4	17230-Z6L-000	COVER COMP., AIR CLEANER	1	1	1		
5	17232-Z2E-000	GROMMET, AIR CLEANER	1	1	1		
6	17235-Z6L-300	KNOB, AIR CLEANER COVER	2	2	2		
7	17236-Z6L-300	SPRING, AIR CLEANER CASE COVER	2	2	2		
8	17417-Z6L-000	PACKING, AIR CLEANER CASE ...	1	1	1		
9	19619-Z0A-300	COLLAR, FAN COVER	4	4	4		
10	90325-044-000	NUT, TOOL BOX SETTING	1	1	1		
11	90802-Z6L-000	CAP, SEALING	1	1	1		
12	94050-06000	NUT, FLANGE, 6MM	1	1	1		
13	95701-06018-00	BOLT, FLANGE, 6X18	4	4	4		

2



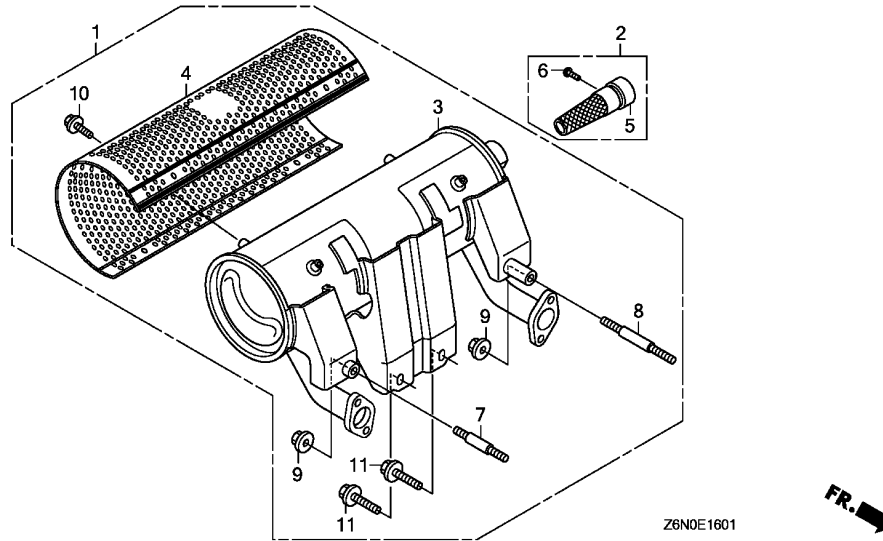
Ref. No.	L.O.N.	(Relative ref. Number) Description	F.R.T.
1	3131C4	MUFFLER KIT	0.4
3	3131C5	MUFFLER, EXHAUST	0.2
5		(2)	
	3131A1	ARRESTER, SPARK	0.1
		.INCLUDES: Spark arrester check	

Ref. No.	Part No.	Description	Reqd. QTY			Serial No.	Parts catalogue code
			GX 630	GX 660	GX 690		
1	06183-Z6L-010	MUFFLER KIT (HIGH-R)	(1)	(1)	(1)	-----	QKW1,VAY,VZE1,VZE8
2	06185-Z6L-000	ARRESTER KIT (HIGH)	(1)	(1)	(1)	-----	QKW1,VAY,VZE1,VZE8
3	18310-Z6L-003	MUFFLER COMP. (HIGH-R)	1	-	-	-----	QWF
4	18321-ZJ1-010	PROTECTOR, MUFFLER (HIGH) (FUTABA)	(1)	(1)	(1)	-----	QKW1,VAY,VZE1,VZE8
			1	-	-	-----	QWF
5	18355-ZJ1-000	ARRESTER, SPARK	(1)	(1)	(1)	-----	QKW1,VAY,VZE1,VZE8
6	93901-250J0	SCREW, TAPPING, 5X8	(1)	(1)	(1)	-----	QKW1,VAY,VZE1,VZE8
7	92900-08045-0B	BOLT, STUD, 8X45	1	-	-	-----	QWF
8	92900-08060-0B	BOLT, STUD, 8X60	(1)	(1)	(1)	-----	QKW1,VAY,VZE1,VZE8
9	94050-08000	NUT, FLANGE, 8MM	(1)	(1)	(1)	-----	QKW1,VAY,VZE1,VZE8
			2	-	-	-----	QWF
10	95701-06008-00	BOLT, FLANGE, 6X8	(2)	(2)	(2)	-----	QKW1,VAY,VZE1,VZE8
			6	-	-	-----	QWF
11	95701-08020-00	BOLT, FLANGE, 8X20	(6)	(6)	(6)	-----	QKW1,VAY,VZE1,VZE8
			2	-	-	-----	QWF
			(2)	(2)	(2)	-----	QKW1,VAY,VZE1,VZE8

E-16-1

MUFFLER(HIGH-L)

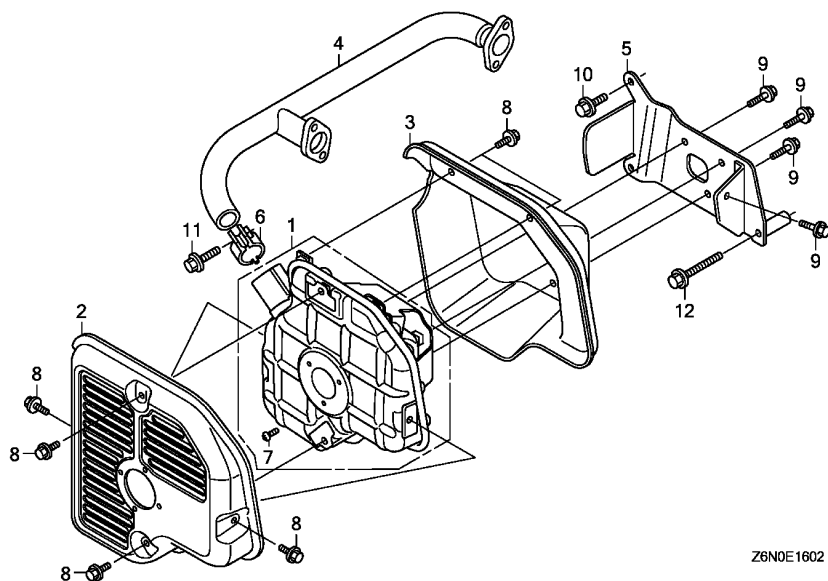
D 3



Ref. No.	L.O.N.	(Relative ref. Number) Description	F.R.T.
1	3131C4	MUFFLER KIT	0.4
3	3131C5	MUFFLER, EXHAUST	0.2
5		(2)	
	3131A1	ARRESTER, SPARK	0.1

Ref. No.	Part No.	Description	Reqd. QTY			Serial No.	Parts catalogue code
			GX 630	GX 660	GX 690		
1	06183-Z6L-801	MUFFLER KIT (HIGH-L)	(1)	(1)	(1)	-----	QKW1,VAY,VZE1,VZE8
2	06185-Z6L-000	ARRESTER KIT (HIGH)	(1)	(1)	(1)	-----	QKW1,VAY,VZE1,VZE8
3	18310-Z6L-801	MUFFLER COMP. (HIGH-L)	1	(1)	(1)	-----	SAE1,VAY
			(1)	1	1	-----	QKW1,TAF5,TFX3,VZE1,VZE8
4	18321-ZJ1-010	PROTECTOR, MUFFLER (HIGH) (FUTABA)	1	(1)	(1)	-----	SAE1,VAY
			(1)	1	1	-----	QKW1,TAF5,TFX3,VZE1,VZE8
5	18355-ZJ1-000	ARRESTER, SPARK	(1)	(1)	(1)	-----	QKW1,VAY,VZE1,VZE8
6	93901-250J0	SCREW, TAPPING, 5X8	(1)	(1)	(1)	-----	QKW1,VAY,VZE1,VZE8
7	92900-08045-0B	BOLT, STUD, 8X45	1	(1)	(1)	-----	SAE1,VAY
			(1)	1	1	-----	QKW1,TAF5,TFX3,VZE1,VZE8
8	92900-08060-0B	BOLT, STUD, 8X60	1	(1)	(1)	-----	SAE1,VAY
			(1)	1	1	-----	QKW1,TAF5,TFX3,VZE1,VZE8
9	94050-08000	NUT, FLANGE, 8MM	2	(2)	(2)	-----	SAE1,VAY
			(2)	2	2	-----	QKW1,TAF5,TFX3,VZE1,VZE8
10	95701-06008-00	BOLT, FLANGE, 6X8	6	(6)	(6)	-----	SAE1,VAY
			(6)	6	6	-----	QKW1,TAF5,TFX3,VZE1,VZE8
11	95701-08020-00	BOLT, FLANGE, 8X20	2	(2)	(2)	-----	SAE1,VAY
			(2)	2	2	-----	QKW1,TAF5,TFX3,VZE1,VZE8

2



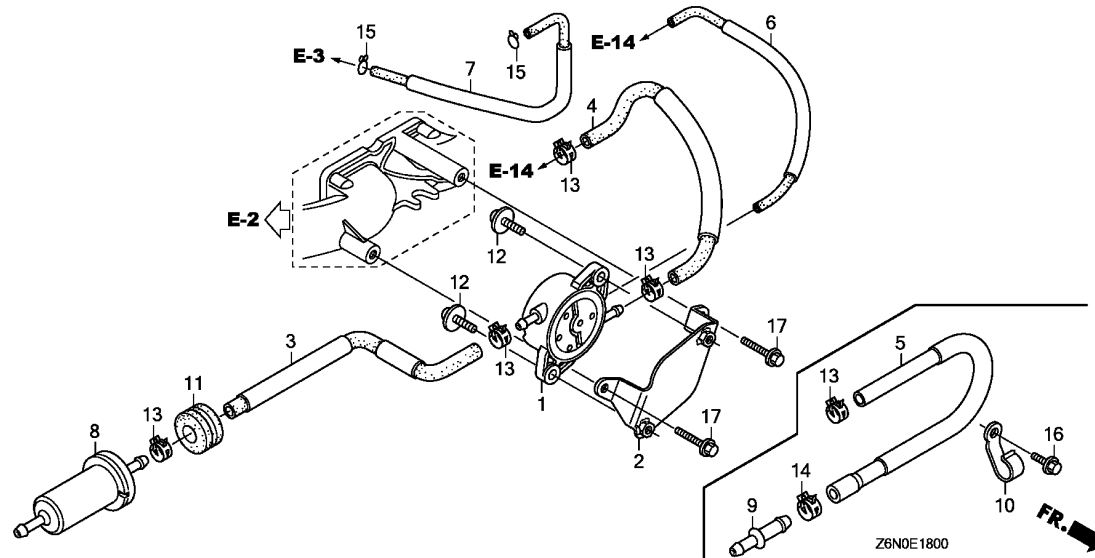
Ref. No.	L.O.N.	(Relative ref. Number) Description	F.R.T.
1	3131F7	MUFFLER, EXHAUST(A)	0.3
3	3131D6	PROTECTOR, EXHAUST MUFFLER ...	0.3
4	3131C9	PIPE, EXHAUST	0.2

Ref. No.	Part No.	Description	Reqd. QTY			Serial No.	Parts catalogue code
			GX 630	GX 660	GX 690		
1	18310-Z6L-810	MUFFLER COMP.	1	-	-	-----	QWD
2	18321-Z6L-801	PROTECTOR, MUFFLER (OUTSIDE)	1	-	-	-----	QWD
3	18325-Z6L-800	PROTECTOR, MUFFLER (INSIDE)	1	-	-	-----	QWD
4	18330-Z6L-800	PIPE COMP., EX.	1	-	-	-----	QWD
5	18338-Z6L-800	STAY, MUFFLER	1	-	-	-----	QWD
6	18371-Z6L-000	BAND, MUFFLER	1	-	-	-----	QWD
7	93500-04008-4J	SCREW, PAN, 4X8	3	-	-	-----	QWD
8	95701-06008-00	BOLT, FLANGE, 6X8	6	-	-	-----	QWD
9	95701-06012-00	BOLT, FLANGE, 6X12	4	-	-	-----	QWD
10	95701-08020-00	BOLT, FLANGE, 8X20	2	-	-	-----	QWD
11	95701-08030-00	BOLT, FLANGE, 8X30	1	-	-	-----	QWD
12	95701-08060-00	BOLT, FLANGE, 8X60	1	-	-	-----	QWD

E-18

FUEL PUMP

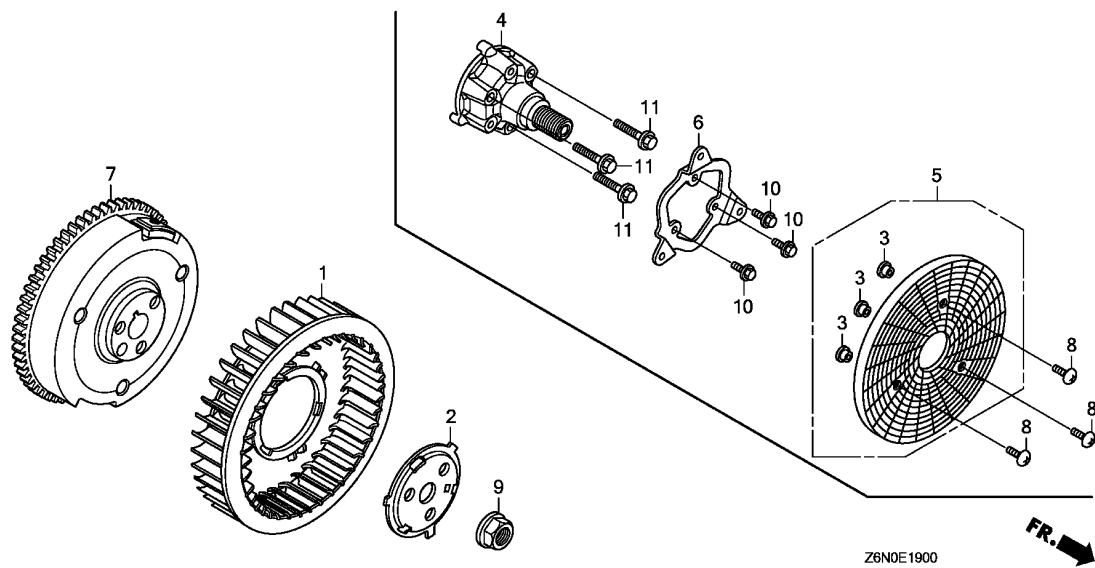
D 5



Ref. No.	L.O.N.	(Relative ref. Number) Description	F.R.T.
1	3101H9	PUMP, FUEL	0.3
3	3101L0	TUBE A, FUEL	0.2
4	3101F7	TUBE B, FUEL	0.2
6	3111Q5	TUBE, PURGE	0.2
7	3101E5	TUBE, DIAPHRAGM	0.2
8	3101H8	STRAINER, FUEL	0.1

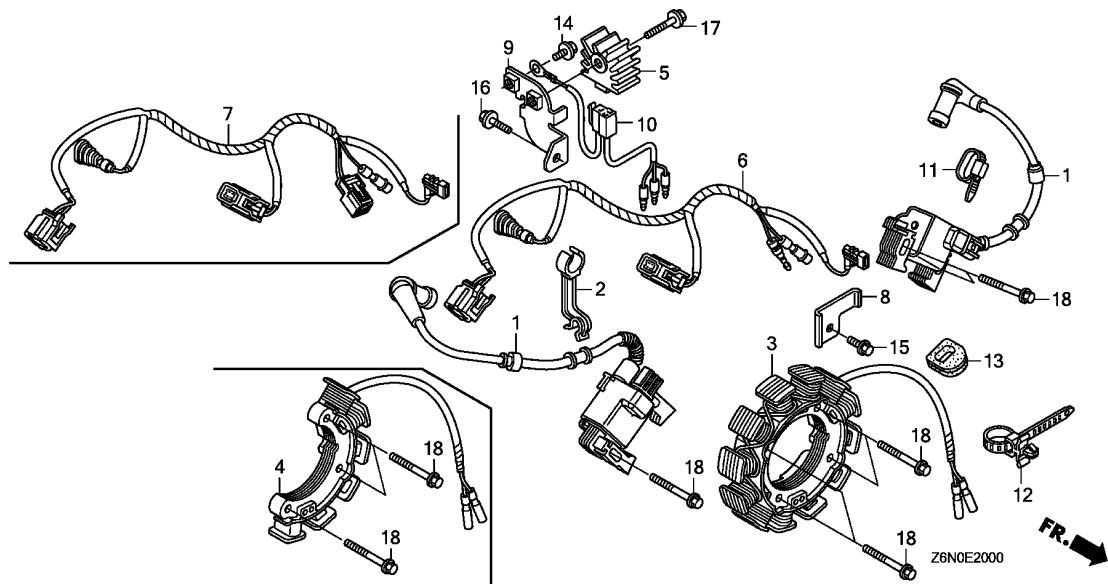
Ref. No.	Part No.	Description	Reqd. QTY			Serial No.	Parts catalogue code
			GX 630	GX 660	GX 690		
1	16700-Z6L-003	PUMP ASSY., FUEL	1	-	-		
2	16711-Z6L-000	STAY, FUEL PUMP	1	-	-		
3	16850-Z6L-000	TUBE COMP. A, FUEL (FKM)	1	1	1		----- TXF3,VAY
4	16860-Z6L-000	TUBE COMP. B, FUEL (FKM)	1	-	-		----- TXF3,VAY
5	16860-Z6L-800	TUBE COMP. B, FUEL (FKM)	-	1	1		----- TAF5
6	16870-Z6L-000	TUBE, PURGE	1	-	-		----- TXF3,VAY
7	16882-Z6L-000	TUBE, DIAPHRAGM	1	-	-		----- TXF3,VAY
8	16910-Z6L-003	STRAINER COMP., FUEL	1	1	1		
9	17526-MCA-000	JOINT, FUEL RETURN	-	1	1		----- TAF5
10	55109-GAA-000	CLAMP, OIL HOSE	-	1	1		----- TAF5
11	80152-958-680	RUBBER, RR. FENDER	1	1	1		
12	93894-06016-00	SCREW-WASHER, 6X16	2	-	-		
13	95002-41000-08	CLAMP, TUBE (D10)	4	-	-		
			-	3	3		----- TAF5
			-	4	4		----- TXF3,VAY
14	95002-41200-08	CLAMP, TUBE (D12)	-	1	1		----- TAF5
15	95002-70000	CLIP, TUBE (C11)	2	-	-		
			-	2	2		----- TXF3,VAY
16	95701-06012-00	BOLT, FLANGE, 6X12	-	1	1		----- TAF5
17	95701-06014-00	BOLT, FLANGE, 6X14	2	-	-		
			-	2	2		----- TXF3,VAY

2



Ref. No.	L.O.N.	(Relative ref. Number) Description	F.R.T.
1	1141G7	FAN, ENGINE COOLING	0.7
4	2141H3	SHAFT, POWER TAKE OFF :FRONT .	0.3
5	6201A5	GRID, SCREEN	0.1
7	2161B5	FLYWHEEL	0.8

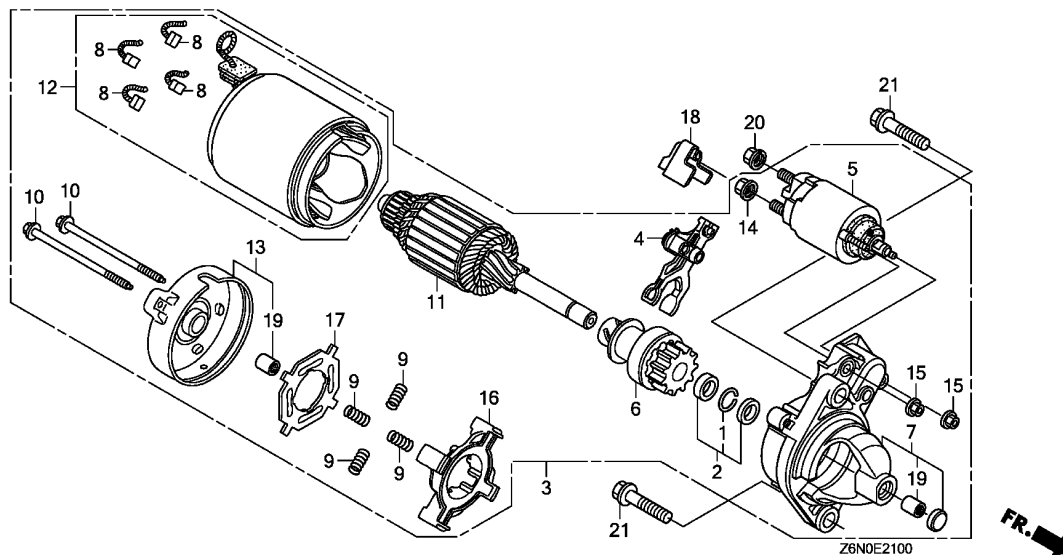
Ref. No.	Part No.	Description	Reqd. QTY			Serial No.	Parts catalogue code
			GX 630	GX 660	GX 690		
1	19511-Z6L-000	FAN, COOLING	1	1	1		
2	19513-Z6L-000	PLATE, COOLING FAN SETTING ..	1	1	1		
3	19619-Z0A-300	COLLAR, FAN COVER	3	-	-	-----	QWD
4	23311-Z6L-800	SHAFT, FR. P.T.O. (HS)	1	-	-	-----	QWD
5	28452-Z6L-810	GRID, SCREEN (P.T.O.)	1	-	-	-----	QWD
6	28454-Z6L-810	HOLDER, SCREEN GRID (P.T.O.)	1	-	-	-----	QWD
7	31110-Z6L-003	FLYWHEEL COMP.	1	1	1		
8	90131-S0X-A00	SCREW, TRUSS, 6X16	3	-	-	-----	QWD
9	90201-Z6L-000	NUT, SPECIAL (20MM)	1	1	1		
10	95701-06012-00	BOLT, FLANGE, 6X12	3	-	-	-----	QWD
11	95701-08050-00	BOLT, FLANGE, 8X50	3	-	-	-----	QWD



Ref. No.	L.O.N.	(Relative ref. Number) Description	F.R.T.
1	6141A3	COIL, IGNITION :LEFT	0.5
	6141A4	COIL, IGNITION :RIGHT	0.4
3		(4)	
	6131C3	COIL, CHARGE	0.9
5	6131B7	RECTIFIER, REGULATOR	0.2
6		(7)	
	6111C0	HARNESS, ENGINE WIRE	0.3

Ref. No.	Part No.	Description	Reqd. QTY			Serial No.	Parts catalogue code
			GX 630	GX 660	GX 690		
1	30500-Z6L-003	COIL ASSY., IGNITION	2	2	2		
2	30551-Z6L-000	CLAMP, HIGH TENSION CORD	1	1	1		
3	31630-Z6L-003	COIL ASSY., CHARGE (17A)	1	1	1	-----	QWD,QWF,TAF5,VAY
4	31630-Z6L-801	COIL ASSY., CHARGE (2.7A) ...	1	1	1	-----	QKW1,SAE1,TXF3,VZE1,VZE8
5	31750-735-013	RECTIFIER COMP., REGULATOR (5A)	1	1	1	-----	QKW1,SAE1,TXF3,VZE1,VZE8
6	32110-Z6L-000	HARNESS ASSY., ENGINE WIRE ..	1	1	1	-----	QWD,QWF,SAE1,TAF5
	32110-Z6L-800	1	-	-	-----	VZE8
7	32110-Z6L-810	HARNESS ASSY., ENGINE WIRE ..	1	1	1	-----	QKW1,TXF3,VZE1
	32110-Z6L-840	-	1	1	-----	VAY
8	32114-Z6L-000	BRACKET, HARNESS	1	1	1		
9	32115-Z6L-000	BRACKET, REGULATOR RECTIFIER	1	1	1	-----	QKW1,SAE1,TXF3,VZE1,VZE8
10	32183-Z6L-000	HARNESS ASSY., REGULATOR RECTIFIER	1	1	1	-----	QKW1,SAE1,TXF3,VZE1,VZE8
11	90650-KV6-003	BAND, WIRE, 95MM	1	1	1		
12	90672-SB2-003	STRAP, CABLE, 105MM(BLACK) ..	1	1	1	-----	QWD,QWF,SAE1,TAF5,VZE8
13	91601-Z6L-000	GROMMET, CORD	1	1	1		
14	95701-06008-00	BOLT, FLANGE, 6X8	1	1	1	-----	QKW1,SAE1,TXF3,VZE1,VZE8
15	95701-06012-00	BOLT, FLANGE, 6X12	1	1	1		
16	95701-06014-00	BOLT, FLANGE, 6X14	1	1	1	-----	QKW1,SAE1,TXF3,VZE1,VZE8
17	95701-06030-00	BOLT, FLANGE, 6X30	1	1	1	-----	QKW1,SAE1,TXF3,VZE1,VZE8
18	95701-06032-00	BOLT, FLANGE, 6X32	7	8	8	-----	QKW1,SAE1,TAF5,VAY,VZE1,VZE8
			8	7	7	-----	QWD,QWF,TXF3

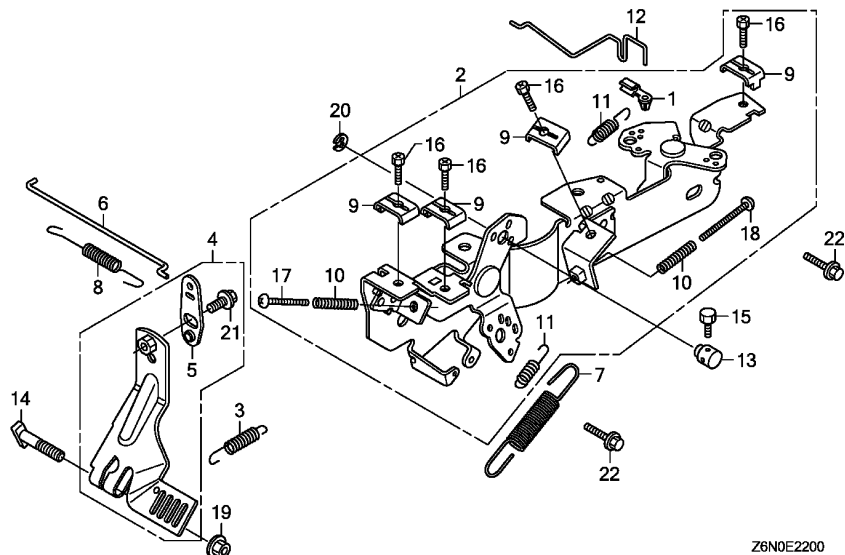




Ref. No.	L.O.N.	(Relative ref. Number) Description	F.R.T.
3	6121D5	MOTOR, STARTER	0.2
5	6121C9	SWITCH, STARTER MAGNETIC	0.4
6		(1,2)	
	6121B0	CLUTCH, OVERRUNNING	0.6
8	6121A9	BRUSH, STARTER	0.5
11	6121A0	ARMATURE, STARTER	0.7
12	6121D1	YOKE, STARTER	0.4
16		(9)	
	6121B6	HOLDER, STARTER BRUSH	0.3

2

Ref. No.	Part No.	Description	Reqd. QTY			Serial No.	Parts catalogue code
			GX 630	GX 660	GX 690		
1	30201-PH9-004	RING, SNAP (DENSO)	1	1	1		
2	30202-PZ1-003	COLLAR SET, CLUTCH STOP	1	1	1		
3	31200-Z6L-003	MOTOR ASSY., STARTER	1	1	1		
4	31203-PH9-004	LEVER, PINION DRIVE	1	1	1		
5	31204-ZJ1-H02	SWITCH ASSY., MAGNET	1	1	1		
6	31207-ZE9-H01	CLUTCH COMP., OVERRUNNING ...	1	1	1		
7	31208-Z6L-003	HOUSING COMP., DRIVE SIDE ...	1	1	1		
8	31211-PH9-004	BRUSH	4	4	4		
9	31212-PH9-004	SPRING, BRUSH	4	4	4		
10	31214-PH9-004	BOLT, THROUGH	2	2	2		
11	31217-Z0A-003	ARMATURE COMP.	1	1	1		
12	31218-P64-N01	YOKE COMP.	1	1	1		
13	31219-Z6L-003	FRAME COMP., COMMUTATOR END ..	1	1	1		
14	31220-PH9-004	NUT, HEX., 8MM	1	1	1		
15	31223-PA0-006	NUT, HEX.	2	2	2		
16	31231-PH9-004	HOLDER, BRUSH	1	1	1		
17	31233-PH9-004	INSULATOR, BRUSH HOLDER	1	1	1		
18	31234-Z6L-000	COVER, TERMINAL	1	1	1		
19	91002-ZG4-801	BEARING A	2	2	2		
20	94070-08080	NUT-WASHER, 8MM	1	1	1		
21	95701-10040-00	BOLT, FLANGE, 10X40	2	2	2		

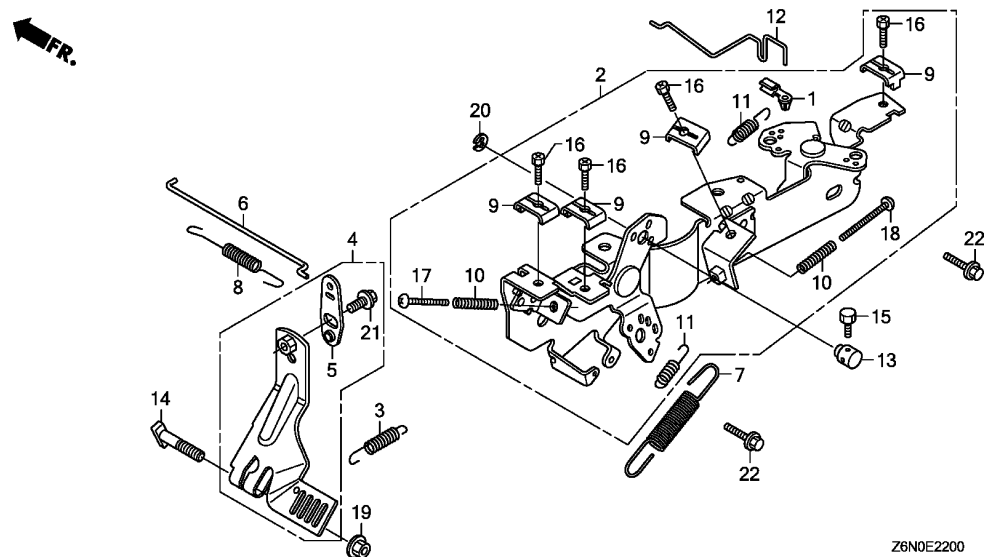


Z6N0E2200

Ref. No.	L.O.N.	(Relative ref. Number) Description	F.R.T.
2	1161A5	CONTROL, THROTTLE/GOVERNOR ...	0.4
4	1161A0	ARM, GOVERNOR	0.3
6	1161B1	ROD, GOVERNOR	0.2
7	1161C5	SPRING, GOVERNOR	0.1
8	1161C2	SPRING, THROTTLE RETURN	0.2

Ref. No.	Part No.	Description	Reqd. QTY			Serial No.	Parts catalogue code
			GX 630	GX 660	GX 690		
1	16263-Z0G-010	JOINT, ROD	1	1	1		
2	16500-Z6L-000	CONTROL ASSY.	1	-	-	-----	QKW1,QWD,QWF,SAE1,VZE1
	16500-Z6L-800	1	-	-	-----	VZE8
3	16534-Z6L-000	SPRING, STARTER	1	1	1		
4	16550-Z6L-000	ARM COMP., GOVERNOR	1	1	1		
5	16553-Z6L-000	ARM, SUB	1	1	1		
6	16555-Z6L-000	ROD, GOVERNOR	1	1	1		
7	16561-Z6L-000	SPRING, GOVERNOR	1	1	1		
8	16562-Z6L-000	SPRING, THROTTLE RETURN	1	1	1		
9	16576-891-000	HOLDER, CABLE	4	4	4		
10	16584-883-300	SPRING, CONTROL ADJUSTING ...	1	-	-	-----	VZE8
			2	-	-	-----	QKW1,QWD,QWF,SAE1,VZE1
			-	2	2		
11	16592-ZJ1-000	SPRING, CABLE RETURN	2	2	2		
12	16611-Z6L-000	ROD, CHOKE CONTROL	1	1	1		
13	16617-Z6L-000	HOLDER, CABLE	1	1	1	-----	QKW1,VAY,VZE1
14	90015-ZE3-790	BOLT, GOVERNOR ARM	1	1	1		
15	92301-04006-0H	BOLT, RECESSED, 4X6	1	1	1	-----	QKW1,VAY,VZE1
16	92301-05016-0A	BOLT, RECESSED, 5X16	4	4	4		
17	93500-05030-0A	SCREW, PAN, 5X30	1	-	-	-----	QKW1,QWD,QWF,SAE1,VZE1
			-	1	1		
	93500-05045-0A	SCREW, PAN, 5X45	1	-	-	-----	VZE8
18	93500-05040-0A	SCREW, PAN, 5X40	1	-	-	-----	QKW1,QWD,QWF,SAE1,VZE1
			-	1	1		
19	94050-06000	NUT, FLANGE, 6MM	1	1	1		





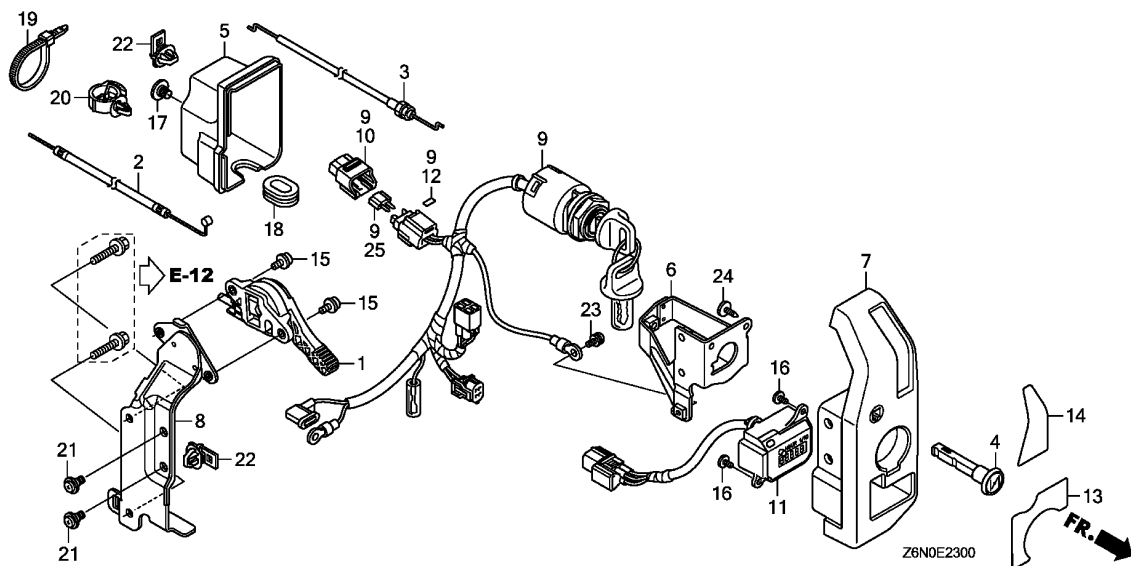
Z6N0E2200

Ref. No.	Part No.	Description	Reqd. QTY			Serial No.	Parts catalogue code
			GX 630	GX 660	GX 690		
20	94540-05018	E-RING, 5MM	1	1	1	-----	QKW1,VAY,VZE1
21	95701-06010-00	BOLT, FLANGE, 6X10	1	1	1		
22	95701-06014-00	BOLT, FLANGE, 6X14	2	2	2		

E-23

CONTROL BOX

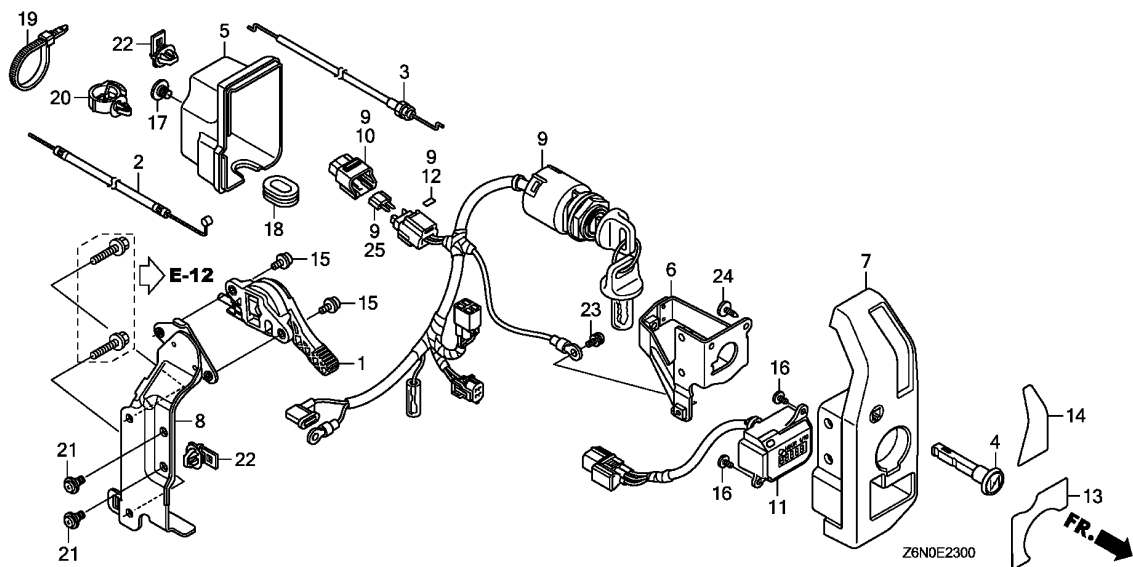
D11



Ref. No.	L.O.N.	(Relative ref. Number) Description	F.R.T.
2	8111C8	CABLE, THROTTLE	0.2
3	8111A9	CABLE, CHOKE	0.2
9	6151E1	SWITCH, COMBINATION	0.4
11	812113	METER, HOUR	0.3

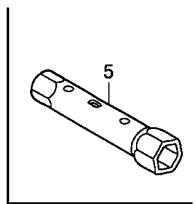
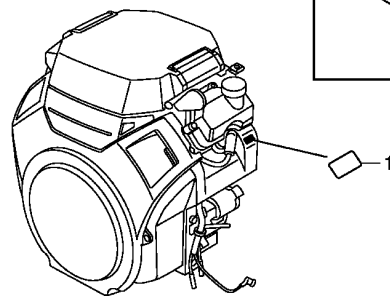
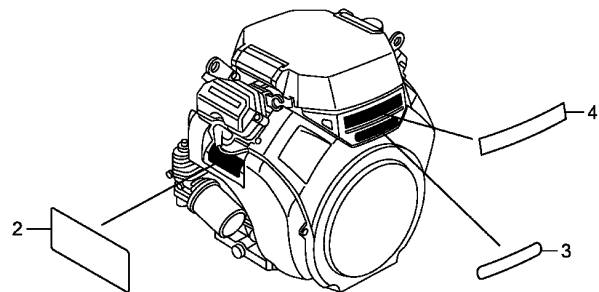
Ref. No.	Part No.	Description	Reqd. QTY			Serial No.	Parts catalogue code
			GX 630	GX 660	GX 690		
1	17850-Z6L-003	LEVER ASSY., THROTTLE	1	1	1	-----	QKW1,VAY,VZE1
2	17910-Z6L-000	CABLE COMP., THROTTLE	1	1	1	-----	QKW1,VAY,VZE1
3	17950-Z6L-000	CABLE COMP., CHOKE	1	1	1	-----	QKW1,TFX3,VAY,VZE1
4	17951-ZV1-000	KNOB, CHOKE	1	1	1	-----	QKW1,TFX3,VAY,VZE1
5	31612-Z6L-000	COVER, CONTROL	1	1	1	-----	QKW1,TFX3,VAY,VZE1
6	31614-Z6L-000	BRACKET, SWITCH BOX	1	1	1	-----	QKW1,TFX3,VAY,VZE1
7	32346-Z6L-000	PANEL, CONTROL	1	1	1	-----	QKW1,VAY,VZE1
	32346-Z6L-800	-	1	1	-----	TFX3
8	32347-Z6L-000	BRACKET, CONTROL BOX	1	1	1	-----	QKW1,TFX3,VAY,VZE1
9	35100-Z6L-003	SWITCH ASSY., COMBINATION ...	1	1	1	-----	QKW1,TFX3,VAY,VZE1
10	38216-Z2E-003	COVER ASSY., FUSE	1	1	1	-----	QKW1,TFX3,VAY,VZE1
11	39700-Z6L-003	METER ASSY., HOUR	1	1	1	-----	QKW1,TFX3,VAY,VZE1
12	87117-Z2E-800	LABEL, FUSE (30A)	1	1	1	-----	QKW1,TFX3,VAY,VZE1
13	87501-Z6L-000	MARK, ENGINE SWITCH	1	-	-	-----	VZE1
	87501-Z6L-800	1	1	1	-----	QKW1,TFX3,VAY
14	87502-Z6L-000	MARK, THROTTLE SWITCH	1	1	1	-----	QKW1,VAY,VZE1
	87502-Z6L-800	-	1	1	-----	TFX3
15	90011-Z0H-811	BOLT, SOCKET, 5X9	2	2	2	-----	QKW1,VAY,VZE1
16	90101-SP1-003	SCREW, TAPPING, 3X8(P0)	2	2	2	-----	QKW1,TFX3,VAY,VZE1
17	90380-MB2-000	SCREW, SPECIAL, 6X8	1	1	1	-----	QKW1,TFX3,VAY,VZE1
18	90601-Z6L-000	GROMMET, CONTROL BOX	1	1	1	-----	QKW1,TFX3,VAY,VZE1
19	90650-KV6-003	BAND, WIRE, 95MM	1	1	1	-----	QKW1,TFX3,VAY,VZE1
20	90681-763-A01	CLIP, WIRE HARNESS	1	1	1	-----	QKW1,TFX3,VAY,VZE1
21	91508-GN2-000	SCREW, PAN, 5X10.5	2	2	2	-----	QKW1,TFX3,VAY,VZE1
22	91565-SEL-003	CLIP, COUPLER (BLACK)	2	2	2	-----	QKW1,TFX3,VAY,VZE1

2



Ref. No.	Part No.	Description	Reqd. QTY			Serial No.	Parts catalogue code
			GX 630	GX 660	GX 690		

23	93893-05008-07	SCREW-WASHER, 5X8	1	1	1	-----	QKW1,TXF3,VAY,VZE1
24	93913-25310	SCREW, TAPPING, 5X14(P0)	1	1	1	-----	QKW1,TXF3,VAY,VZE1
25	98200-43000	FUSE, MINI (30A)	1	1	1	-----	QKW1,TXF3,VAY,VZE1



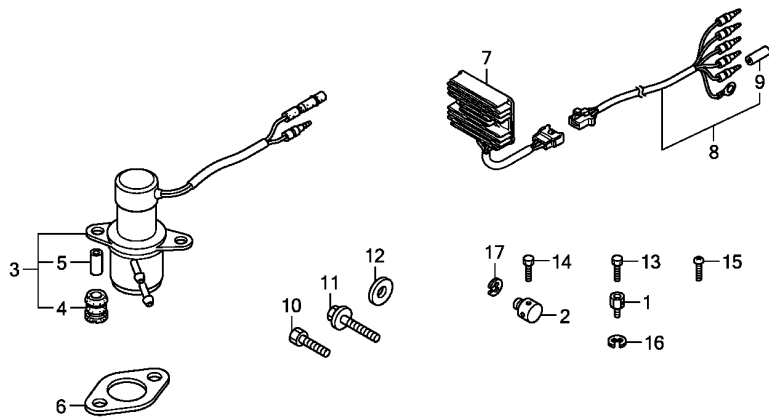
Z6N0E2800

Ref. L.O.N. (Relative ref. Number) F.R.T.
No. Description

NO INFORMATION

Ref. No.	Part No.	Description	Reqd. QTY			Serial No.	Parts catalogue code
			GX 630	GX 660	GX 690		
1	87114-ZH7-000	LABEL, WARNING (NOT CERTIFIED FOR SALE)	1	1	1		
2	87516-ZH7-010	MARK, OPERATOR CAUTION	1	1	1	-----	VAY,VZE1,VZE8
	87516-Z2E-000	1	1	1	-----	QWD,QWF,SAE1,TAF5,TFX3
3	87521-Z6N-000	EMBLEM (GX630)	1	-	-		
	87521-Z8N-000	EMBLEM (GX660)	-	1	-		
	87521-Z6L-000	EMBLEM (GX690)	-	-	1		
4	87531-Z6L-000	MARK, HONDA	1	1	1		
5	99004-16170	WRENCH, BOX (P16X17)	1	1	1	-----	QKW1,QWD,SAE1,TAF5,TFX3





Z6N0E4000


Ref. L.O.N. (Relative ref. Number) F.R.T.
No. Description

NO INFORMATION


Ref. No.	Part No.	Description	Reqd. QTY			Serial No.	Parts catalogue code
			GX 630	GX 660	GX 690		
1	16594-883-010	HOLDER, WIRE	1	1	1	-----	QWD,QWF,SAE1,TAF5,TXF3,VZE8
2	16617-Z6L-000	HOLDER, CABLE	1	1	1	-----	QWD,QWF,SAE1,TAF5,TXF3
3	16700-758-003	PUMP ASSY., FUEL	-	1	1	-----	TAF5
4	16711-679-000	RUBBER, FUEL PUMP MOUNTING ..	-	2	2	-----	TAF5
5	16712-657-300	COLLAR, FUEL PUMP DISTANCE ..	-	2	2	-----	TAF5
6	18333-ZE3-800	GASKET, EX. PIPE	2	2	2	-----	
7	31750-Z2E-803	RECTIFIER ASSY., REGULATOR (20A)	1	1	1	-----	QWD,QWF,TAF5,VAY
8	32105-Z6L-000	HARNESS ASSY., SUB WIRE	1	1	1	-----	QWD,QWF,TAF5,VAY
9	32824-ZV5-003	PLUG, OUTER CONNECTOR	1	1	1	-----	QWD,QWF,TAF5,VAY
10	90003-ZE3-600	BOLT, HEX., 3/8-24UNF(25MM) ..	1	-	-	-----	QWF
11	90102-VA4-000	BOLT, ENGINE SETTING	3	-	-	-----	QWF
12	90471-ZE3-000	WASHER, 10.5X40X4	1	-	-	-----	QWF
13	92301-04006-0H	BOLT, RECESSED, 4X6	1	1	1	-----	QWD,QWF,SAE1,TAF5,TXF3,VZE8
14	92301-04006-0H	BOLT, RECESSED, 4X6	1	1	1	-----	QWD,QWF,SAE1,TAF5,TXF3
15	93500-04008-0A	SCREW, PAN, 4X8	-	1	-	-----	TAF5
16	94540-05018	E-RING, 5MM	1	1	1	-----	QWD,QWF,SAE1,TAF5,TXF3,VZE8
17	94540-05018	E-RING, 5MM	1	1	1	-----	QWD,QWF,SAE1,TAF5,TXF3

Ref. No.	L.O.N.	(Relative ref. Number)	Description	F.R.T.
NO INFORMATION				

1



2



Z6N0E4001

Ref. No.	Part No.	Description	Reqd. QTY			Serial No.	Parts catalogue code
			GX 630	GX 660	GX 690		

1	87106-737-J00	MARK, FUEL WARNING	1	-	-	----- QWF	
2	87539-737-J00	MARK, HEAT CAUTION	1	1	1	----- QWD,QWF,SAE1,TAF5,TF3	



PART NO. INDEX

E 1

Part Number	Address	Page	Ref.	Part Number	Address	Page	Ref.	Part Number	Address	Page	Ref.	Part Number	Address	Page	Ref.	Part Number	Address	Page	Ref.
06000				15220-Z6L-000	C5	21	4	16611-Z6L-000	D9	41	12	19610-Z6L-000ZA	C14	30	2	32110-Z6L-840	D7	39	7
				15232-Z6L-000	C5	21	5	16617-Z6L-000	D9	41	13	19610-Z6L-000ZB	C14	30	2	32114-Z6L-000	D7	39	8
06183-Z6L-010	D2	34	1	15400-RTA-004	C5	21	6		D14	46	2	19619-Z0A-300	C14	30	3	32115-Z6L-000	D7	39	9
06183-Z6L-801	D3	35	1	15410-Z6L-000	C5	21	7	16700-758-003	D14	46	3		D1	33	9	32183-Z6L-000	D7	39	10
06185-Z6L-000	D2	34	2	15410-Z6L-800	C5	21	8	16700-Z6L-003	D5	37	1		D6	38	3	32346-Z6L-000	D11	43	7
	D3	35	2	15423-Z6L-000	C5	21	9	16711-679-000	D14	46	4	19621-Z6L-000	C14	30	4	32346-Z6L-800	D11	43	7
				15424-Z6L-000	C3	19	4	16711-Z6L-000	D5	37	2	19631-Z6L-000	C14	30	5	32347-Z6L-000	D11	43	8
					C5	21	10	16712-657-300	D14	46	5	19641-Z6L-000	C14	30	6	32824-ZV5-003	D14	46	9
11000				15571-ZM7-003	C3	19	5	16715-Z6L-000	C14	30	1	19642-Z6L-000	C14	30	7				
11100-Z6L-000	C3	19	1	15572-Z6L-000	C3	19	6	16722-Z6L-000	C1	17	9	19642-Z6L-800	C14	30	7	35000			
11100-Z6L-800	C3	19	1	15600-Z6L-000	C1	17	7	16850-Z6L-000	D5	37	3					35100-Z6L-003	D11	43	9
11100-Z6L-810	C3	19	1	15625-Z6L-000	C1	17	8	16860-Z6L-000	D5	37	4	23000				35480-Z6L-003	C3	19	8
11300-Z6L-000	C5	21	1	15655-Z6L-000	C5	21	11	16860-Z6L-800	D5	37	5								
11911-Z6L-000	C1	17	1	15665-Z6L-000	C5	21	12	16870-Z6L-000	D5	37	6	23311-Z6L-800	D6	38	4				
				15721-Z6L-000	C15	31	1	16882-Z6L-000	D5	37	7								
								16910-Z6L-003	D5	37	8	28000							
12000				16000				17000				28452-Z6L-810	D6	38	5	37240-ZG5-004	C3	19	9
12110-Z6L-000	C1	17	2	16010-Z6L-003	C15	31	2	17101-Z6L-000	C1	17	10	28454-Z6L-810	D6	38	6				
12120-Z6L-000	C1	17	3	16013-Z6L-003	C15	31	3	17151-Z6L-000	C1	17	11					38000			
12208-Z6L-003	C9	25	1	16015-Z6L-003	C15	31	4	17210-Z6L-000	D1	33	1	30000				38216-Z2E-003	D11	43	10
12311-Z6L-000	C1	17	4	16016-Z6L-003	C15	31	5	17220-Z6L-000	D1	33	2	30201-PH9-004	D8	40	1				
12311-Z6L-800	C1	17	5	16024-124-760	C15	31	6	17223-Z6L-000	D1	33	3	30202-PZ1-003	D8	40	2	39000			
12312-Z6L-000	C1	17	6	16081-Z6L-003	C16	32	29	17228-Z6L-000	C15	31	19	30500-Z6L-003	D7	39	1	39700-Z6L-003	D11	43	11
12356-Z6L-000	C3	19	2	16100-Z6L-003	C15	31	7	17229-Z6L-000	C15	31	20	30551-Z6L-000	D7	39	2				
12367-Z6L-000	C3	19	3	16100-Z8N-003	C15	31	7	17230-Z6L-000	D1	33	4					55000			
				16100-Z9E-003	C15	31	7	17232-Z2E-000	D1	33	5	31000							
13000				16113-Z6L-003	C16	32	30	17235-Z6L-300	D1	33	6	31110-Z6L-003	D6	38	7	55109-GAA-000	D5	37	10
13010-Z6L-003	C8	24	1	16124-ZE0-005	C15	31	8	17236-Z6L-300	D1	33	7	31200-Z6L-003	D8	40	3				
13101-Z6L-000	C8	24	2	16148-141-881	C15	31	10	17369-KB4-670	C15	31	21	31203-PH9-004	D8	40	4	80000			
13111-Z6L-000	C8	24	3	16155-Z6L-003	C15	31	11	17410-Z6L-000	C15	31	22	31204-ZJ1-H02	D8	40	5	80152-958-680	D5	37	11
13210-Z6L-000	C8	24	4	16166-Z6L-003	C15	31	12	17417-Z6L-000	D1	33	8	31207-ZE9-H01	D8	40	6				
13211-Z6L-003	C8	24	5	16166-Z8N-003	C15	31	12	17526-MCA-000	D5	37	9	31208-Z6L-003	D8	40	7	84000			
13310-Z6L-000	C7	23	1	16176-Z2G-D51	C15	31	13	17850-Z6L-003	D11	43	1	31211-PH9-004	D8	40	8				
13310-Z6L-600	C7	23	2	16198-Z6L-000	C15	31	14	17910-Z6L-000	D11	43	2	31212-PH9-004	D8	40	9	84601-HA7-670	C14	30	8
13310-Z6L-620	C7	23	3	16200-Z6L-003	C15	31	15	17950-Z6L-000	D11	43	3	31217-Z0A-003	D8	40	10				
13310-Z6L-640	C7	23	4	16211-Z6L-000	C15	31	16	17951-ZV1-000	D11	43	4	31218-P64-N01	D8	40	11	87000			
13310-Z6L-650	C7	23	5	16215-MV4-000	C15	31	17					31219-Z6L-003	D8	40	12	87106-737-J00	D15	47	1
				16221-Z6L-000	C15	31	18	18000				31220-PH9-004	D8	40	13	87114-ZH7-000	D13	45	1
14000				16263-Z0G-010	D9	41	1	18310-Z6L-003	D2	34	3	31223-PA0-006	D8	40	14	87117-Z2E-800	D11	43	12
14100-Z6L-000	C9	25	2	16500-Z6L-000	D9	41	2	18310-Z6L-801	D3	35	3	31231-PH9-004	D8	40	15	87501-Z6L-000	D11	43	13
14410-Z6L-000	C9	25	3	16500-Z6L-800	D9	41	2	18321-Z6L-810	D4	36	1	31233-PH9-004	D8	40	16	87501-Z6L-800	D11	43	13
14431-Z6L-000	C9	25	4	16510-Z6L-000	C5	21	13	18321-Z6L-801	D4	36	2	31234-Z6L-000	D8	40	17	87502-Z6L-000	D11	43	13
14461-Z6L-000	C9	25	5	16511-Z6L-300	C5	21	14	18321-ZJ1-010	D2	34	4	31612-Z6L-000	D11	43	5	87502-Z6L-800	D11	43	14
14568-Z6L-000	C9	25	6	16512-Z6L-300	C5	21	15					31614-Z6L-000	D11	43	6	87516-Z2E-000	D13	45	2
14711-Z6L-000	C9	25	7	16513-Z6L-000	C5	21	16	18325-Z6L-800	D4	36	3	31630-Z6L-003	D7	39	3	87516-ZH7-010	D13	45	2
14721-Z6L-000	C9	25	8	16531-Z6L-000	C5	21	17	18330-Z6L-800	D4	36	4	31630-Z6L-801	D7	39	4	87521-Z6L-000	D13	45	3
14730-Z6L-000	C9	25	9	16534-Z6L-000	D9	41	3	18333-ZE3-800	D14	46	6	31750-735-013	D7	39	5	87521-Z6N-000	D13	45	3
14735-Z6L-000	C9	25	10	16541-Z6L-000	C3	19	7	18355-ZJ1-000	D2	34	5	31750-Z2E-803	D14	46	7	87521-Z8N-000	D13	45	3
14751-Z6L-000	C9	25	11	16550-Z6L-000	D9	41	4									87531-Z6L-000	D13	45	4
14763-Z6L-000	C9	25	12	16553-Z6L-000	D9	41	5	18371-Z6L-000	D4	36	6	32000				87539-737-J00	D15	47	2
14764-Z6L-000	C9	25	13	16555-Z6L-000	D9	41	6												
14771-ZE1-000	C9	25	14	16561-Z6L-000	D9	41	7												
				16562-Z6L-000	D9	41	8	19000				32105-Z6L-000	D14	46	8	90000			
				16576-891-000	D9	41	9					32110-Z6L-000	D7	39	6	90001-Z6L-000	C8	24	6
				16584-883-300	D9	41	10					32110-Z6L-800	D7	39	6	90002-ZG5-004	C3	19	10
15133-Z6L-000	C5	21	2	16592-ZJ1-000	D9	41	11	19511-Z6L-000	D6	38	1								
15140-Z6L-000	C5	21	3	16594-883-010	D14	46	1	19513-Z6L-000	D6	38	2								

PART NO. INDEX

E 2

Part Number	Address	Page	Ref.	Part Number	Address	Page	Ref.	Part Number	Address	Page	Ref.	Part Number	Address	Page	Ref.
90003-Z6L-000	C16	32	23	92900-08022-0E	C1	17	12								
90003-ZE3-600	D14	46	10	92900-08045-0B	D2	34	7	95701-06018-00	D1	33	13				
90005-Z6L-000	C14	30	9		D3	35	7	95701-06020-00	C6	22	28				
90011-Z0H-811	D11	43	15	92900-08060-0B	D2	34	8		C14	30	13				
90012-Z6L-000	C9	25	15		D3	35	8	95701-06022-00	C9	25	19				
90015-ZE3-790	D9	41	14	92900-10040-0B	C3	19	18	95701-06028-00	C6	22	29				
90101-SP1-003	D11	43	16					95701-06030-00	C1	17	15				
90102-VA4-000	D14	46	11	93000					D7	39	17				
90131-SOX-A00	D6	38	8					95701-06032-00	D7	39	18				
90201-Z6L-000	D6	38	9	93500-03008-0A	C3	19	19	95701-06035-00	C6	22	30				
90206-Z6L-000	C9	25	16	93500-04008-0A	D14	46	15	95701-06050-00	C1	17	16				
90325-044-000	D1	33	10	93500-04008-4J	D4	36	7	95701-06090-00	C6	22	31				
90380-GM9-740	C14	30	10	93500-04012-1H	C16	32	24	95701-08016-00	C1	17	17				
90380-MB2-000	D11	43	17	93500-05030-0A	D9	41	17	95701-08020-00	D2	34	11				
90402-Z6L-000	C7	23	6	93500-05040-0A	D9	41	18		D3	35	11				
90403-Z6L-000	C5	21	18	93500-05045-0A	D9	41	17		D4	36	10				
90404-Z6L-000	C3	19	11	93892-05010-18	C16	32	31	95701-08030-00	D4	36	11				
90471-ZE3-000	D14	46	12	93893-05008-07	D12	44	23	95701-08045-00	C6	22	32				
90551-ZE1-000	C8	24	7	93894-06016-00	D5	37	12	95701-08050-00	D6	38	11				
90601-Z6L-000	D11	43	18	93901-250J0	D2	34	6	95701-08060-00	D4	36	12				
90602-ZE1-000	C5	21	19		D3	35	6	95701-10040-00	D8	40	21				
	C9	25	17	93913-25310	D12	44	24								
90650-KV6-003	D7	39	11	93913-25580	C14	30	11	98000							
	D11	43	19					98079-5587G	C1	17	18				
90672-SB2-003	D7	39	12	94000				98200-43000	D12	44	25				
90681-763-A01	D11	43	20												
90705-Z6L-000	C8	24	8	94050-06000	D1	33	12	99000							
90707-Z6L-000	C5	21	20		D9	41	19								
	C9	25	18	94050-08000	C1	17	13								
90708-Z6L-000	C5	21	21		D2	34	9	99004-16170	D13	45	5				
90709-Z6L-000	C3	19	12		D3	35	9	99101-ZH8-0900	C16	32	26				
90741-ZE2-000	C7	23	7	94050-10000	C1	17	14	99101-ZH8-0920	C16	32	27				
90745-ZE2-600	C7	23	8	94070-08080	D8	40	20	99101-ZH8-0950	C16	32	26				
90802-Z6L-000	D1	33	11	94109-20000	C3	19	20	99101-ZH8-0980	C16	32	27				
90902-Z6L-000	C6	22	22	94251-10000	C3	19	21	99101-ZH8-1000	C16	32	26				
				94540-05018	D10	42	20								
91000					D14	46	16	99101-ZH8-1020	C16	32	26				
							17	99101-ZH8-1050	C16	32	26				
91002-ZG4-801	D8	40	19												
91201-Z6L-003	C3	19	13	95000				99101-ZH8-1100	C16	32	26				
91202-Z6L-003	C6	22	23												
91203-Z6L-003	C3	19	14	95002-02080	C16	32	25	99101-ZH8-1120	C16	32	26				
91301-Z6L-003	C6	22	24	95002-41000-08	D5	37	13								
91302-Z6L-003	C6	22	25	95002-41200-08	D5	37	14	99101-ZH8-1180	C16	32	26				
91308-PH9-000	C6	22	26	95002-70000	D5	37	15								
91308-Z6L-003	C3	19	15	95701-06008-00	D2	34	10	99204-ZE2-0400	C16	32	28				
	C6	22	27		D3	35	10	99204-ZE2-0450	C16	32	28				
91309-Z6L-000	C3	19	16		D4	36	8								
91508-GN2-000	D11	43	21		D7	39	14								
91565-SEL-003	D11	43	22	95701-06010-00	D10	42	21								
91601-Z6L-000	D7	39	13	95701-06012-00	D4	36	9								
					D5	37	16								
92000					D6	38	10								
					D7	39	15								
92301-04006-0H	D9	41	15	95701-06014-00	C4	20	22								
	D14	46	13		D5	37	17								
					D7	39	16								
92301-05016-0A	D9	41	16		D10	42	22								
92800-20000	C3	19	17	95701-06016-00	C4	20	23								

3

PART NAME INDEX

F 1

Part name	Address	Page	Ref.	Part name	Address	Page	Ref.	Part name	Address	Page	Ref.
[A]											
ARMATURE COMP.	D8	40	11	BOLT, FLANGE, 8X50	D6	38	11	CONTROL ASSY.	D9	41	2
ARM COMP., GOVERNOR	D9	41	4	BOLT, FLANGE, 8X60	D4	36	12	COVER ASSY., CRANKCASE	C5	21	1
ARM, SUB	D9	41	5	BOLT, GOVERNOR ARM	D9	41	14	COVER ASSY., FUSE	D11	43	10
ARM, THROTTLE LINKAGE	C15	31	9	BOLT, HEX., 3/8-24UNF	D14	46	10	COVER COMP., AIR CLEANER	D1	33	4
ARM, VALVE ROCKER	C9	25	4	BOLT, RECESSED, 4X6	D9	41	15	COVER COMP., FAN	C14	30	2
ARRESTER KIT	D2	34	2		D14	46	13	COVER, BREATHER	C3	19	2
	D3	35	2	BOLT, RECESSED, 5X16	D9	41	16	COVER, CONTROL	D11	43	5
ARRESTER, SPARK	D2	34	5					COVER, CYLINDER HEAD	C1	17	4
	D3	35	5	BOLT, SEALING	C3	19	4				
					C5	21	10	COVER, FUEL PUMP	C14	30	1
[B]											
BALL, STEEL,	C6	22	22	BOLT, SOCKET, 5X9	D11	43	15	COVER, TERMINAL	D8	40	18
BAND, MUFFLER	D4	36	6	BOLT, STUD, 10X40	C3	19	18	CRANKCASE ASSY.	C3	19	1
BAND, WIRE, 95MM	D7	39	11	BOLT, STUD, 8X22	C1	17	12	CRANKSHAFT COMP.	C7	23	1
	D11	43	19	BOLT, STUD, 8X45	D2	34	7				
BASE COMP., OIL FILTER	C5	21	7		D3	35	7				
				BOLT, STUD, 8X60	D2	34	8				
BEARING A	D8	40	19		D3	35	8				
BEARING A, CONNECTING ROD	C8	24	5	BOLT, THROUGH	D8	40	10				
BOLT, CONNECTING ROD, 7X38	C8	24	6	BRACKET, CONTROL BOX	D11	43	8	[D]			
BOLT, DRAIN PLUG, 20MM	C3	19	17	BRACKET, HARNESS	D7	39	8	DOWEL PIN, 12X20	C3	19	12
BOLT, ENGINE SETTING	D14	46	11	BRACKET, REGULATOR RECTIFIER	D7	39	9	DOWEL PIN, 8X10	C5	21	20
BOLT, FLANGE, 10X40	D8	40	21	BRACKET, SWITCH BOX	D11	43	6		C9	25	18
BOLT, FLANGE, 6X10	D10	42	21	BRUSH	D8	40	8	DOWEL PIN, 8X14	C5	21	21
BOLT, FLANGE, 6X106	C16	32	23	[C]				DOWEL PIN, 9X10	C8	24	8
BOLT, FLANGE, 6X12	D4	36	9	CABLE COMP., CHOKE	D11	43	3				
	D5	37	16	CABLE COMP., THROTTLE	D11	43	2	[E]			
	D6	38	10	CAMSHAFT ASSY.	C9	25	2	ELBOW COMP., AIR CLEANER	C15	31	22
	D7	39	15	CAP ASSY., OIL FILLER	C1	17	7	ELEMENT COMP., AIR CLEANER	D1	33	1
BOLT, FLANGE, 6X14	C4	20	22	CAP, BOOST	C15	31	17	EMBLEM	D13	45	3
	D5	37	17	CAP, CHOKE DUST	C15	31	10	E-RING, 5MM	D10	42	20
	D7	39	16	CAP, SEALING	D1	33	11		D14	46	16
	D10	42	22	CARBURETOR ASSY.	C15	31	7				
BOLT, FLANGE, 6X16	C4	20	23	CARTRIDGE, OIL FILTER	C5	21	6	[F]			
	C14	30	12	CASE COMP., AIR CLEANER	D1	33	2	FAN, COOLING	D6	38	1
BOLT, FLANGE, 6X18	D1	33	13	CHAMBER SET, FLOAT	C15	31	4	FILTER, BREATHER	C3	19	3
BOLT, FLANGE, 6X20	C6	22	28	CLAMP, HIGH TENSION CORD	D7	39	2	FLOAT SET	C15	31	3
	C14	30	13	CLAMP, OIL HOSE	D5	37	10	FLYWHEEL COMP.	D6	38	7
BOLT, FLANGE, 6X22	C9	25	19	CLAMP, TUBE	D5	37	13	FRAME COMP., COMMUTATOR END	D8	40	13
BOLT, FLANGE, 6X28	C6	22	29	CLIP, BREATHER TUBE	C15	31	21	FUSE, MINI	D12	44	25
BOLT, FLANGE, 6X30	C1	17	15	CLIP, COUPLER	D11	43	22				
	D7	39	17	CLIP, GOVERNOR HOLDER	C5	21	19	[G]			
	D7	39	18		C9	25	17	GASKET SET	C15	31	2
BOLT, FLANGE, 6X32	D7	39	18	CLIP, PISTON PIN, 18MM	C8	24	7	GASKET, EX. PIPE	D14	46	6
BOLT, FLANGE, 6X35	C6	22	30	CLIP, TUBE	C16	32	25	GAUGE COMP., OIL LEVEL	C5	21	11
BOLT, FLANGE, 6X50	C1	17	16	CLIP, WIRE HARNESS	D11	43	20	GEAR COMP., OIL PUMP	C5	21	3
BOLT, FLANGE, 6X8	D2	34	10	CLUTCH COMP., OVERRUNNING	D8	40	6	GOVERNOR ASSY.	C5	21	13
	D3	35	10	COIL ASSY., CHARGE	D7	39	3	GRID, SCREEN	D6	38	5
	D4	36	8	COIL ASSY., IGNITION	D7	39	1	GROMMET, AIR CLEANER	D1	33	5
	D7	39	14	COLLAR SET, CLUTCH STOP	D8	40	2	GROMMET, CONTROL BOX	D11	43	18
BOLT, FLANGE, 6X90	C6	22	31	COLLAR, FAN COVER	C14	30	3	GROMMET, CORD	D7	39	13
BOLT, FLANGE, 8X16	C1	17	17		D1	33	9				
BOLT, FLANGE, 8X20	D2	34	11	COLLAR, FUEL PUMP DISTANCE	D14	46	5	[H]			
	D3	35	11	COLLAR, VALVE LIFTER	C9	25	12	HANGER, ENGINE	C1	17	1
	D4	36	10								
BOLT, FLANGE, 8X30	D4	36	11								
BOLT, FLANGE, 8X45	C6	22	32								

PART NAME INDEX

Part name	Address	Page	Ref.	Part name	Address	Page	Ref.	Part name	Address	Page	Ref.
HARNES ASSY., ENGINE WIRE ...	D7	39	6	MUFFLER KIT	D2	34	1	[R]			
			7		D3	35	1				
HARNES ASSY., REGULATOR				[N]				RECTIFIER ASSY., REGULATOR	D14	46	7
RECTIFIER	D7	39	10					RECTIFIER COMP., REGULATOR	D7	39	5
HARNES ASSY., SUB WIRE	D14	46	8					RETAINER, IN. VALVE SPRING	C9	25	14
HEAD COMP., CYLINDER	C1	17	2	NOZZLE, MAIN	C15	31	12	RING SET, PISTON	C8	24	1
				NUT-WASHER, 8MM	D8	40	20	RING, SNAP	D8	40	1
HOLDER, BRUSH	D8	40	16	NUT, FENDER SETTING	C14	30	8	ROD ASSY., CONNECTING	C8	24	4
HOLDER, CABLE	D9	41	9	NUT, FLANGE, 10MM	C1	17	14	ROD COMP., PUSH	C9	25	3
				NUT, FLANGE, 6MM	D1	33	12	ROD, CHOKE CONTROL	D9	41	12
	D14	46	2		D9	41	19	ROD, GOVERNOR	D9	41	6
HOLDER, GOVERNOR WEIGHT	C5	21	15	NUT, FLANGE, 8MM	C1	17	13	ROTOR, OIL PUMP OUTER	C5	21	2
HOLDER, OIL FILTER	C5	21	9		D2	34	9	RUBBER, FUEL PUMP MOUNTING	D14	46	4
HOLDER, SCREEN GRID	D6	38	6		D3	35	9	RUBBER, RR. FENDER	D5	37	11
HOLDER, WIRE	D14	46	1	NUT, HEX.	D8	40	15				
HOUSING COMP., DRIVE SIDE	D8	40	7	NUT, HEX., 8MM	D8	40	14	[S]			
				NUT, SPECIAL	D6	38	9	SCREEN, FUEL STRAINER	C15	31	13
[I]				NUT, TAPPET ADJUSTING	C9	25	16	SCREW-WASHER, 4X8	C3	19	10
INSULATOR, BRUSH HOLDER	D8	40	17	NUT, TOOL BOX SETTING	D1	33	10	SCREW-WASHER, 5X10	C16	32	31
INSULATOR, CARBURETOR	C15	31	16	[O]				SCREW-WASHER, 5X8	D12	44	23
				OIL SEAL, 10X16X5	C3	19	14	SCREW-WASHER, 6X16	D5	37	12
[J]				OIL SEAL, 38X58X9	C3	19	13	SCREW SET	C15	31	5
JET SET, PILOT,	C16	32	28		C6	22	23	SCREW SET, DRAIN	C15	31	6
JET, MAIN,	C16	32	26	O-RING, 14.8X2.4	C6	22	24	SCREW, FLOAT	C16	32	29
				O-RING, 37.9X2.4	C3	19	16	SCREW, PAN, 3X8	C3	19	19
JOINT, FUEL RETURN	D5	37	9	O-RING, 8.8X1.9	C6	22	26	SCREW, PAN, 4X12	C16	32	24
JOINT, ROD	D9	41	1	O-RING, OIL PUMP	C6	22	25	SCREW, PAN, 4X8	D4	36	7
									D14	46	15
[K]				[P]				SCREW, PAN, 5X10.5	D11	43	21
KEY, 6.3X6.3X43	C7	23	8	PACKING, AIR CLEANER	C15	31	19	SCREW, PAN, 5X30	D9	41	17
KEY, SPECIAL WOODRUFF, 25X18 .	C7	23	7	PACKING, AIR CLEANER CASE	D1	33	8	SCREW, PAN, 5X40	D9	41	18
KNOB, AIR CLEANER COVER	D1	33	6	PACKING, CARBURETOR	C15	31	18	SCREW, PAN, 5X45	D9	41	17
KNOB, CHOKE	D11	43	4	PACKING, HEAD COVER	C1	17	6	SCREW, PAN, 5X10	C14	30	9
				PACKING, INTAKE MANIFOLD	C1	17	11	SCREW, SPECIAL, 6X15	C14	30	10
[L]				PACKING, OIL FILLER CAP	C1	17	8	SCREW, SPECIAL, 6X8	D11	43	17
LABEL, FUSE	D11	43	12	PACKING, OIL PASS	C3	19	15	SCREW, TAPPET ADJUSTING	C9	25	15
LABEL, WARNING	D13	45	1		C6	22	27	SCREW, TAPPING, 3X8	D11	43	16
LEVER ASSY., THROTTLE	D11	43	1	PANEL, CONTROL	D11	43	7	SCREW, TAPPING, 5X14	D12	44	24
LEVER, PINION DRIVE	D8	40	4	PIN, GOVERNOR WEIGHT	C5	21	16	SCREW, TAPPING, 5X20	C14	30	11
LIFTER ASSY., VALVE	C9	25	9	PIN, LOCK, 10MM	C3	19	21	SCREW, TAPPING, 5X8	D2	34	6
				PIN, PISTON	C8	24	3		D3	35	6
[M]				PIPE COMP., EX.	D4	36	4	SCREW, THROTTLE STOP	C15	31	8
MANIFOLD, INTAKE	C1	17	10	PIPE COMP., OIL LEVEL	C5	21	12	SCREW, TRUSS, 6X16	D6	38	8
MARK, ENGINE SWITCH	D11	43	13	PISTON	C8	24	2	SEAL, AIR CLEANER CASE	C15	31	20
MARK, FUEL WARNING	D15	47	1	PLATE	C16	32	30	SEAL, VALVE STEM	C9	25	1
MARK, HEAT CAUTION	D15	47	2	PLATE, COOLING FAN SETTING	D6	38	2	SHAFT COMP., VALVE LIFTER	C9	25	10
MARK, HONDA	D13	45	4	PLATE, STOPPER	C3	19	6	SHAFT, FR. P.T.O.	D6	38	4
MARK, OPERATOR CAUTION	D13	45	2	PLUG, OUTER CONNECTOR	D14	46	9	SHAFT, GOVERNOR ARM	C3	19	7
MARK, THROTTLE SWITCH	D11	43	14	PLUG, SPARK	C1	17	18	SHAFT, ROCKER ARM	C9	25	5
METER ASSY., HOUR	D11	43	11	PROTECTOR, FAN COVER	C14	30	4	SHROUD, L. LOWER	C14	30	7
MOTOR ASSY., STARTER	D8	40	3	PROTECTOR, MUFFLER	D2	34	4	SHROUD, R. LOWER	C14	30	6
MUFFLER COMP.	D2	34	3		D3	35	4	SHROUD, UPPER	C14	30	5
	D3	35	3	PUMP ASSY., FUEL	D5	37	1	SLIDER, GOVERNOR	C5	21	17
	D4	36	1		D14	46	3	SPRING, AIR CLEANER CASE COVER	D1	33	7
								SPRING, BRUSH	D8	40	9
								SPRING, CABLE RETURN	D9	41	11
								SPRING, CONTROL ADJUSTING	D9	41	10
								SPRING, GOVERNOR	D9	41	7



PART NAME INDEX

F 3

Part name	Address	Page	Ref.	Part name	Address	Page	Ref.	Part name	Address	Page	Ref.
SPRING, RELIEF VALVE	C5	21	5								
SPRING, STARTER	D9	41	3								
SPRING, THROTTLE RETURN	D9	41	8								
SPRING, VALVE	C9	25	11								
SPRING, VALVE LIFTER	C9	25	13								
SPRING, WEIGHT RETURN	C9	25	6								
STAY COMP., AIR CLEANER ELEMENT	D1	33	3								
STAY, FUEL PUMP	D5	37	2								
STAY, FUEL TUBE GROMMET	C1	17	9								
STAY, MUFFLER	D4	36	5								
STRAINER COMP., FUEL	D5	37	8								
STRAINER COMP., OIL	C5	21	4								
STRAP, CABLE, 105MM	D7	39	12								
SWITCH ASSY., COMBINATION	D11	43	9								
SWITCH ASSY., MAGNET	D8	40	5								
SWITCH ASSY., OIL LEVEL	C3	19	8								
SWITCH, OIL PRESSURE	C3	19	9								
[T]											
TUBE COMP. A, FUEL	D5	37	3								
TUBE COMP. B, FUEL	D5	37	4								
			5								
TUBE, BREATHER	C15	31	1								
TUBE, DIAPHRAGM	D5	37	7								
TUBE, DRAIN	C15	31	14								
TUBE, PURGE	D5	37	6								
[V]											
VALVE ASSY., SOLENOID	C15	31	15								
VALVE COMP., FLOAT	C15	31	11								
VALVE, EX.	C9	25	8								
VALVE, IN.	C9	25	7								
VALVE, OIL OUTLET	C3	19	5								
[W]											
WASHER, 10.5X40X4	D14	46	12								
WASHER, 6X16	C5	21	18								
WASHER, CRANKSHAFT THRUST	C7	23	6								
WASHER, DRAIN PLUG, 20MM	C3	19	20								
WASHER, PLAIN	C3	19	11								
WEIGHT, GOVERNOR	C5	21	14								
WRENCH, BOX	D13	45	5								
[Y]											
YOKE COMP.	D8	40	12								

1

FOREWORD INDEX

2

ENGINE GROUP

3

PART NUMBER INDEX

4

PART NAME INDEX

HONDA
The Power of Dreams

July 13, 2009



PARTS CATALOGUE NEWS

Honda Motor Co., Ltd. Service Division

PARTS CATALOGUE - CORRECTED

Printed in Japan

CODE NO.	13Z6NA01
PARTS CATALOGUE NEWS	GX630 GX660 GX690
NEWS NO.	001

Block No.	Ref. No.	Note	Part No.	Description	Reqd. QTY			Serial No.	Parts catalogue code
					GX 630	GX 660	GX 690		
E-28	2	T	87516-ZH7-010	MARK, OPERATOR CAUTION	1	1	1	-----	QKW1, VAY, VZE1, VZE8

NOTE A:PART NO. CHANGE D:NEWLY PROVIDED E:PART NO.DELETION K:REQUIRED NO. CORRECTION L:APPLICATION SERIAL NO. CORRECTION
T:APPLICATION CORRECTION Z:REMARKS CHANGE



PARTS CATALOGUE NEWS

Honda Motor Co., Ltd. Service Division

PARTS CATALOGUE - CORRECTED

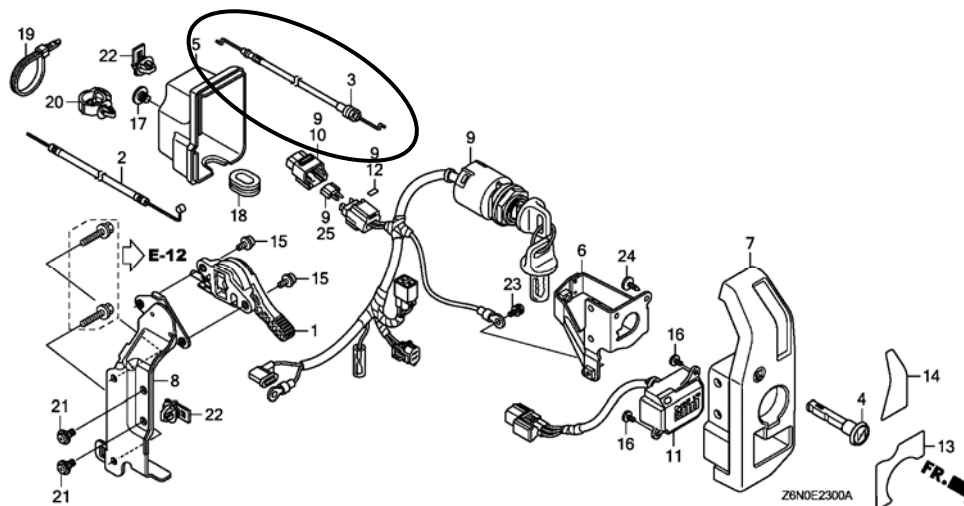
Printed in Japan

CODE NO.	13Z6NA01
PARTS CATALOGUE NEWS	GX630 GX660 GX690
NEWS NO.	002

Block No.	Ref. No.	Note	Part No.	Description	Reqd. QTY			Serial No.	Parts catalogue code
					GX 630	GX 660	GX 690		

E-23 CONTROL BOX

ILLUSTRATION CORRECTED



E-28	2	T	87516-ZH7-010	MARK, OPERATOR CAUTION (ENGLISH) (MADE IN JAPAN)	1	-	-	-----	-----	QKW1, VZE1, VZE8
		D	87516-ZK6-000	MARK, OPERATOR CAUTION (CHINESE) (MADE IN JAPAN)	-	1	1	-----	-----	VAY

NOTE A:PART NO. CHANGE D:NEWLY PROVIDED E:PART NO.DELETION K:REQUIRED NO. CORRECTION L:APPLICATION SERIAL NO. CORRECTION
T:APPLICATION CORRECTION Z:REMARKS CHANGE



PARTS CATALOGUE NEWS

Honda Motor Co., Ltd. Service Division

PARTS CATALOGUE - CORRECTED

Printed in Japan

CODE NO.	13Z6NA01
PARTS CATALOGUE NEWS	GX630 GX660 GX690
NEWS NO.	003

Block No.	Ref. No.	Note	Part No.	Description	Reqd. QTY			Serial No.	Parts catalogue code
					GX 630	GX 660	GX 690		
E-12	2	T	19610-Z6L-000ZB	COVER COMP., FAN *NH1*.....BLACK	1	1	1	-----	QKW1, VAY, VZE1, VZE8

NOTE A:PART NO. CHANGE D:NEWLY PROVIDED E:PART NO.DELETION K:REQUIRED NO. CORRECTION L:APPLICATION SERIAL NO. CORRECTION
T:APPLICATION CORRECTION Z:REMARKS CHANGE

September 28, 2009



PARTS CATALOGUE NEWS

Honda Motor Co., Ltd. Service Division

PARTS CATALOGUE - CORRECTED

Printed in Japan

CODE NO.	13Z6NA01
PARTS CATALOGUE NEWS	GX630 GX660 GX690
NEWS NO.	004

Block No.	Ref. No.	Note	Part No.	Description	Reqd. QTY			Serial No.	Parts catalogue code
					GX 630	GX 660	GX 690		
E-15	1	E	17210-Z6L-000	*PARTS NO. DELETION					
		D	17210-Z6L-010	ELEMENT COMP., AIR CLEANER ...	1	1	1		

NOTE A:PART NO. CHANGE D:NEWLY PROVIDED E:PART NO.DELETION K:REQUIRED NO. CORRECTION L:APPLICATION SERIAL NO. CORRECTION
T:APPLICATION CORRECTION Z:REMARKS CHANGE

October 17, 2009



PARTS CATALOGUE NEWS

Honda Motor Co., Ltd. Service Division

Printed in Japan

CODE NO.	13Z6NA01
PARTS CATALOGUE NEWS	GX630 GX660 GX690
NEWS NO.	005

GX630-QAFH,QKF,QKW2,QZK,VAY,VEPH,VXAH AND GX660/GX690-BAFH,TAFH,TDW1,TKW1,VXEH TYPES sales parts information

NOTE: This Parts Catalogue News explains only the parts of the different model that are produced to conform to addition of the GX630-QAFH,QKF,QKW2,QZK,VAY,VEPH,VXAH and GX660/GX690-BAFH,TAFH,TDW1,TKW1,VXEH types.

As for the parts not listed on this Parts Catalogue News, use the parts of the GX630-QKW1,VZE1 and GX660/GX690-VAY types.

•Models, parts catalogue codes and applicable serial numbers

Model	Type		Parts catalogue type	Applicable engine serial No.	Applicable carburetor identification No.		
GX630	QKW1	Base type	QKW1	GCBBK-1000001~	BK07A A		
	QAFH	Additional type	QAFH				
	QKF		QKF				
	QKW2		QKW2				
	QZK		QZK				
	VZE1	Base type	VZE1			GCBBK-1000001~	BK07A A
	VAY	Additional type	VAY				
	VEPH		VEPH				
	VXAH		VXAH				
GX660	VAY	Base type	VAY	GCBBK-1000001~	BK06A A		
	BAFH	Additional type	BAFH				
	TAFH		TAFH				
	TDW1		TDW1				
	TKW1		TKW1				
	VXEH		VXEH		BK06E A		
GX690	VAY	Base type	VAY	GCBDK-1000001~	BK05A A		
	BAFH	Additional type	BAFH				
	TAFH		TAFH				
	TDW1		TDW1				
	TKW1		TKW1				
	VXEH		VXEH		BK05D A		

BOOKNo. : 13Z6NA01

•Features of each type		Base type	Additional type					Base type	Additional type		
		GX630									
Specifications		Model	QKW1	QAFH	QKF	QKW2	QZK	VZE1	VAY	VEPH	VXAH
		Type									
Crankshaft	25.4 mm Ø Straight (L=138)		●	●	●	●	●				
	28.575 mm Ø Straight (L=162)										
	36.5 mm Ø Straight (L=175.2)										
	5/16" Tapered							●	●	●	●
	25 mm Ø Straight (L=129)										
	M10 Tapered										
Muffler	High-R		(●)	(●)	(●)	(●)	(●)	(●)	(●)	(●)	(●)
	High-L		(●)	(●)	(●)	(●)	(●)	(●)	(●)	(●)	(●)
	Side mount										(●)
Spark arrester			(●)	(●)	(●)	(●)	(●)	(●)	(●)	(●)	(●)
Deflector kit											(●)
Control box			●	●			●	●	●	●	●

PARTS CATALOGUE NEWS

BOOKNo. : 13Z6NA01

Specifications		Base type	Additional type					Base type	Additional type				
		Model	GX660					GX690					
		Type	VAY	BAFH	TAFH	TDW1	TKW1	VXEH	VAY	BAFH	TAFH	TDW1	TKW1
Crankshaft	25.4 mm Ø Straight (L=138)												
	28.575 mm Ø Straight (L=162)			●	●	●				●	●	●	
	36.5 mm Ø Straight (L=175.2)		●						●				
	5/16" Tapered	●					●	●					●
	25 mm Ø Straight (L=129)												
	M10 Tapered												
Muffler	High-R	(●)	(●)	(●)	(●)	(●)	(●)	(●)	(●)	(●)	(●)	(●)	(●)
	High-L	(●)	(●)	(●)	(●)	(●)	(●)	(●)	(●)	(●)	(●)	(●)	(●)
	Side mount												
Spark arrester		(●)	(●)	(●)	(●)	(●)	(●)	(●)	(●)	(●)	(●)	(●)	(●)
Deflector kit													
Control box		●	●	●		●	●	●	●	●		●	●

PARTS CATALOGUE NEWS

BOOKNo. : 13Z6NA01

Block No.	Ref. No.	Part No.	Description	Reqd. QTY			Base Part No.	Parts catalogue code
				GX 630	GX 660	GX 690		
E-3	1	11100-Z6L-000	CRANKCASE ASSY.	1	-	-	11100-Z6L-800	VAY
		11100-Z6L-800	1	1	1	11100-Z6L-000	QZK, VXEH
	4		BOLT, SEALING	0	-	-	15424-Z6L-000	VAY
		15424-Z6L-000	1	1	1		QZK, TDW1, VXEH
	8		SWITCH ASSY., OIL LEVEL	0	-	-	35480-Z6L-003	VAY
		35480-Z6L-003	1	1	1		QZK, VXEH
	9		SWITCH, OIL PRESSURE	0	0	0	37240-ZG5-004	QZK, TDW1, VXEH
		37240-ZG5-004	1	-	-		VAY
	10		SCREW-WASHER, 4X8	0	0	0	90002-ZG5-004	QZK, TDW1, VXEH
		90002-ZG5-004	1	-	-		VAY
	16		O-RING, 37.9X2.4	0	-	-	91309-Z6L-000	VAY
		91309-Z6L-000	1	1	1		QZK, VXEH
	23		BOLT, FLANGE, 6X16	0	-	-	95701-06016-00	VAY
	95701-06016-00	2	2	2		QZK, VXEH	
E-6	3	15140-Z6L-010	GEAR COMP., OIL PUMP	1	1	1	15140-Z6L-000	
	7		BASE COMP., OIL FILTER	0	-	-	15410-Z6L-000	VXAH
	8	15410-Z6L-800	BASE COMP., OIL FILTER	1	-	-		VXAH
	10	15424-Z6L-000	BOLT, SEALING	2	-	-	15424-Z6L-000	VXAH
	30	95701-06035-00	BOLT, FLANGE, 6X35	2	-	-		VXAH
	31		BOLT, FLANGE, 6X90	0	-	-	95701-06090-00	VXAH

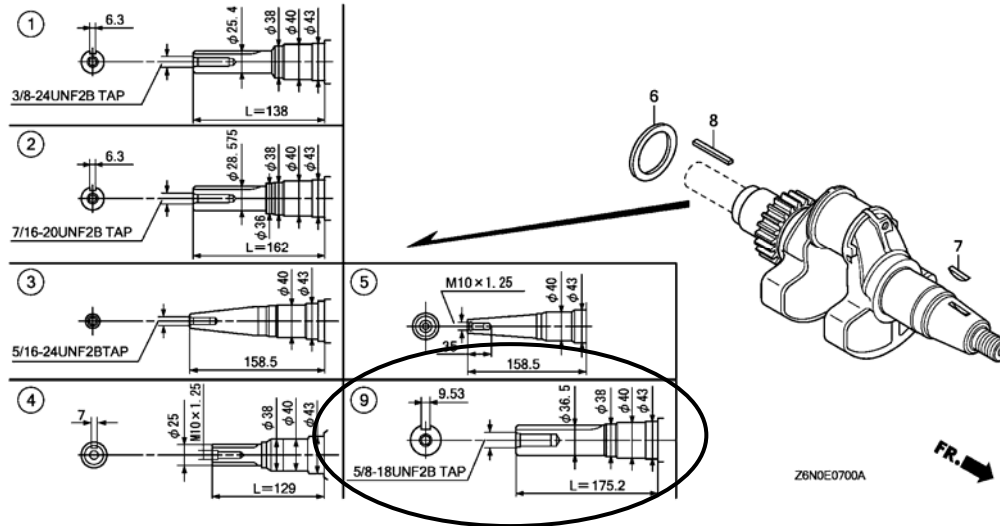
PARTS CATALOGUE NEWS

BOOKNo. : 13Z6NA01

Block No.	Ref. No.	Part No.	Description	Reqd. QTY			Base Part No.	Parts catalogue code
				GX 630	GX 660	GX 690		

E-7 CRANKSHAFT

Ref. No.	(Relative ref. Number) Description	FRT
1	(2, 3, 4, 5, 9) 1101F0 CRANKSHAFT	3. 2

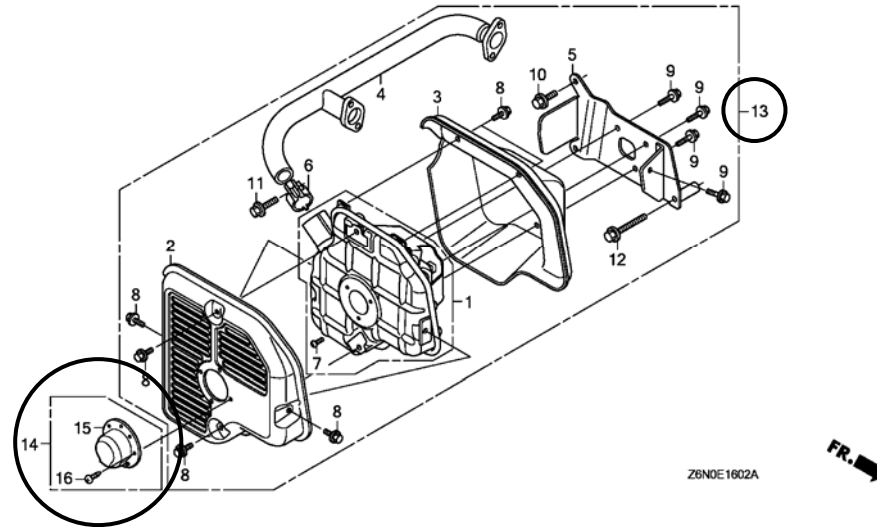


E-7	2	13310-Z6L-600	CRANKSHAFT COMP. (L=162)	-	1	1		TAFH, TDW1, TKW1
	3		CRANKSHAFT COMP.	-	0	0	13310-Z6L-620	BAFH, TAFH, TDW1, TKW1
	8		KEY, 6. 3X6. 3X43	0	-	-	90745-ZE2-600	QAFH, QKF, QKW2, QZK
	9	13310-Z6L-610	CRANKSHAFT COMP. (L=175. 2) ...	-	1	1		BAFH
E-12	2		COVER COMP., FAN *NH1*..... BLACK	0	0	0	19610-Z6L-000ZB	BAFH, QAFH, QZK, TAFH, VEPH, VXA, VXEH
E-14	7	16100-Z6L-851	CARBURETOR ASSY. (BK05D A) ...	-	-	1	16100-Z6L-003	VXEH
		16100-Z8N-851	CARBURETOR ASSY. (BK06E A) ...	-	1	-	16100-Z8N-003	VXEH

BOOKNo. : 13Z6NA01

Block No.	Ref. No.	Part No.	Description	Reqd. QTY			Base Part No.	Parts catalogue code
				GX 630	GX 660	GX 690		

E-16-2 MUFFLER (SIDE MOUNT)



E-16-2	1	18310-Z6L-810	MUFFLER COMP.	(1)	-	-	VXAH
	2	18321-Z6L-801	PROTECTOR, MUFFLER (OUTSIDE) .	(1)	-	-	VXAH
	3	18325-Z6L-800	PROTECTOR, MUFFLER (INSIDE) ..	(1)	-	-	VXAH
	4	18330-Z6L-800	PIPE COMP., EX.	(1)	-	-	VXAH
	5	18338-Z6L-800	STAY, MUFFLER	(1)	-	-	VXAH
	6	18371-Z6L-000	BAND, MUFFLER	(1)	-	-	VXAH
	7	93500-04008-4J	SCREW, PAN, 4X8	(3)	-	-	VXAH
	8	95701-06008-00	BOLT, FLANGE, 6X8	(6)	-	-	VXAH
	9	95701-06012-00	BOLT, FLANGE, 6X12	(4)	-	-	VXAH
	10	95701-08020-00	BOLT, FLANGE, 8X20	(2)	-	-	VXAH
	11	95701-08030-00	BOLT, FLANGE, 8X30	(1)	-	-	VXAH
	12	95701-08060-00	BOLT, FLANGE, 8X60	(1)	-	-	VXAH

PARTS CATALOGUE NEWS

BOOKNo. : 13Z6NA01

Block No.	Ref. No.	Part No.	Description	Reqd. QTY			Base Part No.	Parts catalogue code
				GX 630	GX 660	GX 690		
	13	06183-Z6L-811	MUFFLER KIT (SIDE)	(1)	-	-	VXAH	
	14	06184-Z6L-810	DEFLECTOR KIT. (SIDE)	(1)	-	-	VXAH	
	15	18431-Z6L-000	DEFLECTOR, MUFFLER	(1)	-	-	VXAH	
	16	90055-ZE1-000	SCREW, TAPPING, 4X6	(3)	-	-	VXAH	
E-20	3		COIL ASSY., CHARGE (17A)	-	0	0	31630-Z6L-003	TKW1, VXEH
		31630-Z6L-003	1	-	-		QAFH, QKF, QKW2
	4		COIL ASSY., CHARGE (2.7A)	0	-	-	31630-Z6L-801	QAFH, QKF, QKW2
		31630-Z6L-801	-	1	1		TKW1, VXEH
	5		RECTIFIER COMP., REGULATOR (5A)	0	-	-	31750-735-013	QAFH, QKF, QKW2
		31750-735-013	-	1	1		TKW1, VXEH
	6	32110-Z6L-000	HARNESS ASSY., ENGINE WIRE ...	1	1	1		QKF, QKW2, TDW1
	7		HARNESS ASSY., ENGINE WIRE ...	0	-	-	32110-Z6L-810	QKF, QKW2
			-	0	0	32110-Z6L-840	TDW1
		32110-Z6L-810	-	1	1	32110-Z6L-840	VXEH
		32110-Z6L-840	1	-	-	32110-Z6L-810	QAFH
		32110-Z6L-850	1	-	-	32110-Z6L-810	VAY
		32110-Z6L-850	-	1	1	32110-Z6L-840	TKW1
	9		BRACKET, REGULATOR RECTIFIER .	0	-	-	32115-Z6L-000	QAFH, QKF, QKW2
		32115-Z6L-000	-	1	1		TKW1, VXEH
	10		HARNESS ASSY., REGULATOR RECTIFIER	0	-	-	32183-Z6L-000	QAFH, QKF, QKW2
		32183-Z6L-000	-	1	1		TKW1, VXEH
	12	90672-SB2-003	STRAP, CABLE, 105MM (BLACK) ...	1	1	1		QKF, QKW2, TDW1
	14		BOLT, FLANGE, 6X8	0	-	-	95701-06008-00	QAFH, QKF, QKW2

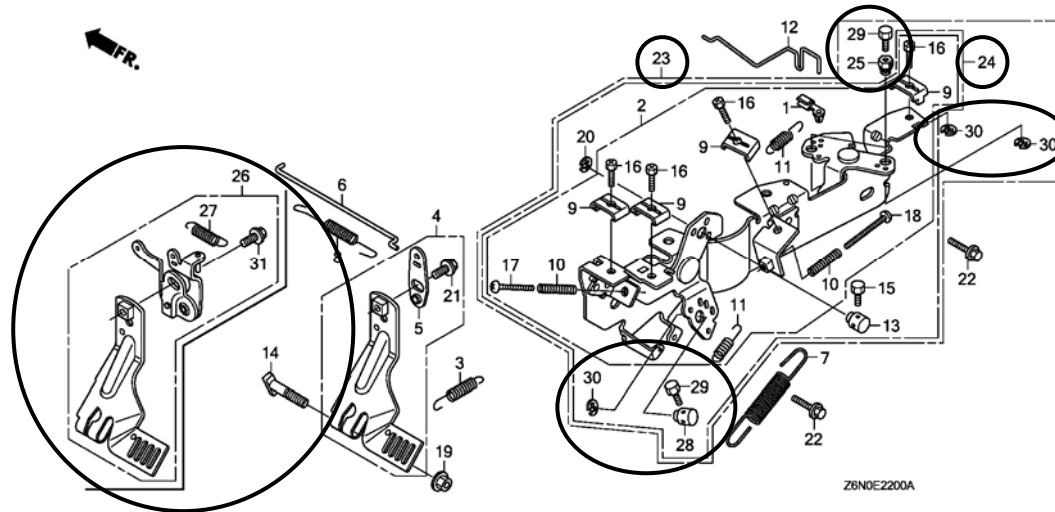
PARTS CATALOGUE NEWS

BOOKNo. : 13Z6NA01

Block No.	Ref. No.	Part No.	Description	Reqd. QTY			Base Part No.	Parts catalogue code
				GX 630	GX 660	GX 690		
		95701-06008-00	-	1	1	TKW1, VXEH	
	16		BOLT, FLANGE, 6X14	0	-	-	95701-06014-00 QAFH, QKF, QKW2	
		95701-06014-00	-	1	1	TKW1, VXEH	
	17		BOLT, FLANGE, 6X30	0	-	-	95701-06030-00 QAFH, QKF, QKW2	
		95701-06030-00	-	1	1	TKW1, VXEH	
	18	95701-06032-00	BOLT, FLANGE, 6X32	8	7	7	95701-06032-00 QKF, QKW2, TKW1, VXEH	

E-22 CONTROL

Ref. No.	(Relative ref. Number)	Description	FRT
2	(23, 24)		
1161A5		CONTROL, THROTTLE/GOVERNOR ...	0.4
4	(26)		
1161A0		ARM, GOVERNOR	0.3



E-22	2	CONTROL ASSY.	0	-	-	16500-Z6L-000	BAFH, TAFH, TDW1, TKW1
			-	0	0		
		16500-Z6L-800	-	1	1	16500-Z6L-000	VXEH
	4	ARM COMP., GOVERNOR	-	0	0	16550-Z6L-000	VXEH
	5	ARM, SUB	-	0	0	16553-Z6L-000	VXEH
	9	16576-891-000 HOLDER, CABLE	-	2	2	16576-891-000	VXEH

PARTS CATALOGUE NEWS

BOOKNo. : 13Z6NA01

Block No.	Ref. No.	Part No.	Description	Reqd. QTY			Base Part No.	Parts catalogue code
				GX 630	GX 660	GX 690		
	10	16584-883-300	SPRING, CONTROL ADJUSTING	-	1	1	16584-883-300	VXEH
	13		HOLDER, CABLE	-	0	0	16617-Z6L-000	VXEH
	15		BOLT, RECESSED, 4X6	-	0	0	92301-04006-0H	VXEH
	16	92301-05016-0A	BOLT, RECESSED, 5X16	-	2	2	92301-05016-0A	VXEH
	17	93500-05045-0A	SCREW, PAN, 5X45	-	1	1	93500-05030-0A	VXEH
	18		SCREW, PAN, 5X40	-	0	0	93500-05040-0A	VXEH
	20		E-RING, 5MM	-	0	0	94540-05018	VXEH
	21		BOLT, FLANGE, 6X10	-	0	0	95701-06010-00	VXEH
	23	16500-Z6L-810	CONTROL ASSY.	1	1	1		QKF, QKW2, TDW1
	24	16500-Z6L-830	CONTROL ASSY.	1	1	1		BAFH, QAFH, QZK, TAFH, TKW1, VAY, VEPH, VXAH
	25	16594-883-010	HOLDER, WIRE	2	2	2		QKF, QKW2, TDW1
	26	16550-Z6L-800	ARM COMP., GOVERNOR	-	1	1		VXEH
	27	16592-Z6L-800	SPRING, RETURN	-	1	1		VXEH
	28	16617-Z6L-000	HOLDER, CABLE	1	-	-		
				-	1	1		BAFH, TAFH, TDW1, TKW1
	29	92301-04006-0H	BOLT, RECESSED, 4X6	1	1	1		BAFH, QAFH, QZK, TAFH, TKW1, VAY, VEPH, VXAH
				3	3	3		QKF, QKW2, TDW1
	30	94540-05018	E-RING, 5MM	1	1	1		BAFH, QAFH, QZK, TAFH, TKW1, VAY, VEPH, VXAH
				3	3	3		QKF, QKW2, TDW1
	31	96001-06010-00	BOLT, FLANGE, 6X10	-	1	1		VXEH

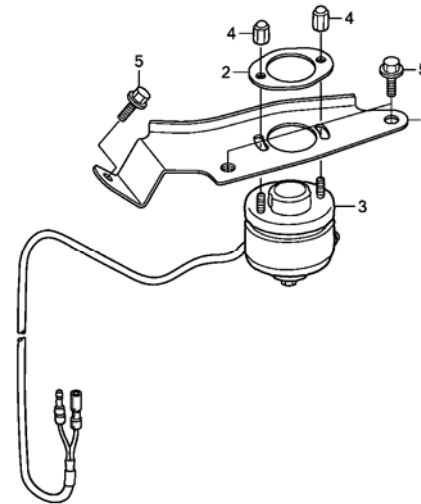
PARTS CATALOGUE NEWS

BOOKNo. : 13Z6NA01

Block No.	Ref. No.	Part No.	Description	Reqd. QTY			Base Part No.	Parts catalogue code
				GX 630	GX 660	GX 690		

E-22-20 AUTO THROTTLE

Ref. No.	(Relative ref. Number)	Description	FRT
3	6151A6	SOLENOID, ROTARY	0.3



Z6NOE2220

E-22-20	1	36335-Z6L-000	STAY, SOLENOID	-	1	1		VXEH
	2	36337-Z6L-000	PLATE, SOLENOID	-	1	1		VXEH
	3	36350-Z6L-003	SOLENOID ASSY., ROTARY	-	1	1		VXEH
	4	90202-ZJ1-840	NUT, SPECIAL CAP	-	2	2		VXEH
	5	95701-06014-00	BOLT, FLANGE, 6X14	-	3	3		VXEH
E-23	1		LEVER ASSY., THROTTLE	0	0	0	17850-Z6L-003	QKF, QKW2, TDW1, VXEH
	2		CABLE COMP., THROTTLE	0	0	0	17910-Z6L-000	QKF, QKW2, TDW1, VXEH
	3		CABLE COMP., CHOKE	0	0	0	17950-Z6L-000	QKF, QKW2, TDW1
	4		KNOB, CHOKE	0	0	0	17951-ZV1-000	QKF, QKW2, TDW1
	5		COVER, CONTROL	0	0	0	31612-Z6L-000	QKF, QKW2, TDW1
	6		BRACKET, SWITCH BOX	0	0	0	31614-Z6L-000	QKF, QKW2, TDW1
	7		PANEL, CONTROL	0	0	0	32346-Z6L-000	QKF, QKW2, TDW1

PARTS CATALOGUE NEWS

BOOKNo. : 13Z6NA01

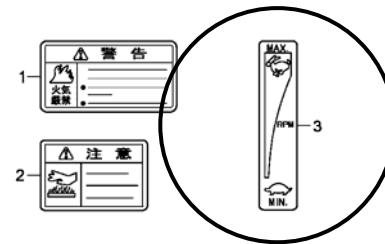
Block No.	Ref. No.	Part No.	Description	Reqd. QTY			Base Part No.	Parts catalogue code
				GX 630	GX 660	GX 690		
		32346-Z6L-800	-	1	1	32346-Z6L-000	VXEH
	8		BRACKET, CONTROL BOX	0	0	0	32347-Z6L-000	QKF, QKW2, TDW1
	9		SWITCH ASSY., COMBINATION	0	0	0	35100-Z6L-003	QKF, QKW2, TDW1
	10		COVER ASSY., FUSE	0	0	0	38216-Z2E-003	QKF, QKW2, TDW1
	11		METER ASSY., HOUR	0	0	0	39700-Z6L-003	QKF, QKW2, TDW1
	12		LABEL, FUSE (30A)	0	0	0	87117-Z2E-800	QKF, QKW2, TDW1
	13		MARK, ENGINE SWITCH	0	0	0	87501-Z6L-800	QKF, QKW2, TDW1
		87501-Z6L-000	1	1	1	87501-Z6L-800	QZK, VXEH
		87501-Z6L-800	1	-	-	87501-Z6L-000	VAY
	14		MARK, THROTTLE SWITCH	0	0	0	87502-Z6L-000	QKF, QKW2, TDW1
		87502-Z6L-800	-	1	1	87502-Z6L-000	VXEH
	15		BOLT, SOCKET, 5X9	0	0	0	90011-Z0H-811	QKF, QKW2, TDW1, VXEH
	16		SCREW, TAPPING, 3X8 (PO)	0	0	0	90101-SP1-003	QKF, QKW2, TDW1
	17		SCREW, SPECIAL, 6X8	0	0	0	90380-MB2-000	QKF, QKW2, TDW1
	18		GROMMET, CONTROL BOX	0	0	0	90601-Z6L-000	QKF, QKW2, TDW1
	19		BAND, WIRE, 95MM	0	0	0	90650-KV6-003	QKF, QKW2, TDW1
	20		CLIP, WIRE HARNESS	0	0	0	90681-763-A01	QKF, QKW2, TDW1
	21		SCREW, PAN, 5X10.5	0	0	0	91508-GN2-000	QKF, QKW2, TDW1
	22		CLIP, COUPLER (BLACK)	0	0	0	91565-SEL-003	QKF, QKW2, TDW1
	23		SCREW-WASHER, 5X8	0	0	0	93893-05008-07	QKF, QKW2, TDW1
	24		SCREW, TAPPING, 5X14 (PO)	0	0	0	93913-25310	QKF, QKW2, TDW1
	25		FUSE, MINI (30A)	0	0	0	98200-43000	QKF, QKW2, TDW1
E-28	2	87516-ZK6-000	MARK, OPERATOR CAUTION (CHINESE) (MADE IN JAPAN)	1	-	-	87516-ZH7-010	QAFH, VAY, VEPH, VXAH
		87516-Z6L-800	MARK, OPERATOR CAUTION	1	-	-	87516-ZH7-010	QKF, QKW2, QZK

PARTS CATALOGUE NEWS

BOOKNo. : 13Z6NA01

Block No.	Ref. No.	Part No.	Description	Reqd. QTY			Base Part No.	Parts catalogue code
				GX 630	GX 660	GX 690		
		87516-Z6L-800	-	1	1	87516-ZK6-000	TDW1, TKW1
	5		WRENCH, BOX (P16X17)	0	-	-	99004-16170	QAFH, QKF, QKW2, QZK
		99004-16170	1	1	1		TKW1, VEPH
E-40	7		RECTIFIER ASSY., REGULATOR (20A)	-	0	0	31750-Z2E-803	TKW1, VXEH
		31750-Z2E-803	1	-	-		QAFH, QKF, QKW2
	8		HARNESS ASSY., SUB WIRE	-	0	0	32105-Z6L-000	TKW1, VXEH
		32105-Z6L-000	1	-	-		QAFH, QKF, QKW2
	9		PLUG, OUTER CONNECTOR	-	0	0	32824-ZV5-003	TKW1, VXEH
		32824-ZV5-003	1	-	-		QAFH, QKF, QKW2

E-40-1 OTHER PARTS (LABEL)



Z6NOE4001A

E-40-1	3	87532-ZH7-800	MARK, THROTTLE INDICATION	-	-	1	TDW1	
--------	---	---------------	--------------------------------	---	---	---	------	--



PARTS CATALOGUE NEWS

Honda Motor Co., Ltd. Service Division

PARTS CATALOGUE - CORRECTED

Printed in Japan

CODE NO.	13Z6NA01
PARTS CATALOGUE NEWS	GX630 GX660 GX690
NEWS NO.	006

Block No.	Ref. No.	Note	Part No.	Description	Reqd. QTY			Serial No.	Parts catalogue code
					GX 630	GX 660	GX 690		
E-20	7	L	32110-Z6L-810	HARNESS ASSY., ENGINE WIRE ...	1	1	1	-----	QZK, TXF3, VEPH, VXAH, VXEH, VZE1
					1	-	-	-----	1000004 QKW1
	T	32110-Z6L-850	1	-	-	-----	VAY	
				1	-	-	1000005	-----	QKW1
				-	1	1	-----	TKW1	
9	L	32115-Z6L-000	BRACKET, REGULATOR RECTIFIER .	1	1	1	-----	QKW1, QZK, TKW1, TXF3, VEPH, VXAH, VXEH, VZE1	
				1	-	-	-----	VAY	
				1	-	-	-----	1000001 SAE1	
				1	-	-	-----	1000003 VZE8	
				1	-	-	-----	1000001 SAE1	
14	L	95701-06008-00	BOLT, FLANGE, 6X8	1	1	1	-----	QKW1, QZK, TKW1, TXF3, VEPH, VXAH, VXEH, VZE1	
				1	-	-	-----	VAY	
				1	-	-	-----	1000001 SAE1	
				1	-	-	-----	1000003 VZE8	
				1	-	-	-----	1000001 SAE1	
16	L	95701-06014-00	BOLT, FLANGE, 6X14	1	1	1	-----	QKW1, QZK, TKW1, TXF3, VEPH, VXAH, VXEH, VZE1	
				1	-	-	-----	VAY	
				1	-	-	-----	1000001 SAE1	

NOTE A:PART NO. CHANGE D:NEWLY PROVIDED E:PART NO.DELETION K:REQUIRED NO. CORRECTION L:APPLICATION SERIAL NO. CORRECTION
T:APPLICATION CORRECTION Z:REMARKS CHANGE

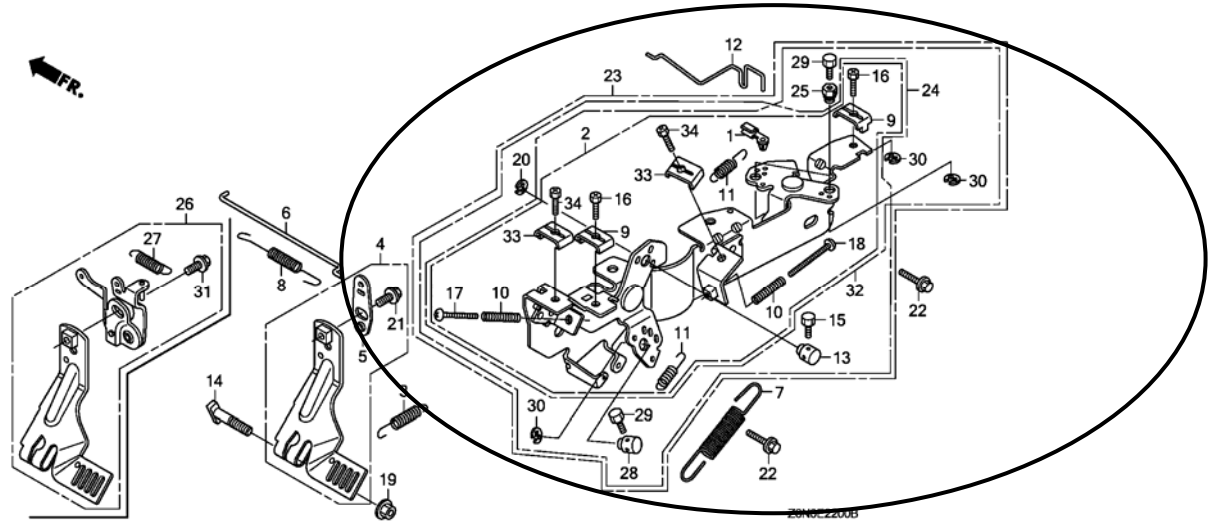
PARTS CATALOGUE NEWS

BOOKNo. : 13Z6NA01

Block No.	Ref. No.	Note	Part No.	Description	Reqd. QTY			Serial No.	Parts catalogue code
					GX 630	GX 660	GX 690		
					1	-	-	----- 1000003	VZE8
	17	L	95701-06030-00	BOLT, FLANGE, 6X30	1	1	1	-----	QKW1, QZK, TKW1, TXF3, VEPH, VXAH, VXEH, VZE1
					1	-	-	-----	VAY
					1	-	-	----- 1000001	SAE1
					1	-	-	----- 1000003	VZE8
	18	T	95701-06032-00	BOLT, FLANGE, 6X32	7	7	7	-----	QKW1, QZK, SAE1, TKW1, TXF3, VEPH, VXAH, VXEH, VZE1, VZE8
					7	8	8	-----	VAY
					8	8	8	-----	BAFH, QAFH, QKF, QKW2, QWD, QWF, TAFH, TAF5, TDW1

E-22 CONTROL

Ref. No.	(Relative ref. Number)	Description	FRT
2	(23, 24, 32)		
1161A5		CONTROL, THROTTLE/GOVERNOR ...	0.4



E-22	2	L	16500-Z6L-000	CONTROL ASSY.	1	-	-	----- 1000001	QWD, QWF, SAE1
					1	-	-	----- 1000004	QKW1, VZE1
					-	1	1	-----	TAF5, TXF3, VAY
		L	16500-Z6L-800	1	-	-	----- 1000003	VZE8

NOTE A:PART NO. CHANGE D:NEWLY PROVIDED E:PART NO.DELETION K:REQUIRED NO. CORRECTION L:APPLICATION SERIAL NO. CORRECTION
T:APPLICATION CORRECTION Z:REMARKS CHANGE

PARTS CATALOGUE NEWS

BOOKNo. : 13Z6NA01

Block No.	Ref. No.	Note	Part No.	Description	Reqd. QTY			Serial No.	Parts catalogue code	
					GX 630	GX 660	GX 690			
					-	1	1	-----	VXEH	
	9	K	16576-891-000	HOLDER, CABLE	2	2	2			
	13	T	16617-Z6L-000	HOLDER, CABLE	1	1	1	-----	BAFH, QAFH, QKF, QKW1, QKW2, QZK, TAFH, TDW1, TKW1, VAY, VEPH VXAH, VZE1	
					1	-	-	1000002	-----	QWD, QWF, SAE1
	15	T	92301-04006-0H	BOLT, RECESSED, 4X6	1	1	1	-----	BAFH, QAFH, QKF, QKW1, QKW2, QZK, TAFH, TDW1, TKW1, VAY, VEPH VXAH, VZE1	
					1	-	-	1000002	-----	QWD, QWF, SAE1
	16	K	92301-05016-0A	BOLT, RECESSED, 5X16	2	2	2			
	20	T	94540-05018	E-RING, 5MM	1	1	1	-----	BAFH, QAFH, QKF, QKW1, QKW2, QZK, TAFH, TDW1, TKW1, VAY, VEPH VXAH, VZE1	
					1	-	-	1000002	-----	QWD, QWF, SAE1
	23	T	16500-Z6L-810	CONTROL ASSY.	1	1	1	-----	QKF, QKW2, TDW1	
					1	-	-	1000002	-----	QWD, QWF, SAE1
	24	T	16500-Z6L-830	CONTROL ASSY.	1	1	1	-----	BAFH, QAFH, QZK, TAFH, TKW1, VEPH, VXAH	
					1	-	-	-----	VAY	
					1	-	-	1000005	-----	QKW1, VZE1
	25	T	16594-883-010	HOLDER, WIRE	2	2	2	-----	QKF, QKW2, TDW1	
					2	-	-	1000002	-----	QWD, QWF, SAE1
					2	-	-	1000004	-----	VZE8
	32	D	16500-Z6L-820	CONTROL ASSY.	1	-	-	1000004	-----	VZE8
	33	D	16576-891-000	HOLDER, CABLE	2	2	2	-----	BAFH, QAFH, QKF, QKW2, QWD, QWF, QZK, SAE1, TAFH, TAF5, TDW1 TKW1, TXF3, VAY, VEPH, VXAH	
					2	-	-	-----	1000003	VZE8
					2	-	-	1000005	-----	QKW1, VZE1
	34	D	92301-05016-0A	BOLT, RECESSED, 5X16	2	2	2	-----	BAFH, QAFH, QKF, QKW2, QWD, QWF, QZK, SAE1, TAFH, TAF5, TDW1 TKW1, TXF3, VAY, VEPH, VXAH	

NOTE A:PART NO. CHANGE D:NEWLY PROVIDED E:PART NO.DELETION K:REQUIRED NO. CORRECTION L:APPLICATION SERIAL NO. CORRECTION
T:APPLICATION CORRECTION Z:REMARKS CHANGE

PARTS CATALOGUE NEWS

BOOKNo. : 13Z6NA01

Block No.	Ref. No.	Note	Part No.	Description	Reqd. QTY			Serial No.	Parts catalogue code
					GX 630	GX 660	GX 690		
					2	-	-	----- 1000003	VZE8
					2	-	-	1000005 -----	QKW1, VZE1
E-28	2	L	87516-ZH7-010	MARK, OPERATOR CAUTION (ENGLISH) (MADE IN JAPAN)	1	-	-	----- -----	VZE1, VZE8
					1	-	-	----- 1000004	QKW1
		T	87516-Z6L-800	MARK, OPERATOR CAUTION	1	1	1	----- -----	QKF, QKW2, QZK, TDW1, TKW1
					1	-	-	1000005 -----	QKW1
E-40	1	L	16594-883-010	HOLDER, WIRE	1	-	-	----- 1000001	QWD, QWF, SAE1
					1	-	-	----- 1000003	VZE8
					-	1	1	----- -----	TAF5, TXF3
	2	L	16617-Z6L-000	HOLDER, CABLE	1	-	-	----- 1000001	QWD, QWF, SAE1
					-	1	1	----- -----	TAF5, TXF3
	13	L	92301-04006-0H	BOLT, RECESSED, 4X6	1	-	-	----- 1000001	QWD, QWF, SAE1
					1	-	-	----- 1000003	VZE8
					-	1	1	----- -----	TAF5, TXF3
	14	L	92301-04006-0H	BOLT, RECESSED, 4X6	1	-	-	----- 1000001	QWD, QWF, SAE1
					-	1	1	----- -----	TAF5, TXF3
	16	L	94540-05018	E-RING, 5MM	1	-	-	----- 1000001	QWD, QWF, SAE1
					1	-	-	----- 1000003	VZE8
					-	1	1	----- -----	TAF5, TXF3
	17	L	94540-05018	E-RING, 5MM	1	-	-	----- 1000001	QWD, QWF, SAE1
					-	1	1	----- -----	TAF5, TXF3

NOTE A:PART NO. CHANGE D:NEWLY PROVIDED E:PART NO.DELETION K:REQUIRED NO. CORRECTION L:APPLICATION SERIAL NO. CORRECTION
T:APPLICATION CORRECTION Z:REMARKS CHANGE



PARTS CATALOGUE NEWS

Honda Motor Co., Ltd. Service Division

Printed in Japan

CODE NO.	13Z6NA01
PARTS CATALOGUE NEWS	GX630 GX660 GX690
NEWS NO.	007

GX630/GX690-VYE3 TYPES sales parts information

NOTE: This Parts Catalogue News explains only the parts of the different model that are produced to conform to addition of the GX630/GX690-VYE3 types.

As for the parts not listed on this Parts Catalogue News, use the parts of the GX630/GX690-VAY types.

•Models, parts catalogue codes and applicable serial numbers

Model	Type		Parts catalogue type	Applicable engine serial No.	Applicable carburetor identification No.
GX630	VAY	Base type	VAY	GCBBK-1000001~	BK07A A
	VYE3	Additional type	VYE3		
GX690	VAY	Base type	VAY	GCBDK-1000001~	BK05A A
	VYE3	Additional type	VYE3		

BOOKNo. : 13Z6NA01

•Features of each type		Base type	Additional type	Base type	Additional type
		GX630		GX690	
Specifications		VAY	VYE3	VAY	VYE3
Crankshaft	Model				
	Type				
	25.4 mm Ø Straight (L=138)				
	28.575 mm Ø Straight (L=162)				
	36.5 mm Ø Straight (L=175.2)				
	5/16" Tapered	●	●	●	●
Muffler	25 mm Ø Straight (L=129)				
	M10 Tapered				
	High-R	(●)		(●)	
Spark arrester	High-L	(●)	●	(●)	●
	Side mount				
Deflector kit		(●)	●	(●)	●
Control box		●		●	

PARTS CATALOGUE NEWS

BOOKNo. : 13Z6NA01

Block No.	Ref. No.	Part No.	Description	Reqd. QTY			Base Part No.	Parts catalogue code
				GX 630	GX 660	GX 690		
E-3	1	11100-Z6L-800	CRANKCASE ASSY.	1	-	1	11100-Z6L-000	
	4	15424-Z6L-000	BOLT, SEALING	1	-	1		
	8	35480-Z6L-003	SWITCH ASSY., OIL LEVEL	1	-	1		
	9		SWITCH, OIL PRESSURE	0	-	0	37240-ZG5-004	
	10		SCREW-WASHER, 4X8	0	-	0	90002-ZG5-004	
	16	91309-Z6L-000	O-RING, 37.9X2.4	1	-	1		
	23	95701-06016-00	BOLT, FLANGE, 6X16	2	-	2		
E-6	1	11300-Z6L-010	COVER ASSY., CRANKCASE	1	-	1	11300-Z6L-000	
	3	15140-Z6L-010	GEAR COMP., OIL PUMP	-	-	1	15140-Z6L-000	
	13	16510-Z6L-010	GOVERNOR ASSY.	1	-	1	16510-Z6L-000	
	14	16511-Z6L-310	WEIGHT, GOVERNOR	3	-	3	16511-Z6L-300	
	15	16512-Z6L-310	HOLDER, GOVERNOR WEIGHT	1	-	1	16512-Z6L-300	
E-16	1		MUFFLER KIT (HIGH-R)	(0)	-	(0)	06183-Z6L-010	
	2		ARRESTER KIT (HIGH)	(0)	-	(0)	06185-Z6L-000	
	3		MUFFLER COMP. (HIGH-R)	(0)	-	(0)	18310-Z6L-003	
	4		PROTECTOR, MUFFLER (HIGH) (FUTABA)	(0)	-	(0)	18321-ZJ1-010	
	5		ARRESTER, SPARK	(0)	-	(0)	18355-ZJ1-000	
	6		SCREW, TAPPING, 5X8	(0)	-	(0)	93901-250J0	
	7		BOLT, STUD, 8X45	(0)	-	(0)	92900-08045-0B	
	8		BOLT, STUD, 8X60	(0)	-	(0)	92900-08060-0B	
	9		NUT, FLANGE, 8MM	(0)	-	(0)	94050-08000	
	10		BOLT, FLANGE, 6X8	(0)	-	(0)	95701-06008-00	
	11		BOLT, FLANGE, 8X20	(0)	-	(0)	95701-08020-00	
E-16-1	1		MUFFLER KIT (HIGH-L)	(0)	-	(0)	06183-Z6L-801	

PARTS CATALOGUE NEWS

BOOKNo. : 13Z6NA01

Block No.	Ref. No.	Part No.	Description	Reqd. QTY			Base Part No.	Parts catalogue code
				GX 630	GX 660	GX 690		
	2		ARRESTER KIT (HIGH)	(0)	-	(0)	06185-Z6L-000	
	3	18310-Z6L-801	MUFFLER COMP. (HIGH-L)	1	-	1	18310-Z6L-801	
	4	18321-ZJ1-010	PROTECTOR, MUFFLER (HIGH) (FUTABA)	1	-	1	18321-ZJ1-010	
	5		ARRESTER, SPARK	(0)	-	(0)	18355-ZJ1-000	
	6		SCREW, TAPPING, 5X8	(0)	-	(0)	93901-250J0	
	7	92900-08045-0B	BOLT, STUD, 8X45	1	-	1	92900-08045-0B	
	8	92900-08060-0B	BOLT, STUD, 8X60	1	-	1	92900-08060-0B	
	9	94050-08000	NUT, FLANGE, 8MM	2	-	2	94050-08000	
	10	95701-06008-00	BOLT, FLANGE, 6X8	6	-	6	95701-06008-00	
	11	95701-08020-00	BOLT, FLANGE, 8X20	2	-	2	95701-08020-00	
E-20	3		COIL ASSY., CHARGE (17A)	-	-	0	31630-Z6L-003	
	4	31630-Z6L-801	COIL ASSY., CHARGE (2.7A)	-	-	1		
	5		RECTIFIER COMP., REGULATOR (5A)	0	-	-	31750-735-013	
	6	32110-Z6L-800	HARNESS ASSY., ENGINE WIRE ...	1	-	1		
	7		HARNESS ASSY., ENGINE WIRE ...	-	-	0	32110-Z6L-840	
			0	-	-	32110-Z6L-850	
	9		BRACKET, REGULATOR RECTIFIER .	0	-	-	32115-Z6L-000	
	10		HARNESS ASSY., REGULATOR RECTIFIER	0	-	-	32183-Z6L-000	
	12	90672-SB2-003	STRAP, CABLE, 105MM (BLACK) ...	1	-	1		
	14		BOLT, FLANGE, 6X8	0	-	-	95701-06008-00	
	16		BOLT, FLANGE, 6X14	0	-	-	95701-06014-00	
	17		BOLT, FLANGE, 6X30	0	-	-	95701-06030-00	
	18	95701-06032-00	BOLT, FLANGE, 6X32	-	-	7	95701-06032-00	

PARTS CATALOGUE NEWS

BOOKNo. : 13Z6NA01

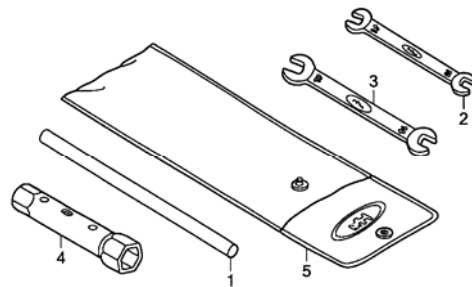
Block No.	Ref. No.	Part No.	Description	Reqd. QTY			Base Part No.	Parts catalogue code
				GX 630	GX 660	GX 690		
E-22	2	16500-Z6L-000	CONTROL ASSY.	1	-	-		
	13		HOLDER, CABLE	0	-	0	16617-Z6L-000	
	15		BOLT, RECESSED, 4X6	0	-	0	92301-04006-0H	
	20		E-RING, 5MM	0	-	0	94540-05018	
	24		CONTROL ASSY.	0	-	-	16500-Z6L-830	
	28		HOLDER, CABLE	0	-	-	16617-Z6L-000	
	29		BOLT, RECESSED, 4X6	0	-	-	92301-04006-0H	
	30		E-RING, 5MM	0	-	-	94540-05018	
E-23	1		LEVER ASSY., THROTTLE	0	-	0	17850-Z6L-003	
	2		CABLE COMP., THROTTLE	0	-	0	17910-Z6L-000	
	3		CABLE COMP., CHOKE	0	-	0	17950-Z6L-000	
	4		KNOB, CHOKE	0	-	0	17951-ZV1-000	
	5		COVER, CONTROL	0	-	0	31612-Z6L-000	
	6		BRACKET, SWITCH BOX	0	-	0	31614-Z6L-000	
	7		PANEL, CONTROL	0	-	0	32346-Z6L-000	
	8		BRACKET, CONTROL BOX	0	-	0	32347-Z6L-000	
	9		SWITCH ASSY., COMBINATION	0	-	0	35100-Z6L-003	
	10		COVER ASSY., FUSE	0	-	0	38216-Z2E-003	
	11		METER ASSY., HOUR	0	-	0	39700-Z6L-003	
	12		LABEL, FUSE (30A)	0	-	0	87117-Z2E-800	
	13		MARK, ENGINE SWITCH	0	-	0	87501-Z6L-800	
	14		MARK, THROTTLE SWITCH	0	-	0	87502-Z6L-000	
	15		BOLT, SOCKET, 5X9	0	-	0	90011-Z0H-811	
	16		SCREW, TAPPING, 3X8 (PO)	0	-	0	90101-SP1-003	

PARTS CATALOGUE NEWS

BOOKNo. : 13Z6NA01

Block No.	Ref. No.	Part No.	Description	Reqd. QTY			Base Part No.	Parts catalogue code
				GX 630	GX 660	GX 690		
	17		SCREW, SPECIAL, 6X8	0	-	0	90380-MB2-000	
	18		GROMMET, CONTROL BOX	0	-	0	90601-Z6L-000	
	19		BAND, WIRE, 95MM	0	-	0	90650-KV6-003	
	20		CLIP, WIRE HARNESS	0	-	0	90681-763-A01	
	21		SCREW, PAN, 5X10.5	0	-	0	91508-GN2-000	
	22		CLIP, COUPLER (BLACK)	0	-	0	91565-SEL-003	
	23		SCREW-WASHER, 5X8	0	-	0	93893-05008-07	
	24		SCREW, TAPPING, 5X14 (PO)	0	-	0	93913-25310	
	25		FUSE, MINI (30A)	0	-	0	98200-43000	
E-28	2		MARK, OPERATOR CAUTION (CHINESE) (MADE IN JAPAN)	0	-	0	87516-ZK6-000	

E-29 TOOL



Z6NOE2900

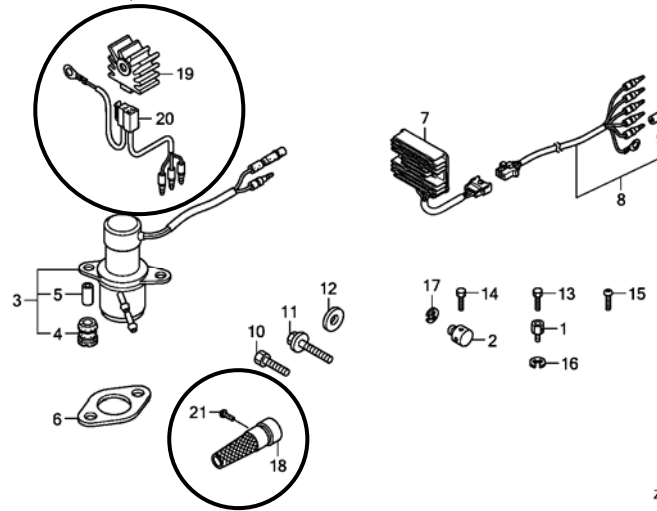
E-29	1	89219-805-000	HANDLE, BOX WRENCH	1	-	1		
------	---	---------------	--------------------------	---	---	---	--	--

PARTS CATALOGUE NEWS

BOOKNo. : 13Z6NA01

Block No.	Ref. No.	Part No.	Description	Reqd. QTY			Base Part No.	Parts catalogue code
				GX 630	GX 660	GX 690		
	2	99001-10120	SPANNER, 10X12	1	-	1		
	3	99001-14170	SPANNER, 14X17	1	-	1		
	4	99004-16170	WRENCH, BOX (P16X17)	1	-	1		
	5	99008-02300	BAG, TOOL, 230MM	1	-	1		

E-40 OTHER PARTS (FUEL PUMP) (REGULATOR RECTIFIER)



E-40	7		RECTIFIER ASSY., REGULATOR (20A)	-	-	0	31750-Z2E-803	
	8		HARNESS ASSY., SUB WIRE	-	-	0	32105-Z6L-000	
	9		PLUG, OUTER CONNECTOR	-	-	0	32824-ZV5-003	
	18	18355-ZJ1-000	ARRESTER, SPARK	1	-	1		
	19	31750-735-013	RECTIFIER COMP., REGULATOR (5A)	1	-	1		
	20	32183-Z6L-000	HARNESS ASSY., REGULATOR RECTIFIER	1	-	1		

PARTS CATALOGUE NEWS

BOOKNo. : 13Z6NA01

Block No.	Ref. No.	Part No.	Description	Reqd. QTY			Base Part No.	Parts catalogue code
				GX 630	GX 660	GX 690		
	21	93901-250J0	SCREW, TAPPING, 5X8	1	-	1		



PARTS CATALOGUE NEWS

Honda Motor Co., Ltd. Service Division

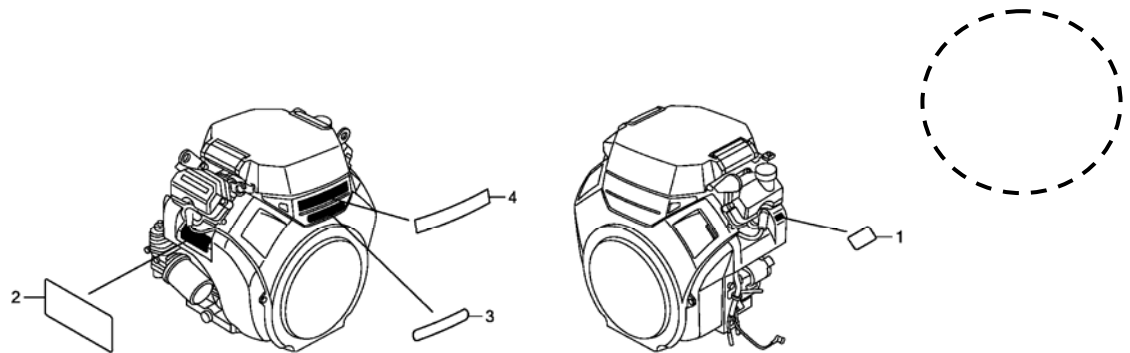
PARTS CATALOGUE - CORRECTED

Printed in Japan

CODE NO.	13Z6NA01
PARTS CATALOGUE NEWS	GX630 GX660 GX690
NEWS NO.	008

Block No.	Ref. No.	Note	Part No.	Description	Reqd. QTY			Serial No.	Parts catalogue code
					GX 630	GX 660	GX 690		

E-28 LABEL



Z6N0E2800A

E-28	5	E	99004-16170	*PARTS NO. DELETION					
E-29	4	T	99004-16170	WRENCH, BOX (P16X17)	1	1	1	-----	QKW1, QWD, SAE1, TAF5, TKW1, TXF3, VEPH, VYE3

NOTE A:PART NO. CHANGE D:NEWLY PROVIDED E:PART NO.DELETION K:REQUIRED NO. CORRECTION L:APPLICATION SERIAL NO. CORRECTION
T:APPLICATION CORRECTION Z:REMARKS CHANGE



PARTS CATALOGUE NEWS

Honda Motor Co., Ltd. Service Division

PARTS CATALOGUE - CORRECTED

Printed in Japan

CODE NO.	13Z6NA01
PARTS CATALOGUE NEWS	GX630 GX660 GX690
NEWS NO.	009

Block No.	Ref. No.	Note	Part No.	Description	Reqd. QTY			Serial No.	Parts catalogue code
					GX 630	GX 660	GX 690		
E-22	17	E	93500-05045-0A	*PARTS NO. DELETION					
		D	93500-05040-0A	SCREW, PAN, 5X40	1	1	1	-----	VXEH, VZE8
	18	E	93500-05040-0A	*PARTS NO. DELETION					
		D	93500-05045-0A	SCREW, PAN, 5X45	1	1	1	-----	BAFH, QAFH, QKF, QKW1, QKW2, QWD, QWF, QZK, SAE1, TAFH, TAF5, TDW1, TKW1, TXF3, VAY, VEPH, VXAH, VYE3, VZE1
	23	L	16500-Z6L-810	CONTROL ASSY.	1	1	1	-----	QKF, QKW2, QWD, QWF, SAE1, TAF5, TDW1, TXF3
	24	L	16500-Z6L-830	CONTROL ASSY.	1	-	-	-----	QAFH, QKW1, QZK, VAY, VEPH, VXAH, VZE1
					-	1	1	-----	BAFH, TAFH, TKW1, VAY
	32	L	16500-Z6L-820	CONTROL ASSY.	1	-	-	-----	VZE8

NOTE A:PART NO. CHANGE D:NEWLY PROVIDED E:PART NO.DELETION K:REQUIRED NO. CORRECTION L:APPLICATION SERIAL NO. CORRECTION
T:APPLICATION CORRECTION Z:REMARKS CHANGE



PARTS CATALOGUE NEWS

Honda Motor Co., Ltd. Service Division

PARTS CATALOGUE - CORRECTED

Printed in Japan

CODE NO.	13Z6NA01
PARTS CATALOGUE NEWS	GX630 GX660 GX690
NEWS NO.	010

Block No.	Ref. No.	Note	Part No.	Description	Reqd. QTY			Serial No.	Parts catalogue code				
					GX 630	GX 660	GX 690						
E-6	8		15410-Z6L-800	BASE COMP., OIL FILTER	1	-	-	-----	VXAH				
					1	-	-	-----	1000098 QWD				
					A	15410-Z6L-820	1	-	-	1000099	-----	QWD
E-16-2	3		18325-Z6L-800	PROTECTOR, MUFFLER (INSIDE) ..	1	-	-	-----	1000098 QWD				
					(1)	-	-	-----	1000098 VXAH				
					K	18325-Z6L-801	1	-	-	1000099	-----	QWD
					(1)	-	-	1000099	-----	VXAH			
E-22	2		16500-Z6L-000	CONTROL ASSY.	1	-	-	-----	1000254 VYE3				
					-	1	1	-----	TAF5, TXF3, VAY, VYE3				
					A	16500-Z6L-010	1	-	-	1000255	-----	VYE3
					16500-Z6L-800	-	1	-	-----	VXEH		
					-	-	1	-----	1000090 VXEH				
A	16500-Z6L-801	-	-	1	1000091	-----	VXEH					

NOTE A:PART NO. CHANGE D:NEWLY PROVIDED E:PART NO.DELETION K:REQUIRED NO. CORRECTION L:APPLICATION SERIAL NO. CORRECTION
T:APPLICATION CORRECTION Z:REMARKS CHANGE



PARTS CATALOGUE NEWS

Honda Motor Co., Ltd. Service Division

PARTS CATALOGUE - CORRECTED

Printed in Japan

CODE NO.	13Z6NA01
PARTS CATALOGUE NEWS	GX630 GX660 GX690
NEWS NO.	011

Block No.	Ref. No.	Note	Part No.	Description	Reqd. QTY			Serial No.	Parts catalogue code	
					GX 630	GX 660	GX 690			
E-6	3	E	15140-Z6L-000	*PARTS NO. DELETION	-	-	-	-----	-----	
		T	15140-Z6L-010	GEAR COMP., OIL PUMP	1	1	1	-----	-----	
E-22	26		16550-Z6L-800	ARM COMP., GOVERNOR	-	1	-	-----	-----	VXEH
					-	-	1	-----	1000154	VXEH
		A	16550-Z6L-801	-	-	1	1000155	-----	VXEH

NOTE A:PART NO. CHANGE D:NEWLY PROVIDED E:PART NO.DELETION K:REQUIRED NO. CORRECTION L:APPLICATION SERIAL NO. CORRECTION
T:APPLICATION CORRECTION Z:REMARKS CHANGE



PARTS CATALOGUE NEWS

Honda Motor Co., Ltd.

Customer Service Technology Development Division

Printed in Japan

CODE NO.	13Z6NA01
PARTS CATALOGUE NEWS	GX630 GX660 GX690
NEWS NO.	012

GX630-SYA1 TYPE sales parts information

NOTE: This Parts Catalogue News explains only the parts of the different model that are produced to conform to addition of the GX630-SYA1 type.

As for the parts not listed on this Parts Catalogue News, use the parts of the GX630-SAE1 type.

•Models, parts catalogue codes and applicable serial numbers

Model	Type		Parts catalogue type	Applicable engine serial No.	Applicable carburetor identification No.
GX630	SAE1	Base type	SAE1	GCBBK-1000001~	BK07A A
	SYA1	Additional type	SYA1		BK07F A

BOOKNo. : 13Z6NA01

•Features of each type		Base type	Additional type
Model		GX630	
Specifications		SAE1	SYA1
Type			
Crankshaft	25.4 mm Ø Straight (L=138)		
	28.575 mm Ø Straight (L=162)		
	36.5 mm Ø Straight (L=175.2)		
	5/16" Tapered		
	25 mm Ø Straight (L=129)	●	●
	M10 Tapered		
Muffler	High-R		(●)
	High-L	●	(●)
	Side mount		
Spark arrester			(●)
Deflector kit			
Control box			

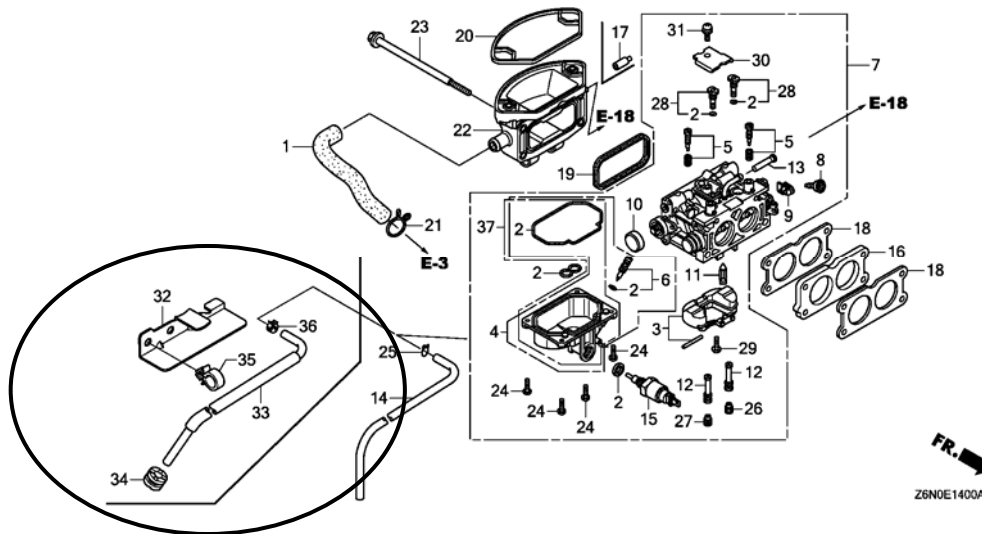
PARTS CATALOGUE NEWS

BOOKNo. : 13Z6NA01

Block No.	Ref. No.	Part No.	Description	Reqd. QTY			Base Part No.	Parts catalogue code
				GX 630	GX 660	GX 690		
E-3	1	11100-Z6L-811	CRANKCASE ASSY.	1	-	-	11100-Z6L-000	
	7	16541-Z6L-010	SHAFT, GOVERNOR ARM	1	-	-	16541-Z6L-000	
E-6	1	11300-Z6L-010	COVER ASSY., CRANKCASE	1	-	-	11300-Z6L-000	
	7	15410-Z6L-840	BASE COMP., OIL FILTER	1	-	-	15410-Z6L-000	
	13	16510-Z6L-010	GOVERNOR ASSY.	1	-	-	16510-Z6L-000	
	14	16511-Z6L-310	WEIGHT, GOVERNOR	3	-	-	16511-Z6L-300	
	15	16512-Z6L-310	HOLDER, GOVERNOR WEIGHT	1	-	-	16512-Z6L-300	
E-12	2	19610-Z6L-000ZB	COVER COMP., FAN *NH1*..... BLACK	1	-	-	19610-Z6L-000ZA	
	7	19642-Z6L-810	SHROUD, L. LOWER	1	-	-	19642-Z6L-000	

E-14 CARBURETOR

Ref. No.	(Relative ref. Number) Description	FRT
4	(37) CHAMBER SET, FLOAT AND/OR GASKET, FLOAT CHAMBER	0.6



E-14	2	16010-Z6L-911	GASKET SET	1	-	-	16010-Z6L-003	
	4		CHAMBER SET, FLOAT	0	-	-	16015-Z6L-003	

PARTS CATALOGUE NEWS

BOOKNo. : 13Z6NA01

Block No.	Ref. No.	Part No.	Description	Reqd. QTY			Base Part No.	Parts catalogue code
				GX 630	GX 660	GX 690		
	6		SCREW SET, DRAIN	0	-	-	16024-124-760	
	7	16100-Z9E-931	CARBURETOR ASSY. (BK07F A)	1	-	-	16100-Z9E-003	
	12	16166-Z9E-931	NOZZLE, MAIN	2	-	-	16166-Z8N-003	
	14		TUBE, DRAIN	0	-	-	16198-Z6L-000	
	17	16215-MV4-000	CAP, BOOST	1	-	-		
	25		CLIP, TUBE (B8)	0	-	-	95002-02080	
	26	99101-Z9E-0900	JET, MAIN, #90	(1)	-	-	99101-ZH8-0900	
		99101-Z9E-0950	JET, MAIN, #95	(1)	-	-	99101-ZH8-0950	
		99101-Z9E-1020	JET, MAIN, #102	1	-	-	99101-ZH8-1020	
	27	99101-Z9E-0920	JET, MAIN, #92	(1)	-	-	99101-ZH8-0920	
		99101-Z9E-0980	JET, MAIN, #98	(1)	-	-	99101-ZH8-0980	
		99101-Z9E-1050	JET, MAIN, #105	1	-	-	99101-ZH8-1050	
	32	16191-Z6L-800	GUARD, DRAIN HOSE	1	-	-		
	33	16192-Z6L-800	HOSE COMP., DRAIN	1	-	-		
	34	19051-KA3-830	RUBBER, RADIATOR MOUNTING	1	-	-		
	35	90659-680-013	CLIP, WIRE HARNESS	1	-	-		
	36	95002-40850-08	CLAMP, TUBE (D8.5)	1	-	-		
	37	16015-Z6L-911	CHAMBER SET, FLOAT	1	-	-		
E-16	1	06183-Z6L-010	MUFFLER KIT (HIGH-R)	(1)	-	-		
	2	06185-Z6L-000	ARRESTER KIT (HIGH)	(1)	-	-		
	3	18310-Z6L-003	MUFFLER COMP. (HIGH-R)	(1)	-	-		
	4	18321-ZJ1-010	PROTECTOR, MUFFLER (FUTABA) (HIGH)	(1)	-	-		
	5	18355-ZJ1-000	ARRESTER, SPARK	(1)	-	-		
	6	93901-250J0	SCREW, TAPPING, 5X8	(1)	-	-		

PARTS CATALOGUE NEWS

BOOKNo. : 13Z6NA01

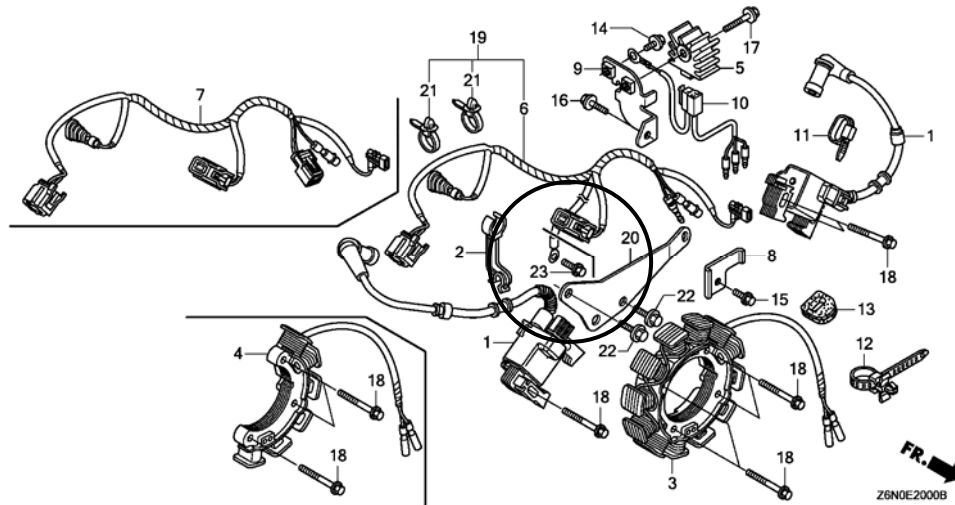
Block No.	Ref. No.	Part No.	Description	Reqd. QTY			Base Part No.	Parts catalogue code
				GX 630	GX 660	GX 690		
	7	92900-08045-0B	BOLT, STUD, 8X45	(1)	-	-		
	8	92900-08060-0B	BOLT, STUD, 8X60	(1)	-	-		
	9	94050-08000	NUT, FLANGE, 8MM	(2)	-	-		
	10	95701-06008-00	BOLT, FLANGE, 6X8	(6)	-	-		
	11	95701-08020-00	BOLT, FLANGE, 8X20	(2)	-	-		
E-16-1	1	06183-Z6L-801	MUFFLER KIT (HIGH-L)	(1)	-	-		
	2	06185-Z6L-000	ARRESTER KIT (HIGH)	(1)	-	-		
	3	18310-Z6L-801	MUFFLER COMP. (HIGH-L)	(1)	-	-		
	4	18321-ZJ1-010	PROTECTOR, MUFFLER (FUTABA) (HIGH)	(1)	-	-		
	5	18355-ZJ1-000	ARRESTER, SPARK	(1)	-	-		
	6	93901-250J0	SCREW, TAPPING, 5X8	(1)	-	-		
	7	92900-08045-0B	BOLT, STUD, 8X45	(1)	-	-		
	8	92900-08060-0B	BOLT, STUD, 8X60	(1)	-	-		
	9	94050-08000	NUT, FLANGE, 8MM	(2)	-	-		
	10	95701-06008-00	BOLT, FLANGE, 6X8	(6)	-	-		
	11	95701-08020-00	BOLT, FLANGE, 8X20	(2)	-	-		
E-18	1		PUMP ASSY., FUEL	0	-	-	16700-Z6L-003	
	2		STAY, FUEL PUMP	0	-	-	16711-Z6L-000	
	3	16850-Z6L-010	TUBE COMP. A, FUEL (FKM)	1	-	-	16850-Z6L-000	
	4		TUBE COMP. B, FUEL (FKM)	0	-	-	16860-Z6L-000	
	5	16860-Z6L-800	TUBE COMP. B, FUEL (FKM)	1	-	-		
	6		TUBE, PURGE	0	-	-	16870-Z6L-000	
	7		TUBE, DIAPHRAGM	0	-	-	16882-Z6L-000	
	9	17526-MCA-000	JOINT, FUEL RETURN	1	-	-		

PARTS CATALOGUE NEWS

BOOKNo. : 13Z6NA01

Block No.	Ref. No.	Part No.	Description	Reqd. QTY			Base Part No.	Parts catalogue code
				GX 630	GX 660	GX 690		
	10	55109-GAA-000	CLAMP, OIL HOSE	1	-	-		
	12		SCREW-WASHER, 6X16	0	-	-	93894-06016-00	
	13	95002-41000-08	CLAMP, TUBE (D10)	3	-	-	95002-41000-08	
	14	95002-41200-08	CLAMP, TUBE (D12)	1	-	-		
	15		CLIP, TUBE (C11)	0	-	-	95002-70000	
	16	95701-06012-00	BOLT, FLANGE, 6X12	1	-	-		
	17		BOLT, FLANGE, 6X14	0	-	-	95701-06014-00	

E-20 IGNITION COIL



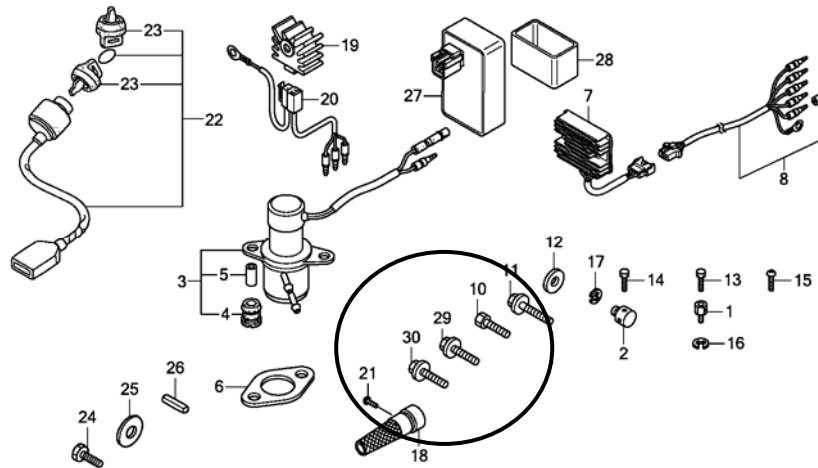
E-20	3	31630-Z6L-003	COIL ASSY., CHARGE (17A)	1	-	-		
	4		COIL ASSY., CHARGE (2. 7A)	0	-	-	31630-Z6L-801	
	5		RECTIFIER COMP., REGULATOR (5A)	0	-	-	31750-735-013	
	6	32110-Z6N-000	HARNESS ASSY., ENGINE WIRE	1	-	-	32110-Z6L-000	
	9		BRACKET, REGULATOR RECTIFIER	0	-	-	32115-Z6L-000	

PARTS CATALOGUE NEWS

BOOKNo. : 13Z6NA01

Block No.	Ref. No.	Part No.	Description	Reqd. QTY			Base Part No.	Parts catalogue code
				GX 630	GX 660	GX 690		
	10		HARNESS ASSY., REGULATOR RECTIFIER	0	-	-	32183-Z6L-000	
	14		BOLT, FLANGE, 6X8	0	-	-	95701-06008-00	
	16		BOLT, FLANGE, 6X14	0	-	-	95701-06014-00	
	17		BOLT, FLANGE, 6X30	0	-	-	95701-06030-00	
	18	95701-06032-00	BOLT, FLANGE, 6X32	8	-	-	95701-06032-00	
	23	95701-06018-00	BOLT, FLANGE, 6X18	1	-	-		
E-22	4	16550-Z6L-010	ARM COMP., GOVERNOR	1	-	-	16550-Z6L-000	
	23	16500-Z6L-811	CONTROL ASSY.	1	-	-	16500-Z6L-810	
E-28	2	87516-Z6L-800	MARK, OPERATOR CAUTION	1	-	-	87516-Z2E-000	
E-29	4		WRENCH, BOX (P16X17)	0	-	-	99004-16170	

E-40 OTHER PARTS (FUEL PUMP) (REGULATOR RECTIFIER)



Z6NOE4000C

E-40	6	18333-ZE3-801	GASKET, EX. PIPE	2	-	-	18333-ZE3-800	
------	---	---------------	------------------	---	---	---	---------------	--

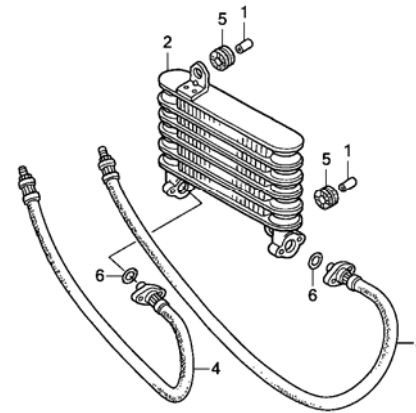
PARTS CATALOGUE NEWS

BOOKNo. : 13Z6NA01

Block No.	Ref. No.	Part No.	Description	Reqd. QTY			Base Part No.	Parts catalogue code
				GX 630	GX 660	GX 690		
	29	90115-751-000	BOLT, FLANGE, 5/16"X22	3	-	-		
	30	90102-VA5-000	BOLT, ENGINE SETTING	1	-	-		
E-40-1	2	87539-737-J00	MARK, HEAT CAUTION	(1)	-	-	87539-737-J00	

E-40-2 OTHER PARTS (OIL COOLER)

Ref. No.	(Relative ref. Number)	Description	FRT
2	1131A1	COOLER, ENGINE OIL	0.3
3	(6)		
	1131A6	HOSE A, OIL COOLER	0.2
4	(6)		
	1131A7	HOSE B, OIL COOLER	0.2



Z6NOE4002

E-40-2	1	11513-MN5-300	COLLAR, 12MM	2	-	-		
	2	15610-ZN1-000	COOLER COMP., OIL	1	-	-		
	3	15614-ZJ1-R51	HOSE A, OIL	1	-	-		
	4	15616-ZJ1-R51	HOSE B, OIL	1	-	-		
	5	19051-KA3-830	RUBBER, RADIATOR MOUNTING	2	-	-		
	6	91314-ME5-003	O-RING, (ARA1) 10X2.6	2	-	-		



PARTS CATALOGUE NEWS

Honda Motor Co., Ltd.
Customer Service Technology Development Division

PARTS CATALOGUE - CORRECTED

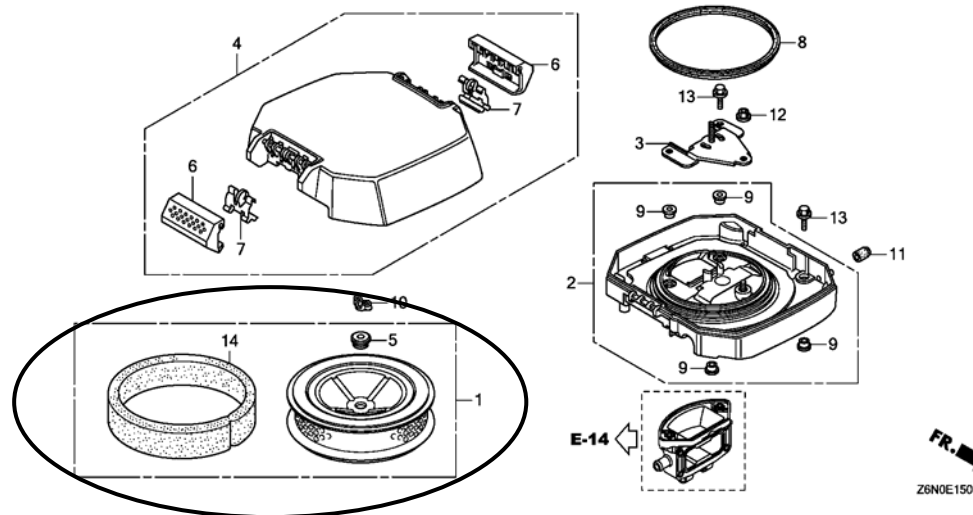
Printed in Japan

CODE NO.	13Z6NA01
PARTS CATALOGUE NEWS	GX630 GX660 GX690
NEWS NO.	013

Block No.	Ref. No.	Note	Part No.	Description	Reqd. QTY			Serial No.	Parts catalogue code
					GX 630	GX 660	GX 690		

E-15 AIR CLEANER(1)

Ref. No.	(Relative ref. Number) Description	FRT
14 3121C1	FILTER, OUTER INCLUDES: Outer filter-inspection	0.1



E-15	14	T	17218-Z6L-000	FILTER, OUTER.	1	-	-	VAY, VYE3, QAFH, QKF, QKW1, QKW2, QWD, QWF, QZK, SAE1, VEPH, VXAH, VZE1, VZE8
------	----	---	---------------	---------------------	---	---	---	---

NOTE A:PART NO. CHANGE D:NEWLY PROVIDED E:PART NO.DELETION K:REQUIRED NO. CORRECTION L:APPLICATION SERIAL NO. CORRECTION
T:APPLICATION CORRECTION Z:REMARKS CHANGE

PARTS CATALOGUE NEWS

BOOKNo. : 13Z6NA01

Block No.	Ref. No.	Note	Part No.	Description	Reqd. QTY			Serial No.	Parts catalogue code
					GX 630	GX 660	GX 690		
					-	1	-	-----	VAY, VYE3, QAFH, QKF, QKW1, QKW2, QWD, QWF, QZK, SAE1, VEPH VXAH, VZE1, VZE8VAY, BAFH, TAF5, TAFH, TDW1, TKW1, TXF3, VXEH
					-	-	1	-----	VAY, VYE3, QAFH, QKF, QKW1, QKW2, QWD, QWF, QZK, SAE1, VEPH VXAH, VZE1, VZE8VAY, BAFH, TAF5, TAFH, TDW1, TKW1, TXF3 VXEHVAY, VYE3, BAFH, TAF5, TAFH, TDW1, TKW1, TXF3, VXEH
E-28	2	D	87516-ZN1-800	MARK, OPERATOR CAUTION.	1	-	1	-----	VXC, VXC2
E-40-1	5	D	87516-ZN1-810	MARK, OPERATOR CAUTION.	1	-	1	-----	VXC, VXC2

NOTE A:PART NO. CHANGE D:NEWLY PROVIDED E:PART NO.DELETION K:REQUIRED NO. CORRECTION L:APPLICATION SERIAL NO. CORRECTION
T:APPLICATION CORRECTION Z:REMARKS CHANGE



PARTS CATALOGUE NEWS

Honda Motor Co., Ltd.

Customer Service Technology Development Division

Printed in Japan

CODE NO.	13Z6NA01
PARTS CATALOGUE NEWS	GX630 GX660 GX690
NEWS NO.	014

GX630-QKF1 TYPE sales parts information

NOTE: This Parts Catalogue News explains only the parts of the different model that are produced to conform to addition of the GX630-QKF1 type.

As for the parts not listed on this Parts Catalogue News, use the parts of the GX630-SYA1 type.

•Models, parts catalogue codes and applicable serial numbers

Model	Type		Parts catalogue type	Applicable engine serial No.	Applicable carburetor identification No.
GX630	SYA1	Base type	SYA1	GCBBK-1000001~	BK07F A
	QKF1	Additional type	QKF1		

BOOKNo. : 13Z6NA01

•Features of each type		Base type	Additional type
Model		GX630	
Specifications		SYA1	QKF1
Crankshaft	25.4 mm Ø Straight (L=138)		●
	28.575 mm Ø Straight (L=162)		
	36.5 mm Ø Straight (L=175.2)		
	5/16" Tapered		
	25 mm Ø Straight (L=129)	●	
	M10 Tapered		
Muffler	High-R	(●)	(●)
	High-L	(●)	(●)
	Side mount		
Spark arrester		(●)	(●)
Deflector kit			
Control box			

Block No.	Ref. No.	Part No.	Description	Reqd. QTY			Base Part No.	Parts catalogue code
				GX 630	GX 660	GX 690		
E-3	1	11100-Z6L-010	CRANKCASE ASSY.	1	-	-	11100-Z6L-811	
E-7	1	13310-Z6L-000	CRANKSHAFT COMP. (L=138)	1	-	-		
	4		CRANKSHAFT COMP. (L=129)	0	-	-	13310-Z6L-640	
E-12	2	19610-Z6L-000ZA	COVER COMP., FAN *R280*. POWER RED	1	-	-	19610-Z6L-000ZB	
E-14	17		CAP, BOOST.	0	-	-	16215-MV4-000	
	33	16192-Z6L-810	HOSE COMP., DRAIN.	1	-	-	16192-Z6L-800	

PARTS CATALOGUE NEWS

BOOKNo. : 13Z6NA01

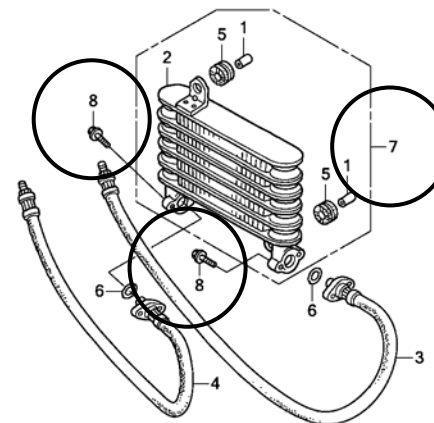
Block No.	Ref. No.	Part No.	Description	Reqd. QTY			Base Part No.	Parts catalogue code	
				GX 630	GX 660	GX 690			
E-18	1	16700-Z6L-003	PUMP ASSY., FUEL.....	1	-	-			
	2	16711-Z6L-000	STAY, FUEL PUMP.....	1	-	-			
	4	16860-Z6L-000	TUBE COMP. B, FUEL (FKM).....	1	-	-			
	5		TUBE COMP. B, FUEL (FKM).....	0	-	-	16860-Z6L-800		
	6	16870-Z6L-000	TUBE, PURGE.....	1	-	-			
	7	16882-Z6L-000	TUBE, DIAPHRAGM.....	1	-	-			
	9		JOINT, FUEL RETURN.....	0	-	-	17526-MCA-000		
	10		CLAMP, OIL HOSE.....	0	-	-	55109-GAA-000		
	12	93894-06016-00	SCREW-WASHER, 6X16.....	2	-	-			
	13	95002-41000-08	CLAMP, TUBE (D10).....	4	-	-	95002-41000-08		
	14		CLAMP, TUBE (D12).....	0	-	-	95002-41200-08		
	15	95002-70000	CLIP, TUBE (C11).....	2	-	-			
	16		BOLT, FLANGE, 6X12.....	0	-	-	95701-06012-00		
	17	95701-06014-00	BOLT, FLANGE, 6X14.....	2	-	-			
	E-28	1		LABEL, WARNING (NOT CERTIFIED FOR SALE)	0	-	-	87114-ZH7-000	
	E-40	7	31750-Z2E-803	RECTIFIER ASSY., REGULATOR (20A)	1	-	-		
		8	32105-Z6L-000	HARNESS ASSY., SUB WIRE.....	1	-	-		
9		32824-ZV5-003	PLUG, OUTER CONNECTOR.....	1	-	-			
29			BOLT, FLANGE, 5/16"X22.....	0	-	-	90115-751-000		
30			BOLT, ENGINE SETTING.....	0	-	-	90102-VA5-000		
E-40-1	2		MARK, HEAT CAUTION.....	(0)	-	-	87539-737-J00		

BOOKNo. : 13Z6NA01

Block No.	Ref. No.	Part No.	Description	Reqd. QTY			Base Part No.	Parts catalogue code
				GX 630	GX 660	GX 690		

E-40-2 OTHER PARTS

Ref. No.	(Relative ref. Number)	Description	FRT
2	(7)		
1131A1		COOLER, ENGINE OIL	0.3



Z6N0E4002A

E-40-2	7	15605-ZN1-000	COOLER ASSY., OIL.....	1	-	-
	8	95701-06022-00	BOLT, FLANGE, 6X22.....	4	-	-

January 23, 2011



PARTS CATALOGUE NEWS

Honda Motor Co., Ltd.

Customer Service Technology Development Division

PARTS CATALOGUE - CORRECTED

Printed in Japan

CODE NO.	13Z6NA01
PARTS CATALOGUE NEWS	GX630 GX660 GX690
NEWS NO.	015

Block No.	Ref. No.	Note	Part No.	Description	Reqd. QTY			Serial No.	Parts catalogue code
					GX 630	GX 660	GX 690		
E-29	4	T	99004-16170	WRENCH, BOX (P16X17).....	1	1	1	-----	QKW1, QWD, SAE1, SYA1, TAF5, TKW1, TXF3, VEPH, VYE3

NOTE A:PART NO. CHANGE D:NEWLY PROVIDED E:PART NO.DELETION K:REQUIRED NO. CORRECTION L:APPLICATION SERIAL NO. CORRECTION
T:APPLICATION CORRECTION Z:REMARKS CHANGE



PARTS CATALOGUE NEWS

Honda Motor Co., Ltd.

Customer Service Technology Development Division

Printed in Japan

CODE NO.	13Z6NA01
PARTS CATALOGUE NEWS	GX630 GX660 GX690
NEWS NO.	016

GX630-QZD1 TYPE sales parts information

NOTE: This Parts Catalogue News explains only the parts of the different model that are produced to conform to addition of the GX630-QZD1 type.

As for the parts not listed on this Parts Catalogue News, use the parts of the GX630-QZK type.

•Models, parts catalogue codes and applicable serial numbers

Model	Type		Parts catalogue type	Applicable engine serial No.	Applicable carburetor identification No.
GX630	QZK	Base type	QZK	GCBBK-1000001~	BK07A A
	QZD1	Additional type	QZD1		

•Features of each type		Base type	Additional type
Model		GX630	
Type		QZK	QZD1
Crankshaft	25.4 mm Ø Straight (L=138)	●	●
	28.575 mm Ø Straight (L=162)		
	36.5 mm Ø Straight (L=175.2)		
	5/16" Tapered		
	25 mm Ø Straight (L=129)		
	M10 Tapered		
Muffler	High-R	(●)	(●)
	High-L	(●)	(●)
	Side mount		
Spark arrester		(●)	(●)
Deflector kit			
Control box		●	●

PARTS CATALOGUE NEWS

BOOKNo. : 13Z6NA01

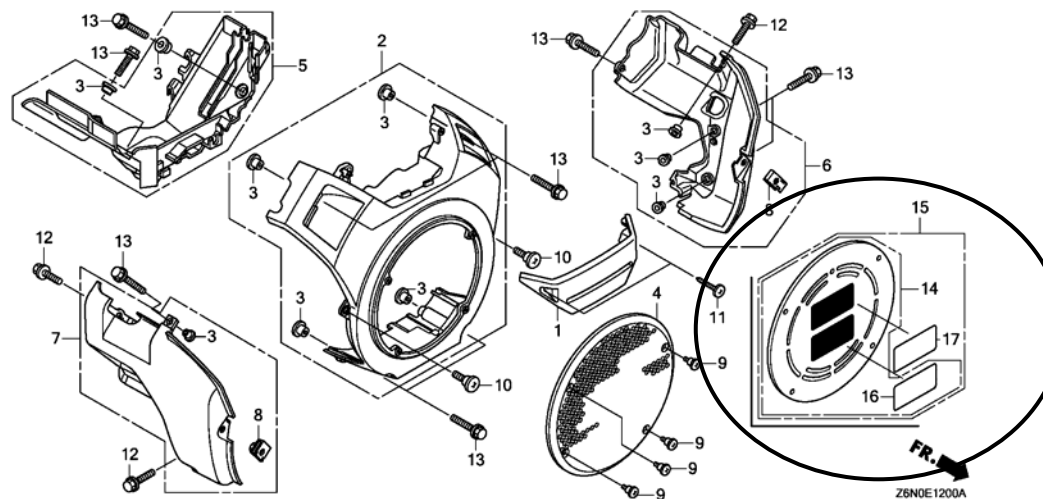
Block No.	Ref. No.	Part No.	Description	Reqd. QTY			Base Part No.	Parts catalogue code
				GX 630	GX 660	GX 690		
E-2	2	12110-Z6L-010	HEAD COMP., CYLINDER.....	1	-	-	12110-Z6L-000	
	3	12120-Z6L-010	HEAD COMP., CYLINDER.....	1	-	-	12120-Z6L-000	
	9	16722-Z6L-010	STAY, FUEL TUBE GROMMET.....	1	-	-	16722-Z6L-000	
	10	17101-Z6L-010	MANIFOLD, INTAKE.....	1	-	-	17101-Z6L-000	
	11	17151-Z6L-010	PACKING, INTAKE MANIFOLD.....	2	-	-	17151-Z6L-000	
	16	90006-Z6L-000	BOLT, FLANGE, 8X55.....	4	-	-	95701-06050-00	
E-3	1	11100-Z6L-801	CRANKCASE ASSY.....	1	-	-	11100-Z6L-800	
	7	16541-Z6L-010	SHAFT, GOVERNOR ARM.....	1	-	-	16541-Z6L-000	
E-6	1	11300-Z6L-010	COVER ASSY., CRANKCASE.....	1	-	-	11300-Z6L-000	
	13	16510-Z6L-010	GOVERNOR ASSY.....	1	-	-	16510-Z6L-000	
	14	16511-Z6L-310	WEIGHT, GOVERNOR.....	3	-	-	16511-Z6L-300	
	15	16512-Z6L-310	HOLDER, GOVERNOR WEIGHT.....	1	-	-	16512-Z6L-300	

BOOKNo. : 13Z6NA01

Block No.	Ref. No.	Part No.	Description	Reqd. QTY			Base Part No.	Parts catalogue code
				GX 630	GX 660	GX 690		

E-12 FAN COVER

Ref. No.	(Relative ref. Number)	Description	FRT
4	(14, 15)		
4141C9		PROTECTOR, FAN COVER	0.1



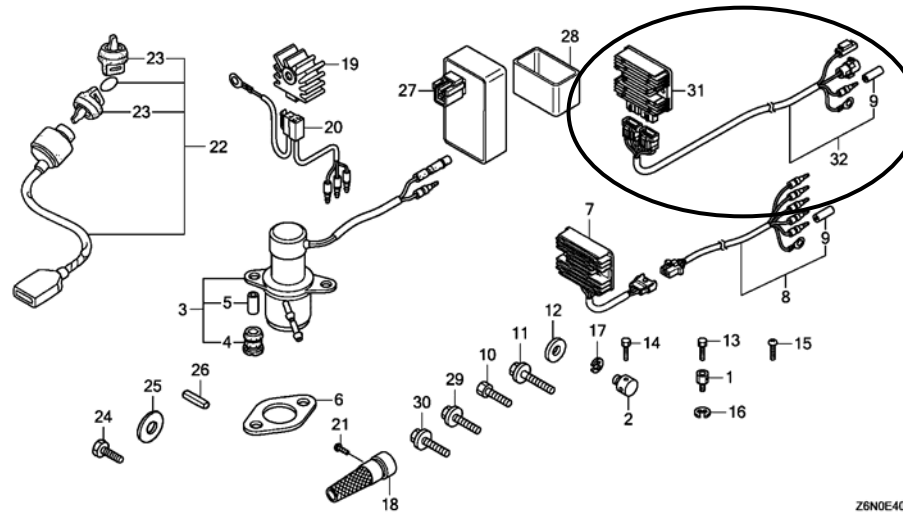
E-12	14	19615-Z6L-000	WINTER PROTECTOR COMP., FAN COVER (ENGLISH)	1	-	-	
	15	19615-Z6L-800	WINTER PROTECTOR COMP., FAN COVER (ENGLISH/FRENCH)	1	-	-	
	16	87538-Z6L-000	LABEL, OPERATOR NOTICE (ENGLISH)	1	-	-	
	17	87538-Z6L-800	LABEL, OPERATOR NOTICE (FRENCH)	1	-	-	
E-18	3	16850-Z6L-010	TUBE COMP. A, FUEL (FKM)	1	-	-	16850-Z6L-000
E-20	3	31630-Z6L-003	COIL ASSY., CHARGE (17A)	1	-	-	
	4		COIL ASSY., CHARGE (2.7A)	0	-	-	31630-Z6L-801
	18	95701-06032-00	BOLT, FLANGE, 6X32	8	-	-	95701-06032-00
E-22	4	16550-Z6L-010	ARM COMP., GOVERNOR	1	-	-	16550-Z6L-000
	24	16500-Z6L-831	CONTROL ASSY	1	-	-	16500-Z6L-830

PARTS CATALOGUE NEWS

BOOKNo. : 13Z6NA01

Block No.	Ref. No.	Part No.	Description	Reqd. QTY			Base Part No.	Parts catalogue code
				GX 630	GX 660	GX 690		
E-23	1		LEVER ASSY., THROTTLE.....	0	-	-	17850-Z6L-003	
	2		CABLE COMP., THROTTLE.....	0	-	-	17910-Z6L-000	
	7	32346-Z6L-800	PANEL, CONTROL.....	1	-	-	32346-Z6L-000	
	13	87501-Z6L-800	MARK, ENGINE SWITCH.....	1	-	-	87501-Z6L-000	
	14	87502-Z6L-800	MARK, THROTTLE SWITCH.....	1	-	-	87502-Z6L-000	
	15		BOLT, SOCKET, 5X9.....	0	-	-	90011-Z0H-811	
E-28	2		MARK, OPERATOR CAUTION.....	0	-	-	87516-Z6L-800	
E-29	4	99004-16170	WRENCH, BOX (P16X17).....	1	-	-		

E-40 OTHER PARTS (FUEL PUMP) (REGULATOR RECTIFIER)



Z6N0E4000D

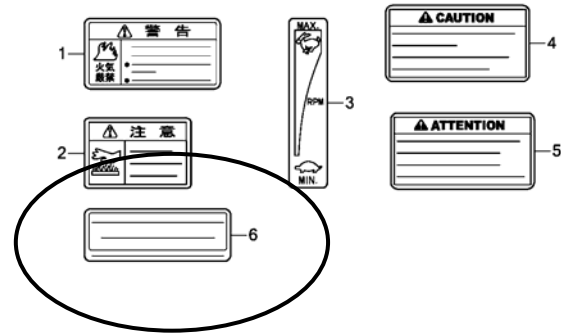
E-40	6	18333-ZE3-801	GASKET, EX. PIPE.....	2	-	-	18333-ZE3-800	
	9	32824-ZV5-003	PLUG, OUTER CONNECTOR.....	1	-	-		
	31	31750-Z6L-004	RECTIFIER ASSY., REGULATOR (30A)	1	-	-		

PARTS CATALOGUE NEWS

BOOKNo. : 13Z6NA01

Block No.	Ref. No.	Part No.	Description	Reqd. QTY			Base Part No.	Parts catalogue code
				GX 630	GX 660	GX 690		
	32	32105-Z6L-800	HARNESS ASSY., SUB WIRE.....	1	-	-		

E-40-1 OTHER PARTS (LABEL)



Z6N0E4001C

E-40-1	6	87522-ZH9-821	LABEL, CAUTION (THAI).....	1	-	-		
--------	---	---------------	----------------------------	---	---	---	--	--

March 03, 2011



PARTS CATALOGUE NEWS

Honda Motor Co., Ltd.
Customer Service Technology Development Division

Printed in Japan

CODE NO.	13Z6NA01
PARTS CATALOGUE NEWS	GX630 GX660 GX690
NEWS NO.	017

GX630-VXEK TYPE sales parts information

NOTE: This Parts Catalogue News explains only the parts of the different model that are produced to conform to addition of the GX630-VXEK type.

As for the parts not listed on this Parts Catalogue News, use the parts of the GX630-QKW2 type.

•Models, parts catalogue codes and applicable serial numbers

Model	Type		Parts catalogue type	Applicable engine serial No.	Applicable carburetor identification No.
GX630	QKW2	Base type	QKW2	GCBBK-1000001~	BK07A A
	VXEK	Additional type	VXEK		BK07A B

•Features of each type		Base type	Additional type
Model		GX630	
Specifications		QKW2	VXEK
Type			
Crankshaft	25.4 mm Ø Straight (L=138)	●	
	28.575 mm Ø Straight (L=162)		
	36.5 mm Ø Straight (L=175.2)		
	5/16" Tapered		●
	25 mm Ø Straight (L=129)		
	M10 Tapered		
Muffler	High-R	(●)	(●)
	High-L	(●)	(●)
	Side mount		●
Spark arrester		(●)	(●)
Deflector kit			
Control box			

PARTS CATALOGUE NEWS

BOOKNo. : 13Z6NA01

Block No.	Ref. No.	Part No.	Description	Reqd. QTY			Base Part No.	Parts catalogue code
				GX 630	GX 660	GX 690		
E-2	2	12110-Z6L-010	HEAD COMP., CYLINDER.....	1	-	-	12110-Z6L-000	
	3	12120-Z6L-010	HEAD COMP., CYLINDER.....	1	-	-	12120-Z6L-000	
	9	16722-Z6L-010	STAY, FUEL TUBE GROMMET.....	1	-	-	16722-Z6L-000	
	10	17101-Z6L-010	MANIFOLD, INTAKE.....	1	-	-	17101-Z6L-000	
	11	17151-Z6L-010	PACKING, INTAKE MANIFOLD.....	2	-	-	17151-Z6L-000	
	16	90006-Z6L-000	BOLT, FLANGE, 8X55.....	4	-	-	95701-06050-00	
E-3	1	11100-Z6L-801	CRANKCASE ASSY.....	1	-	-	11100-Z6L-000	
	4	15424-Z6L-000	BOLT, SEALING.....	1	-	-		
	7	16541-Z6L-010	SHAFT, GOVERNOR ARM.....	1	-	-	16541-Z6L-000	
	8	35480-Z6L-003	SWITCH ASSY., OIL LEVEL.....	1	-	-		
	9		SWITCH, OIL PRESSURE.....	0	-	-	37240-ZG5-004	
	10		SCREW-WASHER, 4X8.....	0	-	-	90002-ZG5-004	
	16	91309-Z6L-000	O-RING, 37.9X2.4.....	1	-	-		
	23	95701-06016-00	BOLT, FLANGE, 6X16.....	2	-	-		
E-6	1	11300-Z6L-010	COVER ASSY., CRANKCASE.....	1	-	-	11300-Z6L-000	
	7		BASE COMP., OIL FILTER.....	0	-	-	15410-Z6L-000	
	9		HOLDER, OIL FILTER.....	0	-	-	15423-Z6L-000	
	10		BOLT, SEALING.....	0	-	-	15424-Z6L-000	
	13	16510-Z6L-010	GOVERNOR ASSY.....	1	-	-	16510-Z6L-000	
	14	16511-Z6L-310	WEIGHT, GOVERNOR.....	3	-	-	16511-Z6L-300	
	15	16512-Z6L-310	HOLDER, GOVERNOR WEIGHT.....	1	-	-	16512-Z6L-300	
	31		BOLT, FLANGE, 6X90.....	0	-	-	95701-06090-00	
E-7	1		CRANKSHAFT COMP. (L=138).....	0	-	-	13310-Z6L-000	
	3	13310-Z6L-620	CRANKSHAFT COMP.....	1	-	-		

PARTS CATALOGUE NEWS

BOOKNo. : 13Z6NA01

Block No.	Ref. No.	Part No.	Description	Reqd. QTY			Base Part No.	Parts catalogue code
				GX 630	GX 660	GX 690		
E-12	2		COVER COMP., FAN *NH1*.....BLACK	0	-	-	19610-Z6L-000ZB	
	7	19642-Z6L-800	SHROUD, L. LOWER.....	1	-	-	19642-Z6L-000	
E-14	5		SCREW SET.....	0	-	-	16016-Z6L-003	
	7	16100-Z9E-013	CARBURETOR ASSY. (BK07A B).....	1	-	-	16100-Z9E-003	
E-16-2	1	18310-Z6L-810	MUFFLER COMP.....	1	-	-		
	2	18321-Z6L-802	PROTECTOR, MUFFLER (OUTSIDE)...	1	-	-		
	3	18325-Z6L-801	PROTECTOR, MUFFLER (INSIDE)....	1	-	-		
	4	18330-Z6L-801	PIPE COMP., EX.....	1	-	-		
	5	18338-Z6L-800	STAY, MUFFLER.....	1	-	-		
	6	18371-Z6L-000	BAND, MUFFLER.....	1	-	-		
	7	93500-04008-4J	SCREW, PAN, 4X8.....	3	-	-		
	8	95701-06008-00	BOLT, FLANGE, 6X8.....	6	-	-		
	9	95701-06012-00	BOLT, FLANGE, 6X12.....	4	-	-		
	10	95701-08020-00	BOLT, FLANGE, 8X20.....	2	-	-		
	11	95701-08030-00	BOLT, FLANGE, 8X30.....	1	-	-		
	12	95701-08060-00	BOLT, FLANGE, 8X60.....	1	-	-		
E-18	3	16850-Z6L-010	TUBE COMP. A, FUEL (FKM).....	1	-	-	16850-Z6L-000	
E-20	3		COIL ASSY., CHARGE (17A).....	0	-	-	31630-Z6L-003	
	4	31630-Z6L-801	COIL ASSY., CHARGE (2. 7A).....	1	-	-		
	6	32110-Z6L-800	HARNES ASSY., ENGINE WIRE....	1	-	-	32110-Z6L-000	
	18	95701-06032-00	BOLT, FLANGE, 6X32.....	7	-	-		
E-22	2	16500-Z6L-802	CONTROL ASSY.....	1	-	-		
	4	16550-Z6L-010	ARM COMP., GOVERNOR.....	1	-	-	16550-Z6L-000	
	10	16584-883-300	SPRING, CONTROL ADJUSTING....	1	-	-		

PARTS CATALOGUE NEWS

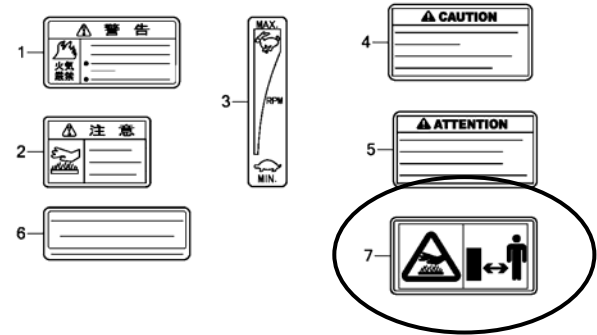
BOOKNo. : 13Z6NA01

Block No.	Ref. No.	Part No.	Description	Reqd. QTY			Base Part No.	Parts catalogue code
				GX 630	GX 660	GX 690		
	12	16611-Z6L-010	ROD, CHOKE CONTROL.....	1	-	-	16611-Z6L-000	
	13		HOLDER, CABLE.....	0	-	-	16617-Z6L-000	
	15		BOLT, RECESSED, 4X6.....	0	-	-	92301-04006-0H	
	17	93500-05040-0A	SCREW, PAN, 5X40.....	1	-	-	93500-05030-0A	
	18		SCREW, PAN, 5X45.....	0	-	-	93500-05045-0A	
	20		E-RING, 5MM.....	0	-	-	94540-05018	
	23		CONTROL ASSY.....	0	-	-	16500-Z6L-810	
	25		HOLDER, WIRE.....	0	-	-	16594-883-010	
	28		HOLDER, CABLE.....	0	-	-	16617-Z6L-000	
	29		BOLT, RECESSED, 4X6.....	0	-	-	92301-04006-0H	
	30		E-RING, 5MM.....	0	-	-	94540-05018	
	33		HOLDER, CABLE.....	0	-	-	16576-891-000	
	34		BOLT, RECESSED, 5X16.....	0	-	-	92301-05016-0A	
E-23	9	35100-Z6L-003	SWITCH ASSY., COMBINATION.....	1	-	-		
	10	38216-Z2E-003	COVER ASSY., FUSE.....	1	-	-		
	12	87117-Z2E-800	LABEL, FUSE (30A).....	1	-	-		
	25	98200-43000	FUSE, MINI (30A).....	1	-	-		
E-40	6	18333-ZE3-801	GASKET, EX. PIPE.....	2	-	-	18333-ZE3-800	
	7		RECTIFIER ASSY., REGULATOR (20A)	0	-	-	31750-Z2E-803	
	8		HARNESS ASSY., SUB WIRE.....	0	-	-	32105-Z6L-000	
	9		PLUG, OUTER CONNECTOR.....	0	-	-	32824-ZV5-003	
	19	31750-735-013	RECTIFIER COMP., REGULATOR (5A)	1	-	-		
	20	32183-Z6L-000	HARNESS ASSY., REGULATOR RECTIFIER	1	-	-		

PARTS CATALOGUE NEWS

BOOKNo. : 13Z6NA01

Block No.	Ref. No.	Part No.	Description	Reqd. QTY			Base Part No.	Parts catalogue code
				GX 630	GX 660	GX 690		
E-40-1		OTHER PARTS (LABEL)						



Z6N0E4001D

E-40-1	4	87539-Z0J-000	MARK, EX. CAUTION (ENGLISH)	(1)	-	-		
	5	87539-Z0J-810	MARK, EX. CAUTION (FRENCH)	(1)	-	-		
	7	87539-Z0J-800	MARK, EX. CAUTION (PICTOGRAPH) .	(1)	-	-		



PARTS CATALOGUE NEWS

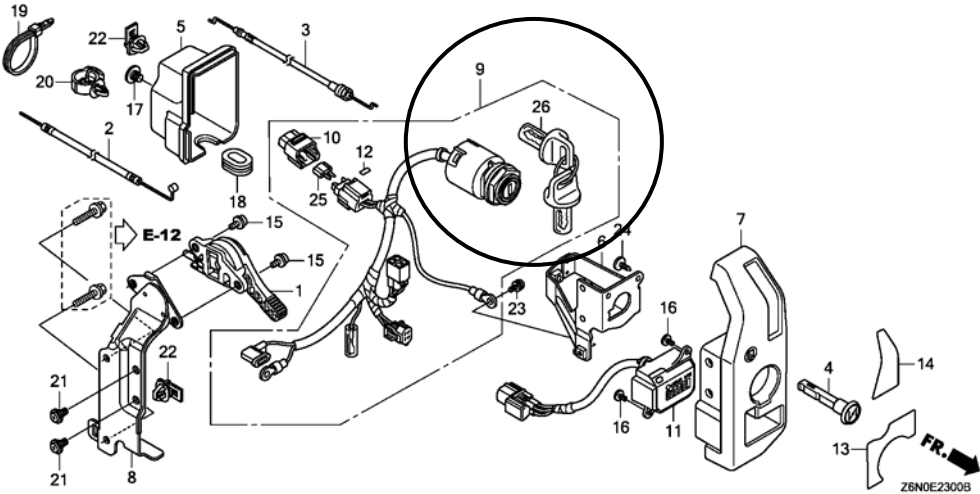
Honda Motor Co., Ltd.
 Customer Service Technology Development Division
PARTS CATALOGUE - CORRECTED

Printed in Japan

CODE NO.	13Z6NA01
PARTS CATALOGUE NEWS	GX630 GX660 GX690
NEWS NO.	018

Block No.	Ref. No.	Note	Part No.	Description	Reqd. QTY			Serial No.	Parts catalogue code
					GX 630	GX 660	GX 690		

E-23 CONTROL BOX



E-23	26	D	35110-ZV5-V50	KEY ASSY., COMBINATION SWITCH (W05)	2	2	2	BAFH, QAFH, QKW1, QZD1, QZK, TAFH, TKW1, TXF3, VAY, VEPH, VXAH, VXEH, VXEK, VZE1
------	----	---	---------------	-------------------------------------	---	---	---	--

NOTE A:PART NO. CHANGE D:NEWLY PROVIDED E:PART NO.DELETION K:REQUIRED NO. CORRECTION L:APPLICATION SERIAL NO. CORRECTION
 T:APPLICATION CORRECTION Z:REMARKS CHANGE



PARTS CATALOGUE NEWS

Honda Motor Co., Ltd.
Customer Service Technology Development Division

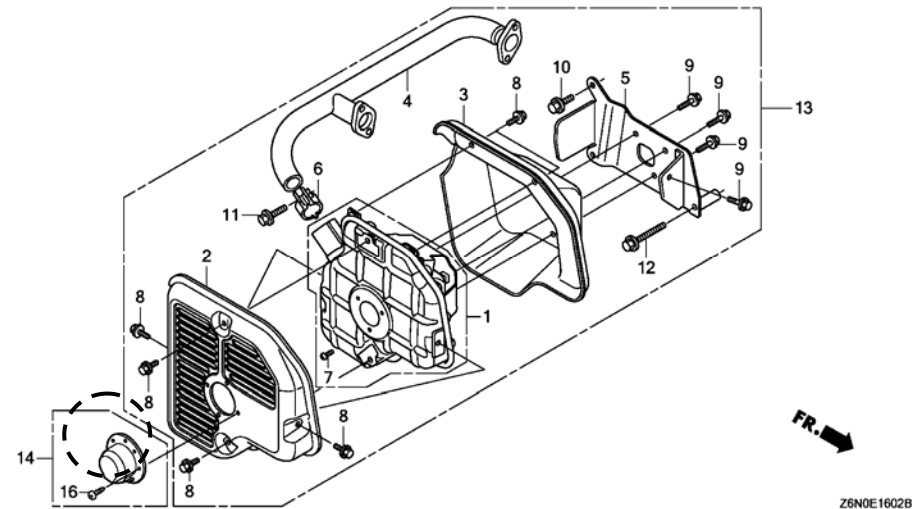
PARTS CATALOGUE - CORRECTED

Printed in Japan

CODE NO.	13Z6NA01
PARTS CATALOGUE NEWS	GX630 GX660 GX690
NEWS NO.	019

Block No.	Ref. No.	Note	Part No.	Description	Reqd. QTY	Serial No.	Parts catalogue code
					GX 630 GX 660 GX 690		

E-16-2 MUFFLER (SIDE MOUNT)



E-16-2 15 E 18431-Z6L-000 *PARTS NO. DELETION

NOTE A:PART NO. CHANGE D:NEWLY PROVIDED E:PART NO.DELETION K:REQUIRED NO. CORRECTION L:APPLICATION SERIAL NO. CORRECTION
T:APPLICATION CORRECTION Z:REMARKS CHANGE



PARTS CATALOGUE NEWS

Honda Motor Co., Ltd.
Customer Service Technology Development Division

Printed in Japan

CODE NO.	13Z6NA01
PARTS CATALOGUE NEWS	GX630 GX660 GX690
NEWS NO.	020

GX630-VZK1, GX690-TAX2 AND VXEK TYPES sales parts information

NOTE: This Parts Catalogue News explains only the parts of the different model that are produced to conform to addition of the GX630-VZK1, GX690-TAX2 AND VXEK types.

As for the parts not listed on this Parts Catalogue News, use the parts of the GX630-VZE1, GX690-TAFH AND VXEH types.

• Models, parts catalogue codes and applicable serial numbers

Model	Type		Parts catalogue type	Applicable engine serial No.	Applicable carburetor identification No.
GX630	VZE1	Base model	VZE1	GCBBK-1000001~	BK07A A
	VZK1	Additional model	VZK1	GCBBK-1000001~	BK07A C
GX690	TAFH	Base model	TAFH	GCBDK-1000001~	BK05A A
	TAX2	Additional model	TAX2	GCBDK-1000001~	BK05F A
	VXEH	Base model	VXEH	GCBDK-1000001~	BK05D A
	VXEK	Additional model	VXEK	GCBDK-1000001~	BK05D B

NOTE A:PART NO. CHANGE D:NEWLY PROVIDED E:PART NO.DELETION K:REQUIRED NO. CORRECTION L:APPLICATION SERIAL NO. CORRECTION
T:APPLICATION CORRECTION Z:REMARKS CHANGE

BOOKNo. : 13Z6NA01

• Features of each type		Base type	Additional type	Base type	Additional type	Base type	Additional type	
Model		GX630		GX690				
Specifications		Type	VZE1	VZK1	TAFH	TAX2	VXEH	VXEK
Crankshaft	25.4 mm Ø Straight (L=138)							
	28.575 mm Ø Straight (L=162)			●	●			
	36.5 mm Ø Straight (L=175.2)							
	5/16" Tapered	●	●			●	●	
	25 mm Ø Straight (L=129)							
	M10 Tapered							
Muffler	High-R	(●)	(●)	(●)	(●)	(●)	(●)	(●)
	High-L	(●)	(●)	(●)	(●)	(●)	(●)	(●)
	Side mount							
Spark arrester		(●)	(●)	(●)	(●)	(●)	(●)	(●)
Deflector kit								
Control box		●	●	●	●	●		

NOTE A:PART NO. CHANGE D:NEWLY PROVIDED E:PART NO.DELETION K:REQUIRED NO. CORRECTION L:APPLICATION SERIAL NO. CORRECTION
T:APPLICATION CORRECTION Z:REMARKS CHANGE

PARTS CATALOGUE NEWS

BOOKNo. : 13Z6NA01

Block No.	Ref. No.	Part No.	Description	Reqd. QTY			Base Part No.	Parts catalogue code
				GX 630	GX 660	GX 690		
E-2	2	12110-Z6L-010	HEAD COMP., CYLINDER.....	-	-	1	12110-Z6L-000	TAX2
		12110-Z6L-305	HEAD COMP., CYLINDER.....	-	-	1	12110-Z6L-000	VXEK
		12110-Z6L-305	HEAD COMP., CYLINDER.....	1	-	-	12110-Z6L-000	VZK1
	3	12120-Z6L-010	HEAD COMP., CYLINDER.....	-	-	1	12120-Z6L-000	TAX2
		12120-Z6L-305	HEAD COMP., CYLINDER.....	-	-	1	12120-Z6L-000	VXEK
		12120-Z6L-305	HEAD COMP., CYLINDER.....	1	-	-	12120-Z6L-000	VZK1
	9	16722-Z6L-010	STAY, FUEL TUBE GROMMET.....	-	-	1	16722-Z6L-000	TAX2, VXEK
		16722-Z6L-010	STAY, FUEL TUBE GROMMET.....	1	-	-	16722-Z6L-000	VZK1
	10	17101-Z6L-010	MANIFOLD, INTAKE.....	-	-	1	17101-Z6L-000	TAX2
		17101-Z6L-305	MANIFOLD, INTAKE.....	-	-	1	17101-Z6L-000	VXEK
		17101-Z6L-305	MANIFOLD, INTAKE.....	1	-	-	17101-Z6L-000	VZK1
	11	17151-Z6L-010	PACKING, INTAKE MANIFOLD.....	-	-	2	17151-Z6L-000	TAX2
		17151-Z6L-305	PACKING, INTAKE MANIFOLD.....	-	-	2	17151-Z6L-000	VXEK
		17151-Z6L-305	PACKING, INTAKE MANIFOLD.....	2	-	-	17151-Z6L-000	VZK1
	16	90006-Z6L-000	BOLT, FLANGE, 8X55.....	-	-	4	95701-06050-00	TAX2, VXEK
		90006-Z6L-000	BOLT, FLANGE, 8X55.....	4	-	-	95701-06050-00	VZK1
E-3	1	11100-Z6L-620	CRANKCASE ASSY.....	-	-	1	11100-Z6L-000	TAX2
		11100-Z6L-801	CRANKCASE ASSY.....	-	-	1	11100-Z6L-800	VXEK
		11100-Z6L-840	CRANKCASE ASSY.....	1	-	-	11100-Z6L-800	VZK1
	4	15424-Z6L-000	BOLT, SEALING.....	-	-	1		TAX2
	7	16541-Z6L-010	SHAFT, GOVERNOR ARM.....	-	-	1	16541-Z6L-000	TAX2, VXEK
		16541-Z6L-010	SHAFT, GOVERNOR ARM.....	1	-	-	16541-Z6L-000	VZK1
	9		SWITCH, OIL PRESSURE.....	-	-	0	37240-ZG5-004	TAX2
	10		SCREW-WASHER, 4X8.....	-	-	0	90002-ZG5-004	TAX2

NOTE A:PART NO. CHANGE D:NEWLY PROVIDED E:PART NO.DELETION K:REQUIRED NO. CORRECTION L:APPLICATION SERIAL NO. CORRECTION
T:APPLICATION CORRECTION Z:REMARKS CHANGE

PARTS CATALOGUE NEWS

BOOKNo. : 13Z6NA01

Block No.	Ref. No.	Part No.	Description	Reqd. QTY			Base Part No.	Parts catalogue code
				GX 630	GX 660	GX 690		
E-6	1	11300-Z6L-010	COVER ASSY., CRANKCASE.....	-	-	1	11300-Z6L-000	TAX2, VXEK
		11300-Z6L-010	COVER ASSY., CRANKCASE.....	1	-	-	11300-Z6L-000	VZK1
	13	16510-Z6L-010	GOVERNOR ASSY.....	-	-	1	16510-Z6L-000	TAX2, VXEK
		16510-Z6L-010	GOVERNOR ASSY.....	1	-	-	16510-Z6L-000	VZK1
	14	16511-Z6L-310	WEIGHT, GOVERNOR.....	-	-	3	16511-Z6L-300	TAX2, VXEK
		16511-Z6L-310	WEIGHT, GOVERNOR.....	3	-	-	16511-Z6L-300	VZK1
	15	16512-Z6L-310	HOLDER, GOVERNOR WEIGHT.....	-	-	1	16512-Z6L-300	TAX2, VXEK
16512-Z6L-310		HOLDER, GOVERNOR WEIGHT.....	1	-	-	16512-Z6L-300	VZK1	
E-7	2	13310-Z6L-840	CRANKSHAFT COMP.....	-	-	1	13310-Z6L-600	TAX2
	6	90401-Z6L-620	WASHER, CRANKSHAFT THRUST.....	-	-	1		TAX2
E-8	2	13101-Z6L-010	PISTON.....	-	-	2	13101-Z6L-000	TAX2, VXEK
		13101-Z6L-010	PISTON.....	2	-	-	13101-Z6L-000	VZK1
E-9	2	14100-Z6L-840	CAMSHAFT ASSY.....	-	-	1	14100-Z6L-000	TAX2
E-12	2		COVER COMP., FAN *NH1*..... BLACK	0	-	-	19610-Z6L-000ZB	VZK1

NOTE A:PART NO. CHANGE D:NEWLY PROVIDED E:PART NO.DELETION K:REQUIRED NO. CORRECTION L:APPLICATION SERIAL NO. CORRECTION
T:APPLICATION CORRECTION Z:REMARKS CHANGE

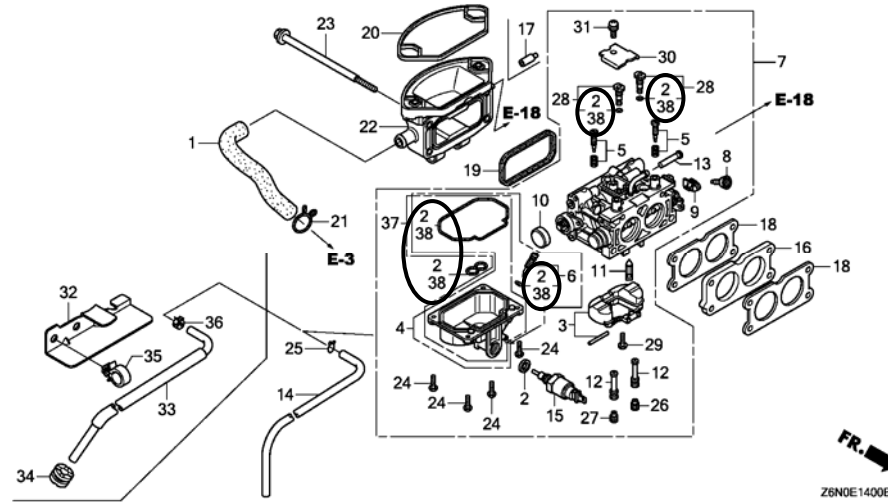
PARTS CATALOGUE NEWS

BOOKNo. : 13Z6NA01

Block No.	Ref. No.	Part No.	Description	Reqd. QTY			Base Part No.	Parts catalogue code
				GX 630	GX 660	GX 690		

E-14 CARBURETOR (1)

Ref. No.	LON	(Relative ref. Number) Description	FRT
2		(38)	
	3111B1	GASKET SET, CARBURETOR	0.8



E-14	2	GASKET SET.....	-	-	0	16010-Z6L-003	TAX2
	4	16015-Z6L-891 CHAMBER SET, FLOAT.....	-	-	1	16015-Z6L-003	TAX2
	5	SCREW SET.....	-	-	0	16016-Z6L-003	VXEK
		SCREW SET.....	0	-	-	16016-Z6L-003	VZK1
	7	16100-Z6L-852 CARBURETOR ASSY. (BK05D B).....	-	-	1	16100-Z6L-851	VXEK
		16100-Z6L-891 CARBURETOR ASSY. (BK05F A).....	-	-	1	16100-Z6L-003	TAX2
		16100-Z9E-023 CARBURETOR ASSY. (BK07A C).....	1	-	-	16100-Z9E-003	VZK1
	12	16166-Z9E-003 NOZZLE, MAIN.....	2	-	-	16166-Z8N-003	VZK1
	15	VALVE ASSY., SOLENOID.....	-	-	0	16200-Z6L-003	TAX2
	26	99101-ZH8-0980 JET, MAIN, #98.....	(1)	-	-	99101-ZH8-0900	VZK1
		99101-ZH8-1020 JET, MAIN, #102.....	(1)	-	-	99101-ZH8-0950	VZK1
		99101-ZH8-1100 JET, MAIN, #110.....	1	-	-	99101-ZH8-1020	VZK1

NOTE A:PART NO. CHANGE D:NEWLY PROVIDED E:PART NO.DELETION K:REQUIRED NO. CORRECTION L:APPLICATION SERIAL NO. CORRECTION
T:APPLICATION CORRECTION Z:REMARKS CHANGE

PARTS CATALOGUE NEWS

BOOKNo. : 13Z6NA01

Block No.	Ref. No.	Part No.	Description	Reqd. QTY			Base Part No.	Parts catalogue code
				GX 630	GX 660	GX 690		
	27	99101-ZH8-1020	JET, MAIN, #102.....	(1)	-	-	99101-ZH8-0920	VZK1
		99101-ZH8-1100	JET, MAIN, #110.....	1	-	-	99101-ZH8-1050	VZK1
	38	16010-Z6L-891	GASKET SET.....	-	-	1		TAX2
E-16	2	06185-Z6L-010	ARRESTER KIT (HIGH).....	-	-	(1)	06185-Z6L-000	TAX2, VXEK
		06185-Z6L-010	ARRESTER KIT (HIGH).....	(1)	-	-	06185-Z6L-000	VZK1
	5	18355-ZJ1-010	ARRESTER, SPARK.....	-	-	(1)	18355-ZJ1-000	TAX2, VXEK
		18355-ZJ1-010	ARRESTER, SPARK.....	(1)	-	-	18355-ZJ1-000	VZK1
	6	90007-Z6L-000	SCREW, TAPPING, 5X8.....	-	-	(1)	93901-250J0	TAX2, VXEK
		90007-Z6L-000	SCREW, TAPPING, 5X8.....	(1)	-	-	93901-250J0	VZK1
E-16-1	2	06185-Z6L-010	ARRESTER KIT (HIGH).....	-	-	(1)	06185-Z6L-000	TAX2, VXEK
		06185-Z6L-010	ARRESTER KIT (HIGH).....	(1)	-	-	06185-Z6L-000	VZK1
	5	18355-ZJ1-010	ARRESTER, SPARK.....	-	-	(1)	18355-ZJ1-000	TAX2, VXEK
		18355-ZJ1-010	ARRESTER, SPARK.....	(1)	-	-	18355-ZJ1-000	VZK1
	6	90007-Z6L-000	SCREW, TAPPING, 5X8.....	-	-	(1)	93901-250J0	TAX2, VXEK
		90007-Z6L-000	SCREW, TAPPING, 5X8.....	(1)	-	-	93901-250J0	VZK1
E-18	3	16850-Z6L-010	TUBE COMP. A, FUEL (FKM).....	-	-	1	16850-Z6L-000	TAX2, VXEK
		16850-Z6L-010	TUBE COMP. A, FUEL (FKM).....	1	-	-	16850-Z6L-000	VZK1

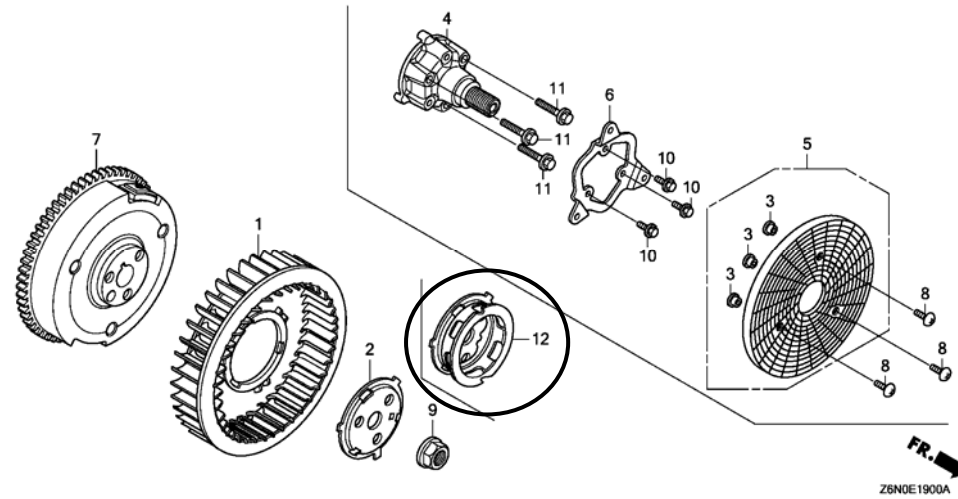
NOTE A:PART NO. CHANGE D:NEWLY PROVIDED E:PART NO.DELETION K:REQUIRED NO. CORRECTION L:APPLICATION SERIAL NO. CORRECTION
T:APPLICATION CORRECTION Z:REMARKS CHANGE

PARTS CATALOGUE NEWS

BOOKNo. : 13Z6NA01

Block No.	Ref. No.	Part No.	Description	Reqd. QTY			Base Part No.	Parts catalogue code
				GX 630	GX 660	GX 690		

E-19 FLYWHEEL



E-19	2		PLATE, COOLING FAN SETTING. ...	-	-	0	19513-Z6L-000	TAX2
	12	28450-Z6L-840	PULLEY COMP., STARTER.....	-	-	1		TAX2

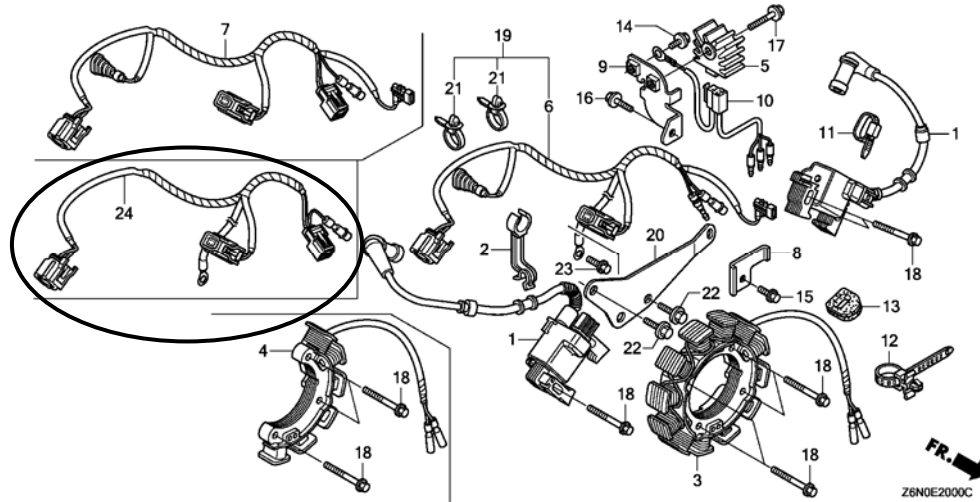
NOTE A:PART NO. CHANGE D:NEWLY PROVIDED E:PART NO.DELETION K:REQUIRED NO. CORRECTION L:APPLICATION SERIAL NO. CORRECTION
T:APPLICATION CORRECTION Z:REMARKS CHANGE

BOOKNo. : 13Z6NA01

Block No.	Ref. No.	Part No.	Description	Reqd. QTY			Base Part No.	Parts catalogue code
				GX 630	GX 660	GX 690		

E-20 IGNITION COIL

Ref. No.	(Relative ref. Number)	Description	FRT
6	(7, 19, 24)	HARNESS, ENGINE WIRE	0.3



E-20	7	HARNESS ASSY., ENGINE WIRE.	-	-	0	32110-Z6L-840	TAX2
	23	95701-06018-00 BOLT, FLANGE, 6X18.....	-	-	1		TAX2
	24	32110-Z6N-800 HARNESS ASSY., ENGINE WIRE.	-	-	1		TAX2

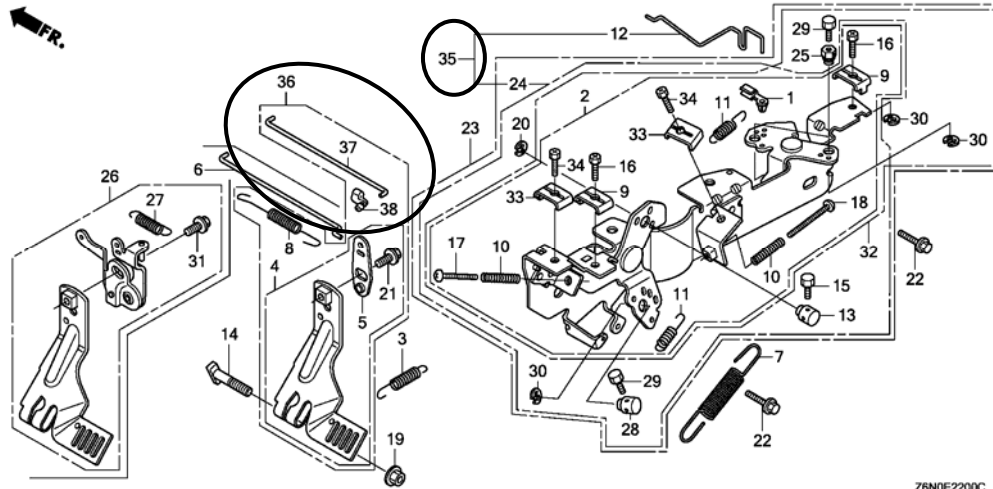
NOTE A:PART NO. CHANGE D:NEWLY PROVIDED E:PART NO.DELETION K:REQUIRED NO. CORRECTION L:APPLICATION SERIAL NO. CORRECTION
T:APPLICATION CORRECTION Z:REMARKS CHANGE

BOOKNo. : 13Z6NA01

Block No.	Ref. No.	Part No.	Description	Reqd. QTY			Base Part No.	Parts catalogue code
				GX 630	GX 660	GX 690		

E-22 CONTROL

Ref. No.	LON	(Relative ref. Number) Description	FRT
2		(23, 24, 32, 35)	
1161A5		CONTROL, THROTTLE/GOVERNOR ...	0.4
4		(26, 36)	
1161A0		ARM, GOVERNOR	0.3
6		(37)	
1161B1		ROD, GOVERNOR	0.2



Z6N0E2200C

E-22	2	CONTROL ASSY.....	- - 0	16500-Z6L-801	VXEK
	4	16550-Z6L-020 ARM COMP., GOVERNOR.....	- - 1	16550-Z6L-000	TAX2
		16550-Z6L-020 ARM COMP., GOVERNOR.....	1 - -	16550-Z6L-000	VZK1
	5	16553-Z6L-010 ARM, SUB.....	- - 1	16553-Z6L-000	TAX2
		16553-Z6L-010 ARM, SUB.....	1 - -	16553-Z6L-000	VZK1
	6	16555-Z6L-800 ROD, GOVERNOR.....	- - 1	16555-Z6L-000	VXEK
		ROD, GOVERNOR.....	- - 0	16555-Z6L-000	TAX2
		ROD, GOVERNOR.....	0 - -	16555-Z6L-000	VZK1
	8	16562-Z6L-010 SPRING, THROTTLE RETURN.....	- - 1	16562-Z6L-000	TAX2, VXEK
		16562-Z6L-010 SPRING, THROTTLE RETURN.....	1 - -	16562-Z6L-000	VZK1
	12	16611-Z6L-010 ROD, CHOKE CONTROL.....	- - 1	16611-Z6L-000	TAX2, VXEK
		16611-Z6L-010 ROD, CHOKE CONTROL.....	1 - -	16611-Z6L-000	VZK1

NOTE A:PART NO. CHANGE D:NEWLY PROVIDED E:PART NO.DELETION K:REQUIRED NO. CORRECTION L:APPLICATION SERIAL NO. CORRECTION
T:APPLICATION CORRECTION Z:REMARKS CHANGE

PARTS CATALOGUE NEWS

BOOKNo. : 13Z6NA01

Block No.	Ref. No.	Part No.	Description	Reqd. QTY			Base Part No.	Parts catalogue code
				GX 630	GX 660	GX 690		
	24	16500-Z6L-832	CONTROL ASSY.....	-	-	1	16500-Z6L-830	TAX2
		16500-Z6L-832	CONTROL ASSY.....	1	-	-	16500-Z6L-830	VZK1
	25	16594-883-010	HOLDER, WIRE.....	-	-	2		VXEK
	29	92301-04006-0H	BOLT, RECESSED, 4X6.....	-	-	2		VXEK
	30	94540-05018	E-RING, 5MM.....	-	-	2		VXEK
	32	16500-Z6L-822	CONTROL ASSY.....	-	-	1		VXEK
	35	04101-Z6L-830	CONTROL KIT.....	(1)	-	-		VZK1
	36	04102-Z6L-000	ARM KIT, GOVERNOR.....	-	-	(1)		TAX2
		04102-Z6L-000	ARM KIT, GOVERNOR.....	(1)	-	-		VZK1
	37	16555-Z6L-010	ROD, GOVERNOR.....	-	-	1		TAX2
		16555-Z6L-010	ROD, GOVERNOR.....	1	-	-		VZK1
	38	17957-Z6L-003	BUSH, LINKAGE.....	-	-	(1)		TAX2
		17957-Z6L-003	BUSH, LINKAGE.....	1	-	-		VZK1
E-23	1		LEVER ASSY., THROTTLE.....	-	-	0	17850-Z6L-003	TAX2
	2		CABLE COMP., THROTTLE.....	-	-	0	17910-Z6L-000	TAX2
	3		CABLE COMP., CHOKE.....	-	-	0	17950-Z6L-000	VXEK
	4		KNOB, CHOKE.....	-	-	0	17951-ZV1-000	VXEK
	5		COVER, CONTROL.....	-	-	0	31612-Z6L-000	VXEK
	6		BRACKET, SWITCH BOX.....	-	-	0	31614-Z6L-000	VXEK
	7	32346-Z6L-800	PANEL, CONTROL.....	-	-	1	32346-Z6L-000	TAX2
			PANEL, CONTROL.....	-	-	0	32346-Z6L-800	VXEK
	8		BRACKET, CONTROL BOX.....	-	-	0	32347-Z6L-000	VXEK
	9	35100-Z6N-003	SWITCH ASSY., COMBINATION.....	-	-	1	35100-Z6L-003	TAX2
	11		METER ASSY., HOUR.....	-	-	0	39700-Z6L-003	VXEK

NOTE A:PART NO. CHANGE D:NEWLY PROVIDED E:PART NO.DELETION K:REQUIRED NO. CORRECTION L:APPLICATION SERIAL NO. CORRECTION
T:APPLICATION CORRECTION Z:REMARKS CHANGE

PARTS CATALOGUE NEWS

BOOKNo. : 13Z6NA01

Block No.	Ref. No.	Part No.	Description	Reqd. QTY			Base Part No.	Parts catalogue code
				GX 630	GX 660	GX 690		
	13		MARK, ENGINE SWITCH.....	-	-	0	87501-Z6L-000	VXEK
	14	87502-Z6L-800	MARK, THROTTLE SWITCH.....	-	-	1	87502-Z6L-000	TAX2
			MARK, THROTTLE SWITCH.....	-	-	0	87502-Z6L-800	VXEK
	15		BOLT, SOCKET, 5X9.....	-	-	0	90011-Z0H-811	TAX2
	16		SCREW, TAPPING, 3X8 (PO).....	-	-	0	90101-SP1-003	VXEK
	17		SCREW, SPECIAL, 6X8.....	-	-	0	90380-MB2-000	VXEK
	18		GROMMET, CONTROL BOX.....	-	-	0	90601-Z6L-000	VXEK
	19		BAND, WIRE, 95MM.....	-	-	0	90650-KV6-003	VXEK
	20		CLIP, WIRE HARNESS.....	-	-	0	90681-763-A01	VXEK
	21		SCREW, PAN, 5X10.5.....	-	-	0	91508-GN2-000	VXEK
	22		CLIP, COUPLER (BLACK).....	-	-	0	91565-SEL-003	VXEK
	23		SCREW-WASHER, 5X8.....	-	-	0	93893-05008-07	VXEK
	24		SCREW, TAPPING, 5X14 (PO).....	-	-	0	93913-25310	VXEK
E-28	2	87516-Z6L-800	MARK, OPERATOR CAUTION.....	-	-	1	87516-ZK6-000	VXEK
		87516-Z6L-800	MARK, OPERATOR CAUTION.....	1	-	-	87516-ZH7-010	VZK1
			MARK, OPERATOR CAUTION (CHINESE) (MADE IN JAPAN)	-	-	0	87516-ZK6-000	TAX2

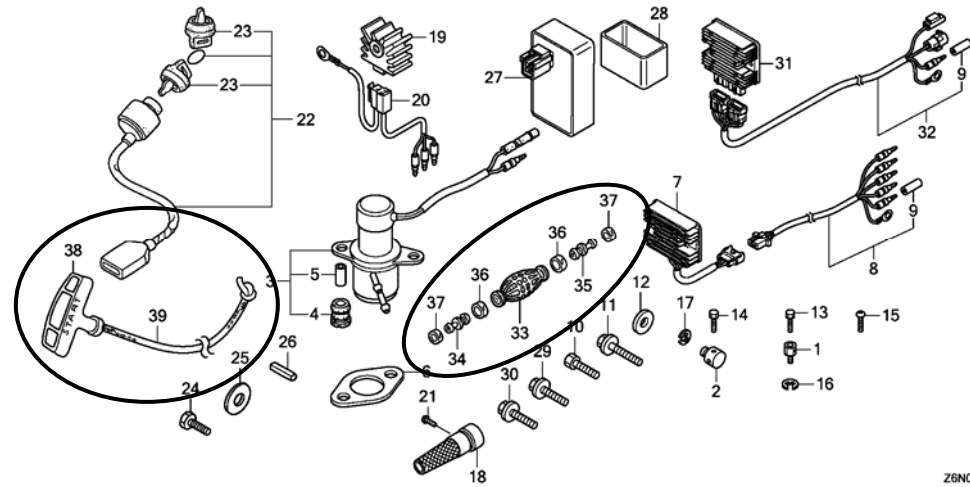
NOTE A:PART NO. CHANGE D:NEWLY PROVIDED E:PART NO.DELETION K:REQUIRED NO. CORRECTION L:APPLICATION SERIAL NO. CORRECTION
T:APPLICATION CORRECTION Z:REMARKS CHANGE

PARTS CATALOGUE NEWS

BOOKNo. : 13Z6NA01

Block No.	Ref. No.	Part No.	Description	Reqd. QTY			Base Part No.	Parts catalogue code
				GX 630	GX 660	GX 690		

E-40 OTHER PARTS (FUEL PUMP) (REGULATOR RECTIFIER)



Z6N0E4000E

E-40	6	18333-ZE3-801	GASKET, EX. PIPE.....	-	-	2	18333-ZE3-800	TAX2, VXEK
		18333-ZE3-801	GASKET, EX. PIPE.....	2	-	-	18333-ZE3-800	VZK1
	26	90745-ZJ1-V10	KEY, 6. 3X6. 3X43.....	-	-	1		TAX2
	33	17661-921-010	BULB, PRIMER.....	-	-	1		TAX2
	34	17665-ZV5-000	VALVE COMP., IN.....	-	-	1		TAX2
	35	17680-ZV4-000	VALVE COMP., OUTLET.....	-	-	1		TAX2
	36	17703-921-010	BAND, TUBE CLIP, 20MM.....	-	-	2		TAX2
	37	17704-ZV4-010	BAND, TUBE CLIP, 12.5MM.....	-	-	2		TAX2
	38	28461-ZH8-013	GRIP, STARTER.....	-	-	1		TAX2
39	28462-Z6L-003	ROPE, RECOIL STARTER.....	-	-	1		TAX2	
E-40-1	4	87539-Z0J-000	MARK, EX. CAUTION(ENGLISH)....	-	-	(1)		VXEK
	5	87539-Z0J-810	MARK, EX. CAUTION(FRENCH).....	-	-	(1)		VXEK

NOTE A:PART NO. CHANGE D:NEWLY PROVIDED E:PART NO.DELETION K:REQUIRED NO. CORRECTION L:APPLICATION SERIAL NO. CORRECTION
T:APPLICATION CORRECTION Z:REMARKS CHANGE

PARTS CATALOGUE NEWS

BOOKNo. : 13Z6NA01

Block No.	Ref. No.	Part No.	Description	Reqd. QTY			Base Part No.	Parts catalogue code
				GX 630	GX 660	GX 690		
	7	87539-Z0J-800	MARK, EX. CAUTION (PICTOGRAPH).	-	-	(1)	VXEK	

NOTE A:PART NO. CHANGE D:NEWLY PROVIDED E:PART NO.DELETION K:REQUIRED NO. CORRECTION L:APPLICATION SERIAL NO. CORRECTION
T:APPLICATION CORRECTION Z:REMARKS CHANGE



PARTS CATALOGUE NEWS

Honda Motor Co., Ltd.
Customer Service Technology Development Division

PARTS CATALOGUE - CORRECTED

Printed in Japan

CODE NO.	13Z6NA01
PARTS CATALOGUE NEWS	GX630 GX660 GX690
NEWS NO.	021

Block No.	Ref. No.	Note	Part No.	Description	Reqd. QTY			Serial No.	Parts catalogue code
					GX 630	GX 660	GX 690		
E-22	4	E	16550-Z6L-000	*PARTS NO. DELETION					
		T	16500-Z6L-010	ARM COMP., GOVERNOR.....	1	-	1	-----	VXC, VXC2
		T	16550-Z6L-020	-	1	-	1000007	BAFH, TAF5, TAFH, TDW1, TKW1, TXF3, VAY
					-	-	1	1001824	BAFH, TAF5, TAFH, TDW1, TKW1, TXF3, VAY, VYE3
					1	-	-	1004540	QAFH, QKF, QKF1, QKW1, QKW2, QWD, QWF, QZD1, QZK, SAE1, SYA1 VAY, VEPH, VXAH, VXEK, VYE3, VZE1, VZE8
					1	-	1	-----	TAX2, VZK1
	5	T	16553-Z6L-000	ARM, SUB.....	1	-	1	-----	VXC, VXC2
		T	16553-Z6L-010	-	1	-	1000007	BAFH, TAF5, TAFH, TDW1, TKW1, TXF3, VAY
					-	-	1	1001824	BAFH, TAF5, TAFH, TDW1, TKW1, TXF3, VAY, VYE3
					1	-	-	1004540	QAFH, QKF, QKF1, QKW1, QKW2, QWD, QWF, QZD1, QZK, SAE1, SYA1 VAY, VEPH, VXAH, VXEK, VYE3, VZE1, VZE8
					1	-	1	-----	TAX2, VZK1
	6	E	16555-Z6L-000	*PARTS NO. DELETION					
	8	E	16562-Z6L-000	*PARTS NO. DELETION					
		T	16562-Z6L-010	SPRING, THROTTLE RETURN.....	-	1	-	1000007	BAFH, TAF5, TAFH, TDW1, TKW1, TXF3, VAY

NOTE A:PART NO. CHANGE D:NEWLY PROVIDED E:PART NO. DELETION K:REQUIRED NO. CORRECTION L:APPLICATION SERIAL NO. CORRECTION
T:APPLICATION CORRECTION Z:REMARKS CHANGE

PARTS CATALOGUE NEWS

BOOKNo. : 13Z6NA01

Block No.	Ref. No.	Note	Part No.	Description	Reqd. QTY			Serial No.	Parts catalogue code
					GX 630	GX 660	GX 690		
					-	-	1	1001824 -----	BAFH, TAF5, TAFH, TDW1, TKW1, TXF3, VAY, VXEH, VYE3
					1	-	-	1004540 -----	QAFH, QKF, QKF1, QKW1, QKW2, QWD, QWF, QZD1, QZK, SAE1 SYA1, VAY, VEPH, VXAH, VYE3, VZE1, VZE8
					1	-	1	-----	TAX2, VXEK, VZK1
	36	T	04102-Z6L-000	ARM KIT, GOVERNOR.....	(1)	-	-	----- 1004539	QAFH, QKF, QKF1, QKW1, QKW2, QWD, QWF, QZD1, QZK, SAE1 SYA1, VAY, VEPH, VXAH, VXEK, VYE3, VZE1, VZE8
					-	(1)	-	----- 1000006	BAFH, TAF5, TAFH, TAX2, TDW1, TKW1, TXF3, VAY
					-	-	(1)	----- 1001823	BAFH, TAF5, TAFH, TAX2, TDW1, TKW1, TXF3, VAY, VYE3
	37	T	16555-Z6L-010	ROD, GOVERNOR.....	-	1	-	1000007 -----	BAFH, TAF5, TAFH, TAX2, TDW1, TKW1, TXF3, VAY
					-	-	1	1001824 -----	BAFH, TAF5, TAFH, TAX2, TDW1, TKW1, TXF3, VAY, VYE3
					1	-	-	1004540 -----	QAFH, QKF, QKF1, QKW1, QKW2, QWD, QWF, QZD1, QZK, SAE1 SYA1, VAY, VEPH, VXAH, VXEK, VYE3, VZE1, VZE8
					1	-	1	-----	TAX2, VZK1
	38	T	17957-Z6L-003	BUSH, LINKAGE.....	-	1	-	1000007 -----	BAFH, TAF5, TAFH, TAX2, TDW1, TKW1, TXF3, VAY
					-	-	1	1001824 -----	BAFH, TAF5, TAFH, TAX2, TDW1, TKW1, TXF3, VAY, VYE3
					1	-	-	1004540 -----	QAFH, QKF, QKF1, QKW1, QKW2, QWD, QWF, QZD1, QZK, SAE1 SYA1, VAY, VEPH, VXAH, VXEK, VYE3, VZE1, VZE8
					1	-	-	-----	VZK1
					-	-	(1)	-----	TAX2

NOTE A:PART NO. CHANGE D:NEWLY PROVIDED E:PART NO.DELETION K:REQUIRED NO. CORRECTION L:APPLICATION SERIAL NO. CORRECTION
T:APPLICATION CORRECTION Z:REMARKS CHANGE

September 16, 2011



PARTS CATALOGUE NEWS

Honda Motor Co., Ltd.
Customer Service Technology Development Division

Printed in Japan

CODE NO.	13Z6NA01
PARTS CATALOGUE NEWS	GX630 GX660 GX690
NEWS NO.	022

GX690-TWD TYPE sales parts information

NOTE: This Parts Catalogue News explains only the parts of the different model that are produced to conform to addition of the GX690-TWD type.

As for the parts not listed on this Parts Catalogue News, use the parts of the GX660-TAF5 type.

•Models, parts catalogue codes and applicable serial numbers

Model	Type		Parts catalogue type	Applicable engine serial No.	Applicable carburetor identification No.
GX660	TAF5	Base type	TAF5	GCBCK-1000001~	BK06A A
GX690	TWD	Additional type	TWD	GCBDK-1000001~	BK05K A

•Features of each type		Base type	Additional type
Model		GX660	GX690
Type		TAF5	TWD
Crankshaft	25.4 mm Ø Straight (L=138)		
	28.575 mm Ø Straight (L=162)	●	●
	36.5 mm Ø Straight (L=175.2)		
	5/16" Tapered		
	25 mm Ø Straight (L=129)		
	M10 Tapered		
Muffler	High-R		
	High-L	●	●
	Side mount		
Spark arrester			
Deflector kit			
Control box			

PARTS CATALOGUE NEWS

BOOKNo. : 13Z6NA01

Block No.	Ref. No.	Part No.	Description	Reqd. QTY			Base Part No.	Parts catalogue code
				GX 630	GX 660	GX 690		
E-2	2	12110-Z6L-305	HEAD COMP., CYLINDER.....	-	-	1	12110-Z6L-000	
	3	12120-Z6L-305	HEAD COMP., CYLINDER.....	-	-	1	12120-Z6L-000	
	9	16722-Z6L-010	STAY, FUEL TUBE GROMMET.....	-	-	1	16722-Z6L-000	
	10	17101-Z6L-305	MANIFOLD, INTAKE.....	-	-	1	17101-Z6L-000	
	11	17151-Z6L-305	PACKING, INTAKE MANIFOLD.....	-	-	2	17151-Z6L-000	
	16	90006-Z6L-000	BOLT, FLANGE, 8X55.....	-	-	4	95701-06050-00	
E-3	1	11100-Z6L-811	CRANKCASE ASSY.....	-	-	1	11100-Z6L-810	
	7	16541-Z6L-010	SHAFT, GOVERNOR ARM.....	-	-	1	16541-Z6L-000	
E-6	1	11300-Z6L-010	COVER ASSY., CRANKCASE.....	-	-	1	11300-Z6L-000	
	3		GEAR COMP., OIL PUMP.....	-	-	0	15140-Z6L-000	
	13	16510-Z6L-010	GOVERNOR ASSY.....	-	-	1	16510-Z6L-000	
	14	16511-Z6L-310	WEIGHT, GOVERNOR.....	-	-	3	16511-Z6L-300	
	15	16512-Z6L-310	HOLDER, GOVERNOR WEIGHT.....	-	-	1	16512-Z6L-300	
E-8	2	13101-Z6L-010	PISTON.....	-	-	2	13101-Z6L-000	

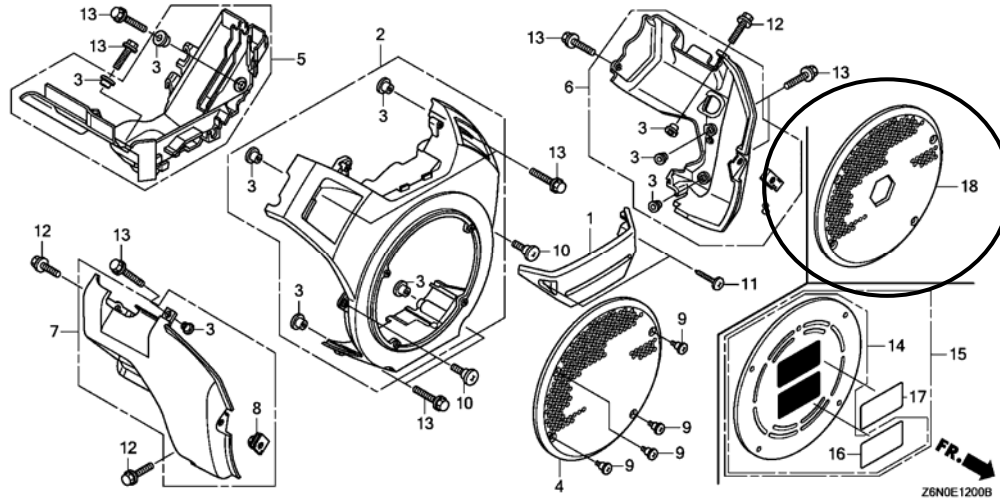
PARTS CATALOGUE NEWS

BOOKNo. : 13Z6NA01

Block No.	Ref. No.	Part No.	Description	Reqd. QTY			Base Part No.	Parts catalogue code
				GX 630	GX 660	GX 690		

E-12 FAN COVER

Ref. No.	(Relative ref. Number)	Description	FRT
4	(14, 15, 18)		
4141C9		PROTECTOR, FAN COVER	0.1



E-12	4		PROTECTOR, FAN COVER	-	-	0	19621-Z6L-000
	7	19642-Z6L-810	SHROUD, L. LOWER	-	-	1	19642-Z6L-000
	18	19621-Z6L-800	PROTECTOR, FAN COVER (P. T. O.) ..	-	-	1	
E-14	2	16010-Z6L-911	GASKET SET	-	-	1	16010-Z6L-003
	4		CHAMBER SET, FLOAT	-	-	0	16015-Z6L-003
	5	16016-Z6L-003	SCREW SET	-	-	2	
	6		SCREW SET, DRAIN	-	-	0	16024-124-760
	7	16100-Z6L-911	CARBURETOR ASSY. (BK05K A)	-	-	1	16100-Z8N-003
			CARBURETOR ASSY. (BK05K A)	-	-	0	16100-Z8N-013
	12	16166-Z6L-003	NOZZLE, MAIN	-	-	2	16166-Z8N-003
	14		TUBE, DRAIN	-	-	0	16198-Z6L-000
	25		CLIP, TUBE (B8)	-	-	0	95002-02080

PARTS CATALOGUE NEWS

BOOKNo. : 13Z6NA01

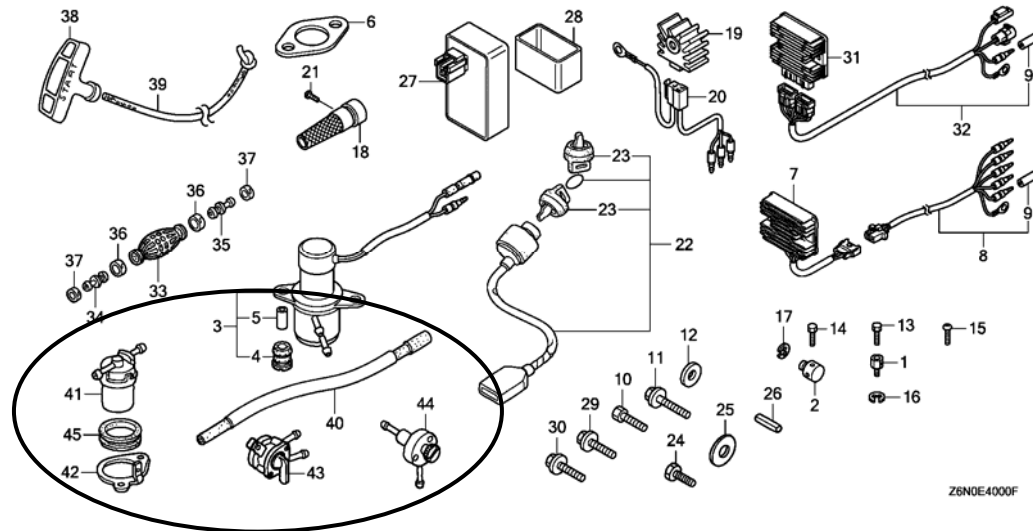
Block No.	Ref. No.	Part No.	Description	Reqd. QTY			Base Part No.	Parts catalogue code
				GX 630	GX 660	GX 690		
	26	99101-ZH8-1100	JET, MAIN, #110.....	-	-	(1)	99101-ZH8-1000	
		99101-ZH8-1180	JET, MAIN, #118.....	-	-	1		
			JET, MAIN, #112.....	-	-	0	99101-ZH8-1120	
	27	99101-ZH8-1100	JET, MAIN, #110.....	-	-	(1)	99101-ZH8-1000	
		99101-ZH8-1180	JET, MAIN, #118.....	-	-	1	99101-ZH8-1120	
	28	99204-ZE2-0450	JET SET, PILOT, #45.....	-	-	2	99204-ZE2-0400	
	32	16191-Z6L-800	GUARD, DRAIN HOSE.....	-	-	1		
	33	16192-Z6L-800	HOSE COMP., DRAIN.....	-	-	1		
	34	19051-KA3-830	RUBBER, RADIATOR MOUNTING.....	-	-	1		
	35	90659-680-013	CLIP, WIRE HARNESS.....	-	-	1		
	36	95002-40850-08	CLAMP, TUBE (D8.5).....	-	-	1		
	37	16015-Z6L-911	CHAMBER SET, FLOAT.....	-	-	1		
	39		CAP, ADJUSTING SCREW..... (CARBURETOR NO.)	-	-	0	16134-Z6L-801	
	40		SCREW SET.....	-	-	0	16016-Z6L-801	
E-16-1	4		PROTECTOR, MUFFLER (HIGH) (FUTABA)	-	-	0	18321-ZJ1-010	
	10		BOLT, FLANGE, 6X8.....	-	-	0	95701-06008-00	
E-18	3	16850-Z6L-010	TUBE COMP. A, FUEL (FKM).....	-	-	1	16850-Z6L-000	
E-19	4	23311-Z6L-800	SHAFT, FR. P.T.O. (HS).....	-	-	1		
	11	95701-08050-00	BOLT, FLANGE, 8X50.....	-	-	3		
E-22	2		CONTROL ASSY.....	-	-	0	16500-Z6L-000	
	12	16611-Z6L-010	ROD, CHOKE CONTROL.....	-	-	1	16611-Z6L-000	
	13	16617-Z6L-000	HOLDER, CABLE.....	-	-	1		
	15	92301-04006-0H	BOLT, RECESSED, 4X6.....	-	-	1		

PARTS CATALOGUE NEWS

BOOKNo. : 13Z6NA01

Block No.	Ref. No.	Part No.	Description	Reqd. QTY			Base Part No.	Parts catalogue code
				GX 630	GX 660	GX 690		
	20	94540-05018	E-RING, 5MM.....	-	-	1		
	21	95701-06010-00	BOLT, FLANGE, 6X10.....	-	-	1		
	23	16500-Z6L-812	CONTROL ASSY.....	-	-	1		
	25	16594-883-010	HOLDER, WIRE.....	-	-	2		
	28	16617-Z6L-000	HOLDER, CABLE.....	-	-	1		
	29	92301-04006-0H	BOLT, RECESSED, 4X6.....	-	-	3		
	30	94540-05018	E-RING, 5MM.....	-	-	3		
E-28	3	87521-Z6L-000	EMBLEM (GX690).....	-	-	1	87521-Z8N-000	

E-40 OTHER PARTS (FUEL PUMP) (REGULATOR RECTIFIER)



E-40	1		HOLDER, WIRE.....	-	-	0	16594-883-010	
	2		HOLDER, CABLE.....	-	-	0	16617-Z6L-000	
	6	18333-ZE3-801	GASKET, EX. PIPE.....	-	-	2	18333-ZE3-800	
	10	90003-ZE2-000	BOLT, HEX. (7/16-20UNF).....	-	-	1		

PARTS CATALOGUE NEWS

BOOKNo. : 13Z6NA01

Block No.	Ref. No.	Part No.	Description	Reqd. QTY			Base Part No.	Parts catalogue code
				GX 630	GX 660	GX 690		
	13		BOLT, RECESSED, 4X6.....	-	-	0	92301-04006-0H	
	14		BOLT, RECESSED, 4X6.....	-	-	0	92301-04006-0H	
	16		E-RING, 5MM.....	-	-	0	94540-05018	
	17		E-RING, 5MM.....	-	-	0	94540-05018	
	22	35100-766-013	SWITCH ASSY., COMBINATION.....	-	-	1		
	23	35110-736-612	KEY ASSY., COMBINATION SWITCH (BLACK)	-	-	2		
	26	90745-ZE2-600	KEY, 6.3X6.3X43.....	-	-	1		
	40	16850-797-A00	TUBE COMP. A, FUEL.....	-	-	1		
	41	16900-SA5-004	STRAINER COMP., FUEL (TOYO ROKI)	-	-	1		
	42	16914-ZW1-000	STAY, FUEL STRAINER.....	-	-	1		
	43	16950-797-A01	COCK ASSY., FUEL.....	-	-	1		
	44	16980-797-A01	SCREW COMP., FUEL DRAIN.....	-	-	1		
	45	40146-ZV5-000	GROMMET, FUEL STRAINER.....	-	-	1		

October 13, 2011



PARTS CATALOGUE NEWS

Honda Motor Co., Ltd.
Customer Service Technology Development Division

Printed in Japan

CODE NO.	13Z6NA01
PARTS CATALOGUE NEWS	GX630 GX660 GX690
NEWS NO.	023

GX630-QKF2 AND VZE9 TYPES sales parts information

NOTE: This Parts Catalogue News explains only the parts of the different model that are produced to conform to addition of the GX630-QKF2 AND VZE9 types.

As for the parts not listed on this Parts Catalogue News, use the parts of the GX630-QKF1 AND VZE8 types.

• Models, parts catalogue codes and applicable serial numbers

Model	Type		Parts catalogue type	Applicable engine serial No.	Applicable carburetor identification No.
GX630	QKF1	Base model	QKF1	GCBBK-1000001~	BK07F A
	QKF2	Additional model	QKF2	GCBBK-1000001~	BK07F B
	VZE8	Base model	VZE8	GCBBK-1000001~	BK07A A
	VZE9	Additional model	VZE9	GCBBK-1000001~	BK07A C

BOOKNo. : 13Z6NA01

• Features of each type		Base type	Additional type	Base type	Additional type	
Model		GX630				
Specifications		Type	QKF1	QKF2	VZE8	VZE9
Crankshaft	25.4 mm Ø Straight (L=138)	●	●			
	28.575 mm Ø Straight (L=162)					
	36.5 mm Ø Straight (L=175.2)					
	5/16" Tapered					
	25 mm Ø Straight (L=129)					
	M10 Tapered			●	●	
Muffler	High-R	(●)	(●)	(●)	(●)	
	High-L	(●)	(●)	(●)	(●)	
	Side mount					
Spark arrester		(●)	(●)	(●)	(●)	
Deflector kit						
Control box						

PARTS CATALOGUE NEWS

BOOKNo. : 13Z6NA01

Block No.	Ref. No.	Part No.	Description	Reqd. QTY			Base Part No.	Parts catalogue code
				GX 630	GX 660	GX 690		
E-2	2	12110-Z6L-305	HEAD COMP., CYLINDER.....	1	-	-	12110-Z6L-000	QKF2, VZE9
	3	12120-Z6L-305	HEAD COMP., CYLINDER.....	1	-	-	12120-Z6L-000	QKF2, VZE9
	9	16722-Z6L-010	STAY, FUEL TUBE GROMMET.....	1	-	-	16722-Z6L-000	QKF2, VZE9
	10	17101-Z6L-305	MANIFOLD, INTAKE.....	1	-	-	17101-Z6L-000	QKF2, VZE9
	11	17151-Z6L-305	PACKING, INTAKE MANIFOLD.....	2	-	-	17151-Z6L-000	QKF2, VZE9
	16	90006-Z6L-000	BOLT, FLANGE, 8X55.....	4	-	-	95701-06050-00	QKF2, VZE9
E-3	1	11100-Z6L-830	CRANKCASE ASSY.....	1	-	-	11100-Z6L-010	QKF2
	7	16541-Z6L-010	SHAFT, GOVERNOR ARM.....	1	-	-	16541-Z6L-000	VZE9
E-6	1	11300-Z6L-010	COVER ASSY., CRANKCASE.....	1	-	-	11300-Z6L-000	VZE9
	13	16510-Z6L-010	GOVERNOR ASSY.....	1	-	-	16510-Z6L-000	VZE9
	14	16511-Z6L-310	WEIGHT, GOVERNOR.....	3	-	-	16511-Z6L-300	VZE9
	15	16512-Z6L-310	HOLDER, GOVERNOR WEIGHT.....	1	-	-	16512-Z6L-300	VZE9
E-8	2	13101-Z6L-010	PISTON.....	2	-	-	13101-Z6L-000	QKF2, VZE9
E-12	2		COVER COMP., FAN *R280*..... POWER RED	0	-	-	19610-Z6L-000ZA	VZE9
E-14	7	16100-Z9E-932	CARBURETOR ASSY. (BK07F B).....	1	-	-	16100-Z9E-931	QKF2
	12	16166-Z9E-932	NOZZLE, MAIN.....	2	-	-		QKF2
	26	99101-Z9E-0980	JET, MAIN, #98.....	(1)	-	-	99101-Z9E-0980	QKF2
		99101-Z9E-1020	JET, MAIN, #102.....	(1)	-	-	99101-Z9E-0980	QKF2
		99101-Z9E-1100	JET, MAIN,.....	1	-	-		QKF2
		99101-ZH8-0980	JET, MAIN, #98.....	(1)	-	-	99101-ZH8-0900	VZE9
		99101-ZH8-1020	JET, MAIN, #102.....	(1)	-	-	99101-ZH8-0900	VZE9
			JET, MAIN, #102..... (CARBURETOR NO.)	(0)	-	-	99101-Z9E-1020	QKF2
		JET, MAIN, #102.....	(0)	-	-	99101-ZH8-0950	VZE9	

PARTS CATALOGUE NEWS

BOOKNo. : 13Z6NA01

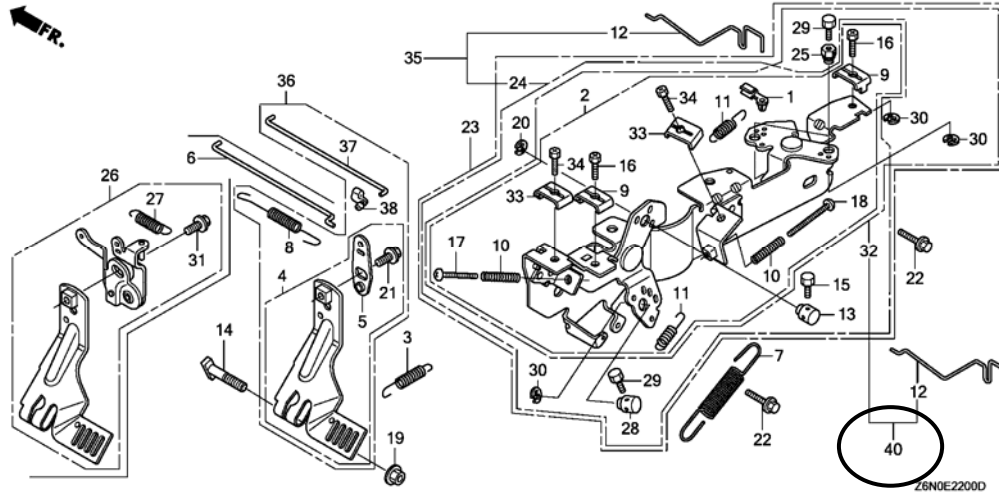
Block No.	Ref. No.	Part No.	Description	Reqd. QTY			Base Part No.	Parts catalogue code
				GX 630	GX 660	GX 690		
			JET, MAIN, #102..... (CARBURETOR NO.)	(0)	-	-	99101-ZH8-0980	VZE9
			JET, MAIN, #102..... (CARBURETOR NO.)	(0)	-	-	99101-ZH8-1020	VZE9
	27	99101-Z9E-0980	JET, MAIN, #98.....	(1)	-	-	99101-Z9E-0980	QKF2
		99101-Z9E-1020	JET, MAIN, #102.....	(1)	-	-	99101-Z9E-0980	QKF2
		99101-Z9E-1100	JET, MAIN.....	1	-	-	99101-Z9E-1050	QKF2
		99101-ZH8-1020	JET, MAIN, #102.....	(1)	-	-	99101-ZH8-0920	VZE9
			JET, MAIN, #102..... (CARBURETOR NO.)	(0)	-	-	99101-Z9E-1020	QKF2
			JET, MAIN, #102..... (CARBURETOR NO.)	(0)	-	-	99101-ZH8-0980	VZE9
			JET, MAIN, #102..... (CARBURETOR NO.)	(0)	-	-	99101-ZH8-1020	VZE9
E-16	2	06185-Z6L-010	ARRESTER KIT (HIGH).....	(1)	-	-	06185-Z6L-000	QKF2, VZE9
	5	18355-ZJ1-010	ARRESTER, SPARK.....	(1)	-	-	18355-ZJ1-000	QKF2, VZE9
	6	90007-Z6L-000	SCREW, TAPPING, 5X8.....	(1)	-	-	93901-250J0	QKF2, VZE9
E-16-1	2	06185-Z6L-010	ARRESTER KIT (HIGH).....	(1)	-	-	06185-Z6L-000	QKF2, VZE9
	5	18355-ZJ1-010	ARRESTER, SPARK.....	(1)	-	-	18355-ZJ1-000	QKF2, VZE9
	6	90007-Z6L-000	SCREW, TAPPING, 5X8.....	(1)	-	-	93901-250J0	QKF2, VZE9
E-18	3	16850-Z6L-010	TUBE COMP. A, FUEL (FKM).....	1	-	-	16850-Z6L-000	VZE9
E-20	5		RECTIFIER COMP., REGULATOR (5A)	0	-	-	31750-735-013	VZE9
	6		HARNES ASSY., ENGINE WIRE...	0	-	-	32110-Z6L-800	VZE9
	7	32110-Z6L-810	HARNES ASSY., ENGINE WIRE...	1	-	-		VZE9
	10		HARNES ASSY., REGULATOR RECTIFIER	0	-	-	32183-Z6L-000	VZE9

BOOKNo. : 13Z6NA01

Block No.	Ref. No.	Part No.	Description	Reqd. QTY			Base Part No.	Parts catalogue code
				GX 630	GX 660	GX 690		

E-22 CONTROL

Ref. No.	(Relative ref. Number) LON Description	FRT
2	(23, 24, 32, 35, 40) 1161A5 CONTROL, THROTTLE/GOVERNOR ...	0.4



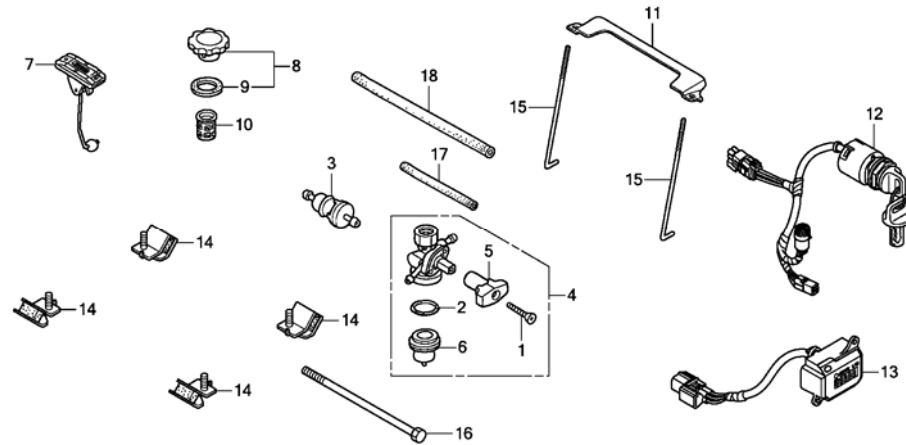
E-22	12	16611-Z6L-010	ROD, CHOKE CONTROL.....	1	-	-	16611-Z6L-000	QKF2, VZE9
	23	16500-Z6L-812	CONTROL ASSY.....	1	-	-	16500-Z6L-811	QKF2
	32	16500-Z6L-822	CONTROL ASSY.....	1	-	-	16500-Z6L-820	VZE9
	40	04101-Z6L-820	CONTROL KIT.....	1	-	-		VZE9
E-28	2	87516-ZK6-000	MARK, OPERATOR CAUTION (CHINESE) (MADE IN JAPAN)	1	-	-	87516-Z6L-800	QKF2
E-29	4	99004-16170	WRENCH, BOX (P16X17).....	1	-	-		VZE9
E-40	6	18333-ZB4-801	GASKET, EX. PIPE.....	2	-	-	18333-ZE3-800	VZE9
		18333-ZE3-801	GASKET, EX. PIPE.....	2	-	-	18333-ZE3-800	VZE9
	19	31750-735-013	RECTIFIER COMP., REGULATOR (5A)	1	-	-		VZE9
	20	32183-Z6L-000	HARNESS ASSY., REGULATOR RECTIFIER	1	-	-		VZE9

PARTS CATALOGUE NEWS

BOOKNo. : 13Z6NA01

Block No.	Ref. No.	Part No.	Description	Reqd. QTY			Base Part No.	Parts catalogue code
				GX 630	GX 660	GX 690		

E-40-3 OTHER PARTS



Z6N0E4003

E-40-3	1	16080-191-005	SCREW, OVAL, 4X32.....	1	-	-	VZE9
	2	16173-001-004	PACKING, FUEL STRAINER CUP....	1	-	-	VZE9
	3	16910-ZE8-015	STRAINER COMP., FUEL.....	1	-	-	VZE9
	4	16950-ZA0-023	COCK ASSY., FUEL.....	1	-	-	VZE9
	5	16963-191-005	LEVER, FUEL COCK.....	1	-	-	VZE9
	6	16967-MA2-771	CUP, FUEL STRAINER.....	1	-	-	VZE9
	7	17505-ZC8-003	METER ASSY., FUEL.....	1	-	-	VZE9
	8	17620-899-013	CAP COMP., FUEL FILLER.....	1	-	-	VZE9
	9	17631-899-000	PACKING, FUEL FILLER CAP.....	1	-	-	VZE9
	10	17672-899-000	FILTER, FUEL.....	1	-	-	VZE9
	11	31512-ZA0-000	PLATE, BATTERY SETTING.....	1	-	-	VZE9
	12	35100-Z6L-801	SWITCH ASSY., COMBINATION....	1	-	-	VZE9

PARTS CATALOGUE NEWS

BOOKNo. : 13Z6NA01

Block No.	Ref. No.	Part No.	Description	Reqd. QTY			Base Part No.	Parts catalogue code
				GX 630	GX 660	GX 690		
	13	39700-Z6L-003	METER ASSY., HOUR.....	1	-	-	VZE9	
	14	68325-Z6N-800	RUBBER, BOTTOM.....	4	-	-	VZE9	
	15	90001-728-760	BOLT, BATTERY SETTING.....	2	-	-	VZE9	
	16	90101-Z26-000	BOLT, HEX., 10X278.....	1	-	-	VZE9	
	17	95001-45150-50	HOSE, FUEL, 4.5X150 (95001-45001-50M)	1	-	-	VZE9	
	18	95001-55250-50	HOSE, FUEL, 5.5X250 (95001-55001-50M)	1	-	-	VZE9	



PARTS CATALOGUE NEWS

Honda Motor Co., Ltd.
Customer Service Technology Development Division

PARTS CATALOGUE - CORRECTED

Printed in Japan

CODE NO.	13Z6NA01
PARTS CATALOGUE NEWS	GX630 GX660 GX690
NEWS NO.	024

Block No.	Ref. No.	Note	Part No.	Description	Reqd. QTY			Serial No.	Parts catalogue code
					GX 630	GX 660	GX 690		
E-3	1	L	11100-Z6L-800	CRANKCASE ASSY.....	1	-	-	----- 1006302	QZK, VEPH, VXAH, VYE3, VZE1, VZE8
					-	1	1	-----	-----
		L	11100-Z6L-801	1	-	-	----- 1006302	QZD1, VXEK
					-	-	1	-----	-----
D	11100-Z6L-840	1	-	-	1006303	-----	QZD1, QZK, VEPH, VXAH, VXEK, VYE3, VZE1, VZE8	
			1	-	-	-----	-----	VZE9, VZK1	

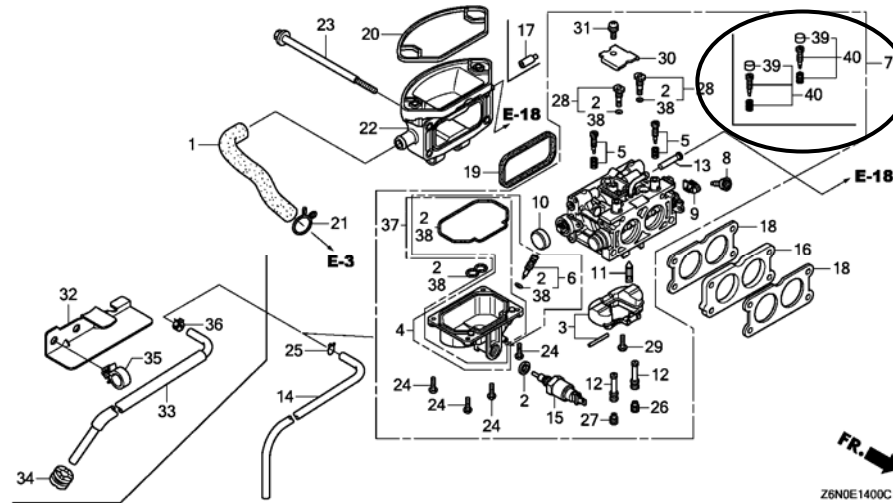
NOTE A:PART NO. CHANGE D:NEWLY PROVIDED E:PART NO.DELETION K:REQUIRED NO. CORRECTION L:APPLICATION SERIAL NO. CORRECTION
T:APPLICATION CORRECTION Z:REMARKS CHANGE

PARTS CATALOGUE NEWS

BOOKNo. : 13Z6NA01

Block No.	Ref. No.	Note	Part No.	Description	Reqd. QTY			Serial No.	Parts catalogue code
					GX 630	GX 660	GX 690		

E-14 CARBURETOR (1)



E-14	5	L	16016-Z6L-003	SCREW SET.....	2	-	2	-----	-----	QKF1, QKF2, SYA1, TAX2, TWD
				(CARBURETOR NO.)	-	2	-	-----	BK06E A	VXEH
				(CARBURETOR NO.)	-	2	-	-----	BK06A A	BAFH, TAF5, TAFH, TDW1, TKW1, TXF3, VAY
				(CARBURETOR NO.)	-	-	2	-----	BK05A A	BAFH, TAF5, TAFH, TDW1, TKW1, TXF3, VAY, VYE3
				(CARBURETOR NO.)	-	-	2	-----	BK05D A	VXEH
	7	L	16100-Z6L-003	CARBURETOR ASSY. (BK05A A).....	-	-	1	-----	1001560	BAFH, TAF5, TAFH, TDW1, TKW1, TXF3, VAY, VYE3
		D	16100-Z6L-013	CARBURETOR ASSY. (BK05A B).....	-	-	1	-----	1001561	BAFH, TAF5, TAFH, TDW1, TKW1, TXF3, VAY, VYE3
		L	16100-Z6L-851	CARBURETOR ASSY. (BK05D A).....	-	-	1	-----	1002191	VXEH
		T	16100-Z6L-852	CARBURETOR ASSY. (BK05D B).....	-	-	1	-----	1002192	VXEH
					-	-	1	-----	-----	VXEK
		L	16100-Z8N-003	CARBURETOR ASSY. (BK06A A).....	-	1	-	-----	1000005	BAFH, TAF5, TAFH, TDW1, TKW1, TXF3, VAY

NOTE A:PART NO. CHANGE D:NEWLY PROVIDED E:PART NO.DELETION K:REQUIRED NO. CORRECTION L:APPLICATION SERIAL NO. CORRECTION
T:APPLICATION CORRECTION Z:REMARKS CHANGE

PARTS CATALOGUE NEWS

BOOKNo. : 13Z6NA01

Block No.	Ref. No.	Note	Part No.	Description	Reqd. QTY			Serial No.	Parts catalogue code
					GX 630	GX 660	GX 690		
		D	16100-Z8N-013	CARBURETOR ASSY. (BK06A B).....	-	1	-	1000006 -----	BAFH, TAF5, TAFH, TDW1, TKW1, TXF3, VAY
		L	16100-Z9E-003	CARBURETOR ASSY. (BK07A A).....	1	-	-	----- 1003477	QAFH, QKF, QKW1, QKW2, QWD, QWF, QZD1, QZK, SAE1, VAY, VEPH VXAH, VYE3, VZE1, VZE8
		L	16100-Z9E-013	CARBURETOR ASSY. (BK07A B).....	1	-	-	1003478 1006302	QAFH, QKF, QKW1, QKW2, QWD, QWF, QZD1, QZK, SAE1, VAY, VEPH VXAH, VYE3, VZE1, VZE8
					1	-	-	----- 1006302	VXEK
		T	16100-Z9E-023	CARBURETOR ASSY. (BK07A C).....	1	-	-	1006303 -----	QAFH, QKF, QKW1, QKW2, QWD, QWF, QZD1, QZK, SAE1, VAY, VEPH VXAH, VXEK, VYE3, VZE1, VZE8
					1	-	-	----- -----	VZE9, VZK1
12		L	16166-Z8N-003	NOZZLE, MAIN (CARBURETOR NO.)	2	-	-	----- BK07A B	QAFH, QKF, QKW1, QKW2, QWD, QWF, QZD1, QZK, SAE1, VAY, VEPH VXAH, VXEK, VYE3, VZE1, VZE8
		T	16166-Z9E-003	(CARBURETOR NO.)	2	-	-	BK07A C -----	QAFH, QKF, QKW1, QKW2, QWD, QWF, QZD1, QZK, SAE1, VAY, VEPH VXAH, VXEK, VYE3, VZE1, VZE8
					2	-	-	----- -----	VZE9, VZK1
26		T	99101-ZH8-1100	JET, MAIN, #110..... (CARBURETOR NO.)	1	-	-	BK07A C -----	QAFH, QKF, QKW1, QKW2, QWD, QWF, QZD1, QZK, SAE1, VAY, VEPH VXAH, VXEK, VYE3, VZE1, VZE8
					1	-	-	----- -----	VZE9, VZK1
					-	-	(1)	----- -----	BAFH, TAF5, TAFH, TAX2, TDW1, TKW1, TWD, TXF3, VAY, VXEK, VXEK VYE3
		T	99101-ZH8-0980	JET, MAIN, #98..... (CARBURETOR NO.)	(1)	-	-	BK07A C -----	QAFH, QKF, QKW1, QKW2, QWD, QWF, QZD1, QZK, SAE1, VAY, VEPH VXAH, VXEK, VYE3, VZE1, VZE8
					(1)	-	-	----- -----	QZD1, VXEK, VZE9, VZK1
		T	99101-ZH8-1020	JET, MAIN, #102..... (CARBURETOR NO.)	(1)	-	-	BK07A C -----	QAFH, QKF, QKW1, QKW2, QWD, QWF, QZD1, QZK, SAE1, VAY, VEPH VXAH, VXEK, VYE3, VZE1, VZE8
					(1)	-	-	----- -----	VZE9, VZK1
				(CARBURETOR NO.)	1	-	-	----- BK07A B	QAFH, QKF, QKW1, QKW2, QWD, QWF, QZD1, QZK, SAE1, VAY, VEPH VXAH, VXEK, VYE3, VZE1, VZE8

NOTE A:PART NO. CHANGE D:NEWLY PROVIDED E:PART NO.DELETION K:REQUIRED NO. CORRECTION L:APPLICATION SERIAL NO. CORRECTION
T:APPLICATION CORRECTION Z:REMARKS CHANGE

PARTS CATALOGUE NEWS

BOOKNo. : 13Z6NA01

Block No.	Ref. No.	Note	Part No.	Description	Reqd. QTY			Serial No.	Parts catalogue code
					GX 630	GX 660	GX 690		
		T	99101-ZH8-0900	JET, MAIN, #90..... (CARBURETOR NO.)	(1)	-	-	----- BK07A B	QAFH, QKF, QKW1, QKW2, QWD, QWF, QZD1, QZK, SAE1, VAY, VEPH VXAH, VXEK, VYE3, VZE1, VZE8
		T	99101-ZH8-0950	JET, MAIN, #95..... (CARBURETOR NO.)	(1)	-	-	----- BK07A B	QAFH, QKF, QKW1, QKW2, QWD, QWF, QZD1, QZK, SAE1, VAY, VEPH VXAH, VXEK, VYE3, VZE1, VZE8
	27	T	99101-ZH8-1100	JET, MAIN, #110..... (CARBURETOR NO.)	1	-	-	BK07A C -----	QAFH, QKF, QKW1, QKW2, QWD, QWF, QZD1, QZK, SAE1, VAY, VEPH VXAH, VXEK, VYE3, VZE1, VZE8
					1	-	-	-----	VZE9, VZK1
					-	-	(1)	-----	BAFH, TAF5, TAFH, TAX2, TDW1, TKW1, TWD, TXF3, VAY, VXEH, VXEK VYE3
		T	99101-ZH8-1020	JET, MAIN, #102..... (CARBURETOR NO.)	(1)	-	-	BK07A C -----	QAFH, QKF, QKW1, QKW2, QWD, QWF, QZD1, QZK, SAE1, VAY, VEPH VXAH, VXEK, VYE3, VZE1, VZE8
					(1)	-	-	-----	VZE9, VZK1
		L	99101-ZH8-1050	JET, MAIN, #105..... (CARBURETOR NO.)	1	-	-	----- BK07A B	QAFH, QKF, QKW1, QKW2, QWD, QWF, QZD1, QZK, SAE1, VAY, VEPH VXAH, VXEK, VYE3, VZE1, VZE8
		L	99101-ZH8-0920	JET, MAIN, #92..... (CARBURETOR NO.)	(1)	-	-	----- BK07A B	QAFH, QKF, QKW1, QKW2, QWD, QWF, QZD1, QZK, SAE1, VAY, VEPH VXAH, VXEK, VYE3, VZE1, VZE8
	39	D	16134-Z6L-801	CAP, ADJUSTING SCREW..... (CARBURETOR NO.)	-	2	-	BK06A B -----	BAFH, TAF5, TAFH, TDW1, TKW1, TXF3, VAY
				(CARBURETOR NO.)	-	-	2	BK05A B -----	BAFH, TAF5, TAFH, TDW1, TKW1, TXF3, VAY, VYE3
				(CARBURETOR NO.)	2	-	-	BK07A B -----	QAFH, QKF, QKW1, QKW2, QWD, QWF, QZD1, QZK, SAE1, VAY, VEPH VXAH, VYE3, VZE1, VZE8
				(CARBURETOR NO.)	-	-	2	BK05D B -----	VXEH
				(CARBURETOR NO.)	-	2	-	BK06E B -----	VXEH
					2	2	-	-----	VXEK

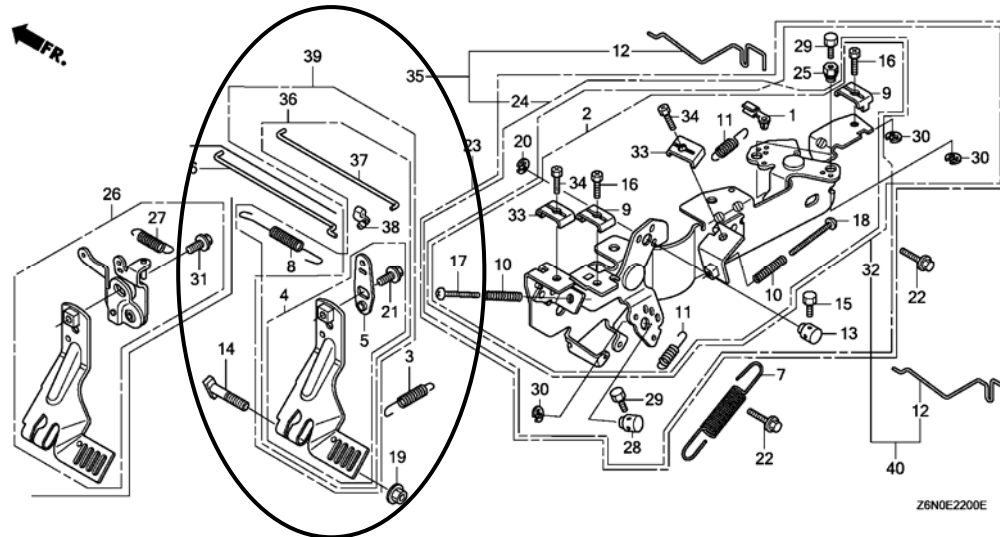
NOTE A:PART NO. CHANGE D:NEWLY PROVIDED E:PART NO.DELETION K:REQUIRED NO. CORRECTION L:APPLICATION SERIAL NO. CORRECTION
T:APPLICATION CORRECTION Z:REMARKS CHANGE

PARTS CATALOGUE NEWS

BOOKNo. : 13Z6NA01

Block No.	Ref. No.	Note	Part No.	Description	Reqd. QTY			Serial No.	Parts catalogue code
					GX 630	GX 660	GX 690		
					2	-	-	-----	VZE9, VZK1
	40	D	16016-Z6L-801	SCREW SET..... (CARBURETOR NO.)	-	2	-	BK06A B -----	BAFH, TAF5, TAFH, TDW1, TKW1, TXF3, VAY
				(CARBURETOR NO.)	-	-	2	BK05A B -----	BAFH, TAF5, TAFH, TDW1, TKW1, TXF3, VAY, VYE3
				(CARBURETOR NO.)	2	-	-	BK07A B -----	QAFH, QKF, QKW1, QKW2, QWD, QWF, QZD1, QZK, SAE1, VAY, VEPH VXAH, VYE3, VZE1, VZE8
				(CARBURETOR NO.)	-	-	2	BK05D B -----	VXEH
				(CARBURETOR NO.)	-	2	-	BK06E B -----	VXEH
					2	2	-	-----	VXEK
					2	-	-	-----	VZE9, VZK1

E-22 CONTROL



E-22	4	E	16550-Z6L-010	*PARTS NO. DELETION					
		T	16550-Z6L-020	ARM COMP., GOVERNOR.....	-	1	-	1000007 -----	BAFH, TAF5, TAFH, TDW1, TKW1, TXF3, VAY

NOTE A:PART NO. CHANGE D:NEWLY PROVIDED E:PART NO.DELETION K:REQUIRED NO. CORRECTION L:APPLICATION SERIAL NO. CORRECTION
T:APPLICATION CORRECTION Z:REMARKS CHANGE

PARTS CATALOGUE NEWS

BOOKNo. : 13Z6NA01

Block No.	Ref. No.	Note	Part No.	Description	Reqd. QTY			Serial No.	Parts catalogue code
					GX 630	GX 660	GX 690		
					-	-	1	1001824	----- BAFH, TAF5, TAFH, TDW1, TKW1, TXF3, VAY, VYE3
					1	-	-	1004540	----- QAFH, QKF, QKF1, QKW1, QKW2, QWD, QWF, QZD1, QZK, SAE1, SYA1 VAY, VEPH, VXAH, VXEK, VYE3, VZE1, VZE8
					-	-	1	1000028	----- VXC, VXC2
					1	-	-	1000029	----- VXC, VXC2
	5	E	16553-Z6L-000	*PARTS NO. DELETION					
		T	16553-Z6L-010	ARM, SUB.....	-	1	-	1000007	----- BAFH, TAF5, TAFH, TDW1, TKW1, TXF3, VAY
					-	-	1	1001824	----- BAFH, TAF5, TAFH, TDW1, TKW1, TXF3, VAY, VYE3
					1	-	-	1004540	----- QAFH, QKF, QKF1, QKW1, QKW2, QWD, QWF, QZD1, QZK, SAE1, SYA1 VAY, VEPH, VXAH, VXEK, VYE3, VZE1, VZE8
					-	-	1	1000028	----- VXC, VXC2
					1	-	-	1000029	----- VXC, VXC2
	6	E	16555-Z6M-000	*PARTS NO. DELETION					
	37	D	16555-Z6M-010	ROD, GOVERNOR.....	-	-	1	1000028	----- VXC, VXC2
					1	-	-	1000029	----- VXC, VXC2
	38	T	17957-Z6L-003	BUSH, LINKAGE.....	1	-	1	-----	----- QKF2, TWD, VZE9, VZK1
					-	-	(1)	-----	----- TAX2,
					-	1	-	1000007	----- BAFH, TAF5, TAFH, TDW1, TKW1, TXF3, VAY
					-	-	1	1001824	----- BAFH, TAF5, TAFH, TDW1, TKW1, TXF3, VAY, VYE3
					1	-	-	1004540	----- QAFH, QKF, QKF1, QKW1, QKW2, QWD, QWF, QZD1, QZK, SAE1, SYA1 VAY, VEPH, VXAH, VXEK, VYE3, VZE1, VZE8
					-	-	1	1000028	----- VXC, VXC2
					1	-	-	1000029	----- VXC, VXC2
	39	D	04102-Z6M-000	ARM KIT, GOVERNOR.....	-	-	(1)	-----	----- 1000027 VXC, VXC2
					(1)	-	-	-----	----- 1000028 VXC, VXC2

NOTE A:PART NO. CHANGE D:NEWLY PROVIDED E:PART NO.DELETION K:REQUIRED NO. CORRECTION L:APPLICATION SERIAL NO. CORRECTION
T:APPLICATION CORRECTION Z:REMARKS CHANGE



PARTS CATALOGUE NEWS

Honda Motor Co., Ltd.

Customer Service Technology Development Division

PARTS CATALOGUE - CORRECTED

Printed in Japan

CODE NO.	13Z6NA01
PARTS CATALOGUE NEWS	GX630 GX660 GX690
NEWS NO.	025

Block No.	Ref. No.	Note	Part No.	Description	Reqd. QTY			Serial No.	Parts catalogue code	
					GX 630	GX 660	GX 690			
E-20	6	L	32110-Z6L-800	HARNESS ASSY., ENGINE WIRE....	1	-	1	-----	VYE3	
					1	-	-	-----	1003210	VZE8
	7	T	32110-Z6L-810	HARNESS ASSY., ENGINE WIRE....	1	1	-	-----	QZD1, QZK, TXF3, VEPH, VXAH, VXEH, VZE1, VZE9, VZK1	
					-	-	1	-----	TXF3, VXEH, VXEK	
1	-	-	1003211	-----	VZE8					
E-29	4	T	99004-16170	WRENCH, BOX (P16X17).....	1	1	1	-----	QKW1, QWD, QZD1, SAE1, SYA1, TAF5, TKW1, TWD, TXF3, VEPH, VYE3	
					1	-	-	1003211	-----	VZE8
E-40	6	T	18333-ZB4-801	GASKET, EX. PIPE.....	2	-	-	1003211	-----	VZE8
					2	-	-	-----	-----	VZE9
E-40-3	1	T	16080-191-005	SCREW, OVAL, 4X32.....	1	-	-	1003211	-----	VZE8
					1	-	-	-----	-----	VZE9
	2	T	16173-001-004	PACKING, FUEL STRAINER CUP....	1	-	-	1003211	-----	VZE8
1					-	-	-----	-----	VZE9	
3	T	16910-ZE8-015	STRAINER COMP., FUEL.....	1	-	-	1003211	-----	VZE8	

NOTE A:PART NO. CHANGE D:NEWLY PROVIDED E:PART NO.DELETION K:REQUIRED NO. CORRECTION L:APPLICATION SERIAL NO. CORRECTION
T:APPLICATION CORRECTION Z:REMARKS CHANGE

PARTS CATALOGUE NEWS

BOOKNo. : 13Z6NA01

Block No.	Ref. No.	Note	Part No.	Description	Reqd. QTY			Serial No.	Parts catalogue code
					GX 630	GX 660	GX 690		
					1	-	-	-----	VZE9
	4	T	16950-ZA0-023	COCK ASSY., FUEL.....	1	-	-	1003211 -----	VZE8
					1	-	-	-----	VZE9
	5	T	16963-191-005	LEVER, FUEL COCK.....	1	-	-	1003211 -----	VZE8
					1	-	-	-----	VZE9
	6	T	16967-MA2-771	CUP, FUEL STRAINER.....	1	-	-	1003211 -----	VZE8
					1	-	-	-----	VZE9
	7	T	17505-ZC8-003	METER ASSY., FUEL.....	1	-	-	1003211 -----	VZE8
					1	-	-	-----	VZE9
	8	T	17620-899-013	CAP COMP., FUEL FILLER.....	1	-	-	1003211 -----	VZE8
					1	-	-	-----	VZE9
	9	T	17631-899-000	PACKING, FUEL FILLER CAP.....	1	-	-	1003211 -----	VZE8
					1	-	-	-----	VZE9
	10	T	17672-899-000	FILTER, FUEL.....	1	-	-	1003211 -----	VZE8
					1	-	-	-----	VZE9
	11	T	31512-ZA0-000	PLATE, BATTERY SETTING.....	1	-	-	1003211 -----	VZE8
					1	-	-	-----	VZE9
	12	T	35100-Z6L-801	SWITCH ASSY., COMBINATION.....	1	-	-	1003211 -----	VZE8
					1	-	-	-----	VZE9
	14	D	68325-Z26-000	RUBBER, BOTTOM.....	4	-	-	1003211 -----	VZE8
	15	T	90001-728-760	BOLT, BATTERY SETTING.....	2	-	-	1003211 -----	VZE8
					2	-	-	-----	VZE9
	16	T	90101-Z26-000	BOLT, HEX., 10X278.....	1	-	-	1003211 -----	VZE8
					1	-	-	-----	VZE9

NOTE A:PART NO. CHANGE D:NEWLY PROVIDED E:PART NO.DELETION K:REQUIRED NO. CORRECTION L:APPLICATION SERIAL NO. CORRECTION
T:APPLICATION CORRECTION Z:REMARKS CHANGE

PARTS CATALOGUE NEWS

BOOKNo. : 13Z6NA01

Block No.	Ref. No.	Note	Part No.	Description	Reqd. QTY			Serial No.	Parts catalogue code
					GX 630	GX 660	GX 690		
	17	T	95001-45150-50	HOSE, FUEL, 4.5X150 (95001-45001-50M)	1	-	-	1003211 -----	VZE8
					1	-	-	-----	VZE9
	18	T	95001-55250-50	HOSE, FUEL, 5.5X250 (95001-55001-50M)	1	-	-	1003211 -----	VZE8
					1	-	-	-----	VZE9

NOTE A:PART NO. CHANGE D:NEWLY PROVIDED E:PART NO.DELETION K:REQUIRED NO. CORRECTION L:APPLICATION SERIAL NO. CORRECTION
T:APPLICATION CORRECTION Z:REMARKS CHANGE



PARTS CATALOGUE NEWS

Honda Motor Co., Ltd.
Customer Service Technology Development Division

Printed in Japan

CODE NO.	13Z6NA01
PARTS CATALOGUE NEWS	GX630 GX660 GX690
NEWS NO.	026

GX660-TAX2 TYPE sales parts information

NOTE: This Parts Catalogue News explains only the parts of the different model that are produced to conform to addition of the GX660-TAX2 type.

As for the parts not listed on this Parts Catalogue News, use the parts of the GX690-TAX2 type.

• Models, parts catalogue codes and applicable serial numbers

Model	Type		Parts catalogue type	Applicable engine serial No.	Applicable carburetor identification No.
GX690	TAX2	Base model	TAX2	GCBDK-1000001~	BK05F A
GX660	TAX2	Additional model	TAX2	GCBCK-1000001~	BK06A A

• Features of each type		Base type	Additional type
Specifications		Model	GX690
		Type	TAX2
Crankshaft	25.4 mm Ø Straight (L=138)		
	28.575 mm Ø Straight (L=162)	●	●
	36.5 mm Ø Straight (L=175.2)		
	5/16" Tapered		
	25 mm Ø Straight (L=129)		
	M10 Tapered		
Muffler	High-R	(●)	(●)
	High-L	(●)	(●)
	Side mount		
Spark arrester		(●)	(●)
Deflector kit			
Control box		●	●

PARTS CATALOGUE NEWS

BOOKNo. : 13Z6NA01

Block No.	Ref. No.	Part No.	Description	Reqd. QTY			Base Part No.	Parts catalogue code
				GX 630	GX 660	GX 690		
E-14	7	16100-Z8N-891	CARBURETOR ASSY. (BK06A A).....	-	1	-	16100-Z6L-891	TAX2
	12	16166-Z8N-003	NOZZLE, MAIN.....	-	2	-	16166-Z6L-003	TAX2
	26	99101-ZH8-1000	JET, MAIN, #100.....	-	(1)	-	99101-ZH8-1100	TAX2
		99101-ZH8-1120	JET, MAIN, #112.....	-	1	-	99101-ZH8-1180	TAX2
	27	99101-ZH8-1000	JET, MAIN, #100.....	-	(1)	-	99101-ZH8-1100	TAX2
		99101-ZH8-1120	JET, MAIN, #112.....	-	1	-	99101-ZH8-1180	TAX2
	28	99204-ZE2-0400	JET SET, PILOT, #40.....	-	2	-	99204-ZE2-0450	TAX2
E-22	36	04102-Z6L-000	ARM KIT, GOVERNOR.....	-	(1)	-	TAX2	
	38	17957-Z6L-003	BUSH, LINKAGE.....	-	1	-	TAX2	
E-28	2	87516-ZH7-010	MARK, OPERATOR CAUTION (ENGLISH) (MADE IN JAPAN)	-	1	-	TAX2	
	3	87521-Z8N-000	EMBLEM (GX660).....	-	1	-	87521-Z6L-000	TAX2



PARTS CATALOGUE NEWS

Honda Motor Co., Ltd.

Customer Service Technology Development Division

PARTS CATALOGUE - CORRECTED

Printed in Japan

CODE NO.	13Z6NA01
PARTS CATALOGUE NEWS	GX630 GX660 GX690
NEWS NO.	027

Block No.	Ref. No.	Note	Part No.	Description	Reqd. QTY			Serial No.	Parts catalogue code	
					GX 630	GX 660	GX 690			
E-6	1	L	11300-Z6L-000	COVER ASSY., CRANKCASE.....	-	1	-	----- 1000005	BAFH, TAF5, TAFH, TDW1, TKW1, TXF3, VAY, VXEH	
					-	-	1	----- 1000090	BAFH, TAF5, TAFH, TDW1, TKW1, TXF3, VAY, VXEH	
					1	-	-	----- 1000204	QAFH, QKF, QKW1, QKW2, QWD, QWF, QZK, SAE1, VAY, VEPH, VXAH VZE1, VZE8	
	T	11300-Z6L-010	-	1	-	1000006	-----	BAFH, TAF5, TAFH, TDW1, TKW1, TXF3, VAY, VXEH	
				-	-	1	1000091	-----	BAFH, TAF5, TAFH, TDW1, TKW1, TXF3, VAY, VXEH	
				1	-	-	1000205	-----	QAFH, QKF, QKW1, QKW2, QWD, QWF, QZK, SAE1, VAY, VEPH, VXAH VZE1, VZE8	
	13	L	16510-Z6L-000	GOVERNOR ASSY.....	1	1	1	-----	-----	QKF1, QKF2, QZD1, SYA1, TAX2, TWD, VXC, VXC2, VXEK, VYE3, VZE9 VZK1
					-	1	-	----- 1000005	BAFH, TAF5, TAFH, TDW1, TKW1, TXF3, VAY, VXEH	
					-	-	1	----- 1000090	BAFH, TAF5, TAFH, TDW1, TKW1, TXF3, VAY, VXEH	
					1	-	-	----- 1000204	QAFH, QKF, QKW1, QKW2, QWD, QWF, QZK, SAE1, VAY, VEPH, VXAH VZE1, VZE8	
T	16510-Z6L-010	-	1	-	1000006	-----	BAFH, TAF5, TAFH, TDW1, TKW1, TXF3, VAY, VXEH		
			-	-	1	1000091	-----	BAFH, TAF5, TAFH, TDW1, TKW1, TXF3, VAY, VXEH		

NOTE A:PART NO. CHANGE D:NEWLY PROVIDED E:PART NO.DELETION K:REQUIRED NO. CORRECTION L:APPLICATION SERIAL NO. CORRECTION
T:APPLICATION CORRECTION Z:REMARKS CHANGE

PARTS CATALOGUE NEWS

BOOKNo. : 13Z6NA01

Block No.	Ref. No.	Note	Part No.	Description	Reqd. QTY			Serial No.	Parts catalogue code
					GX 630	GX 660	GX 690		
					1	-	-	1000205 -----	QAFH, QKF, QKW1, QKW2, QWD, QWF, QZK, SAE1, VAY, VEPH, VXAH VZE1, VZE8
					1	1	1	----- -----	QKF1, QKF2, QZD1, SYA1, TAX2, TWD, VXC, VXC2, VXEK, VYE3, VZE9 VZK1
	14	L	16511-Z6L-300	WEIGHT, GOVERNOR	-	3	-	----- 1000005	BAFH, TAF5, TAFH, TDW1, TKW1, TXF3, VAY, VXEH
					-	-	3	----- 1000090	BAFH, TAF5, TAFH, TDW1, TKW1, TXF3, VAY, VXEH
					3	-	-	----- 1000204	QAFH, QKF, QKW1, QKW2, QWD, QWF, QZK, SAE1, VAY, VEPH, VXAH VZE1, VZE8
		T	16511-Z6L-310	-	3	-	1000006 -----	BAFH, TAF5, TAFH, TDW1, TKW1, TXF3, VAY, VXEH
					-	-	3	1000091 -----	BAFH, TAF5, TAFH, TDW1, TKW1, TXF3, VAY, VXEH
					3	-	-	1000205 -----	QAFH, QKF, QKW1, QKW2, QWD, QWF, QZK, SAE1, VAY, VEPH, VXAH VZE1, VZE8
					3	3	3	----- -----	QKF1, QKF2, QZD1, SYA1, TAX2, TWD, VXC, VXC2, VXEK, VYE3, VZE9 VZK1
	15	L	16512-Z6L-300	HOLDER, GOVERNOR WEIGHT.....	-	1	-	----- 1000005	BAFH, TAF5, TAFH, TDW1, TKW1, TXF3, VAY, VXEH
					-	-	1	----- 1000090	BAFH, TAF5, TAFH, TDW1, TKW1, TXF3, VAY, VXEH
					1	-	-	----- 1000204	QAFH, QKF, QKW1, QKW2, QWD, QWF, QZK, SAE1, VAY, VEPH, VXAH VZE1, VZE8
		T	16512-Z6L-310	-	1	-	1000006 -----	BAFH, TAF5, TAFH, TDW1, TKW1, TXF3, VAY, VXEH
					-	-	1	1000091 -----	BAFH, TAF5, TAFH, TDW1, TKW1, TXF3, VAY, VXEH
					1	-	-	1000205 -----	QAFH, QKF, QKW1, QKW2, QWD, QWF, QZK, SAE1, VAY, VEPH, VXAH VZE1, VZE8
					1	1	1	----- -----	QKF1, QKF2, QZD1, SYA1, TAX2, TWD, VXC, VXC2, VXEK, VYE3, VZE9 VZK1

NOTE A:PART NO. CHANGE D:NEWLY PROVIDED E:PART NO.DELETION K:REQUIRED NO. CORRECTION L:APPLICATION SERIAL NO. CORRECTION
T:APPLICATION CORRECTION Z:REMARKS CHANGE



PARTS CATALOGUE NEWS

Honda Motor Co., Ltd.
Customer Service Technology Development Division

Printed in Japan

CODE NO.	13Z6NA01
PARTS CATALOGUE NEWS	GX630 GX660 GX690
NEWS NO.	028

GX630-QWD3 TYPE sales parts information

NOTE: This Parts Catalogue News explains only the parts of the different model that are produced to conform to addition of the GX630-QWD3 type.

As for the parts not listed on this Parts Catalogue News, use the parts of the GX630-QWF type.

•Models, parts catalogue codes and applicable serial numbers

Model	Type		Parts catalogue type	Applicable engine serial No.	Applicable carburetor identification No.
GX630	QWF	Base type	QWF	GCBBK-1000001~	BK07A B / C
	QWD3	Additional type	QWD3		BK07A C

•Features of each type		Base type	Additional type
Model		GX630	
Type		QWF	QWD3
Specifications		QWF	QWD3
Crankshaft	25.4 mm Ø Straight (L=138)	●	●
	28.575 mm Ø Straight (L=162)		
	36.5 mm Ø Straight (L=175.2)		
	5/16" Tapered		
	25 mm Ø Straight (L=129)		
	M10 Tapered		
Muffler	High-R	●	
	High-L		●
	Side mount		
Spark arrester			
Deflector kit			
Control box			

PARTS CATALOGUE NEWS

BOOKNo. : 13Z6NA01

Block No.	Ref. No.	Part No.	Description	Reqd. QTY			Base Part No.	Parts catalogue code
				GX 630	GX 660	GX 690		
E-2	2	12110-Z6L-305	HEAD COMP., CYLINDER.....	1	-	-	12110-Z6L-000	
	3	12120-Z6L-305	HEAD COMP., CYLINDER.....	1	-	-	12120-Z6L-000	
	9	16722-Z6L-010	STAY, FUEL TUBE GROMMET.....	1	-	-	16722-Z6L-000	
	10	17101-Z6L-305	MANIFOLD, INTAKE.....	1	-	-	17101-Z6L-000	
	11	17151-Z6L-305	PACKING, INTAKE MANIFOLD.....	2	-	-	17151-Z6L-000	
	16	90006-Z6L-000	BOLT, FLANGE, 8X55.....	4	-	-	95701-06050-00	
E-3	1	11100-Z6L-010	CRANKCASE ASSY.....	1	-	-	11100-Z6L-000	
	7	16541-Z6L-010	SHAFT, GOVERNOR ARM.....	1	-	-	16541-Z6L-000	
E-7	8		KEY, 6.3X6.3X43.....	0	-	-	90745-ZE2-600	
E-8	2	13101-Z6L-010	PISTON.....	2	-	-	13101-Z6L-000	
E-12	2	19610-Z6L-000ZB	COVER COMP., FAN *NH1*..... BLACK	1	-	-		
			COVER COMP., FAN *R280*..... POWER RED	0	-	-	19610-Z6L-000ZA	
	4		PROTECTOR, FAN COVER.....	0	-	-	19621-Z6L-000	
	18	19621-Z6L-800	PROTECTOR, FAN COVER (P. T. O.)..	1	-	-		
E-14	14	16198-ZJ1-840	TUBE, DRAIN.....	1	-	-	16198-Z6L-000	
E-16	3		MUFFLER COMP. (HIGH-R).....	0	-	-	18310-Z6L-003	
	4		PROTECTOR, MUFFLER (HIGH) (FUTABA)	0	-	-	18321-ZJ1-010	
	7		BOLT, STUD, 8X45.....	0	-	-	92900-08045-0B	
	8		BOLT, STUD, 8X60.....	0	-	-	92900-08060-0B	
	9		NUT, FLANGE, 8MM.....	0	-	-	94050-08000	
	10		BOLT, FLANGE, 6X8.....	0	-	-	95701-06008-00	
	11		BOLT, FLANGE, 8X20.....	0	-	-	95701-08020-00	
E-16-1	3	18310-Z6L-801	MUFFLER COMP. (HIGH-L).....	1	-	-		

PARTS CATALOGUE NEWS

BOOKNo. :13Z6NA01

Block No.	Ref. No.	Part No.	Description	Reqd. QTY			Base Part No.	Parts catalogue code
				GX 630	GX 660	GX 690		
	4	18321-ZJ1-010	PROTECTOR, MUFFLER (HIGH) (FUTABA)	1	-	-		
	7	92900-08045-0B	BOLT, STUD, 8X45.....	1	-	-		
	8	92900-08060-0B	BOLT, STUD, 8X60.....	1	-	-		
	9	94050-08000	NUT, FLANGE, 8MM.....	2	-	-		
	10	95701-06008-00	BOLT, FLANGE, 6X8.....	6	-	-		
	11	95701-08020-00	BOLT, FLANGE, 8X20.....	2	-	-		
E-18	3	16850-Z6L-010	TUBE COMP. A, FUEL (FKM).....	1	-	-	16850-Z6L-000	
E-19	4	23311-Z6L-800	SHAFT, FR. P.T.O. (HS).....	1	-	-		
	11	90111-KT0-670	BOLT, FLANGE, 8X50.....	3	-	-		
E-20	1	30500-Z6L-013	COIL ASSY., IGNITION.....	2	-	-	30500-Z6L-003	
E-22	12	16611-Z6L-010	ROD, CHOKE CONTROL.....	1	-	-	16611-Z6L-000	
	23	16500-Z6L-812	CONTROL ASSY.....	1	-	-	16500-Z6L-810	
E-29	4	99004-16170	WRENCH, BOX (P16X17).....	1	-	-		
E-40	6	18333-ZE3-801	GASKET, EX. PIPE.....	2	-	-	18333-ZE3-800	
	8		HARNES ASSY., SUB WIRE.....	0	-	-	32105-Z6L-000	
	9		PLUG, OUTER CONNECTOR.....	0	-	-	32824-ZV5-003	
	11		BOLT, ENGINE SETTING.....	0	-	-	90102-VA4-000	
	26	90745-ZE2-600	KEY, 6.3X6.3X43.....	1	-	-		
E-40-1	1		MARK, FUEL WARNING.....	0	-	-	87106-737-J00	
	2		MARK, HEAT CAUTION.....	0	-	-	87539-737-J00	
E-40-3	12	35100-Z6L-801	SWITCH ASSY., COMBINATION.....	1	-	-		



PARTS CATALOGUE NEWS

Honda Motor Co., Ltd.
Customer Service Technology Development Division

PARTS CATALOGUE - CORRECTED

Printed in Japan

CODE NO.	13Z6NA01
PARTS CATALOGUE NEWS	GX630 GX660 GX690
NEWS NO.	029

Block No.	Ref. No.	Note	Part No.	Description	Reqd. QTY			Serial No.	Parts catalogue code
					GX 630	GX 660	GX 690		
E-12	14	D	06172-Z6L-000	KIT, WINTER (E).....	(1)	-	-	-----	QZD1
	15	D	06172-Z6L-800	KIT, WINTER (F).....	(1)	-	-	-----	QZD1
E-19	11	T	95701-08050-00	3	-	-	-----	QWD
		T	90111-KT0-670	BOLT, FLANGE, 8X50.....	3	-	3	-----	QWD3, TWD

NOTE A:PART NO. CHANGE D:NEWLY PROVIDED E:PART NO.DELETION K:REQUIRED NO. CORRECTION L:APPLICATION SERIAL NO. CORRECTION
T:APPLICATION CORRECTION Z:REMARKS CHANGE



PARTS CATALOGUE NEWS

Honda Motor Co., Ltd.
Customer Service Technology Development Division

PARTS CATALOGUE - CORRECTED

Printed in Japan

CODE NO.	13Z6NA01
PARTS CATALOGUE NEWS	GX630 GX660 GX690
NEWS NO.	030

Block No.	Ref. No.	Note	Part No.	Description	Reqd. QTY			Serial No.	Parts catalogue code			
					GX 630	GX 660	GX 690					
E-3	1	L	11100-Z6L-000	CRANKCASE ASSY.....	1	-	-	----- 1002555	QAFH, QKF, QKW1, QKW2, QWD, QWF, SAE1, VAY			
					-	1	-	----- 1000006	BAFH, TAFH, TDW1, TKW1, VAY			
					-	-	1	----- 1001534	BAFH, TAFH, TDW1, TKW1, VAY			
					T	11100-Z6L-010	1	-	-	-----	QWD3
								1	-	-	----- 1007128	QKF1
								1	-	-	1002556 1007128	QAFH, QKF, QKW1, QKW2, QWD, QWF, SAE1, VAY
					L	11100-Z6L-800	-	1	-	1000007	----- BAFH, TAFH, TDW1, TKW1, VAY
								-	-	1	1001535	----- BAFH, TAFH, TDW1, TKW1, VAY
								1	-	-	----- 1003662	QZK, VEPH, VXAH, VYE3, VZE1, VZE8
					T	11100-Z6L-801	-	1	1	-----	TXF3, VXEH, VYE3
								1	-	-	----- 1006302	QZD1, VXEK
								1	-	-	1003663 1006302	QZK, VEPH, VXAH, VYE3, VZE1, VZE8
					L	11100-Z6L-810	-	1	-	-----	TXF3, VXEH, VXEK, VYE3
								-	1	-	----- 1000005	TAF5
					-	-	1	-----	TAF5			

NOTE A:PART NO. CHANGE D:NEWLY PROVIDED E:PART NO. DELETION K:REQUIRED NO. CORRECTION L:APPLICATION SERIAL NO. CORRECTION
M:PART DESCRIPTION CORRECTION T:APPLICATION CORRECTION Z:REMARKS CHANGE

PARTS CATALOGUE NEWS

BOOKNo. : 13Z6NA01

Block No.	Ref. No.	Note	Part No.	Description	Reqd. QTY			Serial No.	Parts catalogue code
					GX 630	GX 660	GX 690		
					1	-	1	----- 1000483	VXC
		T	11100-Z6L-811	1	-	-	----- 1011612	SYA1
					-	1	-	1000006	----- TAF5
					-	-	1	-----	TWD
					1	-	1	1000484	----- VXC
		L	11100-Z6L-820	1	-	-	----- 1000020	VXC2
					-	-	1	----- 1000027	VXC2
		T	11100-Z6L-821	1	-	-	1000021	----- VXC2
								1000028	----- VXC2
		T	11100-Z6L-830	1	-	-	-----	QKF2
					1	-	-	1007129	----- QAFH, QKF, QKF1, QKW1, QKW2, QWD, QWF, SAE1, VAY
		T	11100-Z6L-840	1	-	-	-----	VZE9
					1	-	-	1006303	----- QZD1, QZK, VEPH, VXAHA, VXEK, VYE3, VZE1, VZE8
		T	11100-Z6L-850	1	-	-	1011613	----- SYA1
E-8	2	L	13101-Z6L-000	PISTON.....	2	2	2	-----	BAFH, QAFH, QKF, QKW1, QKW2, QWD, QWF, QZK, SAE1, TAF5, TAFH, TDW1, TKW1, TXF3, VAY, VEPH, VXAHA, VXC, VXC2, VXEH, VYE3, VZE1, VZE8
					2	-	-	----- 1011612	QKF1, QZD1, SYA1, VXEK
		T	13101-Z6L-010	2	2	-	-----	QKF2, QWD3, TAX2, VZE9, VZK1
					2	-	-	1011613	----- QKF1, QZD1, SYA1, VXEK
					-	-	2	-----	TAX2, TWD, VXEK
E-19	7	L	31110-Z6L-003	FLYWHEEL COMP.....	1	1	-	-----	BAFH, QAFH, QKF, QKF1, QKF2, QKW1, QWD, QWD3, QWF, QZD1, QZK, SAE1, SYA1, TAF5, TAFH, TAX2, TDW1, TKW1, TXF3, VAY, VEPH, VXAHA, VXC, VXC2, VXEH, VXEK, VYE3, VZE1, VZE8, VZE9, VZK1
					1	-	-	----- 1003747	QKW2

NOTE A:PART NO. CHANGE D:NEWLY PROVIDED E:PART NO.DELETION K:REQUIRED NO. CORRECTION L:APPLICATION SERIAL NO. CORRECTION
M:PART DESCRIPTION CORRECTION T:APPLICATION CORRECTION Z:REMARKS CHANGE

PARTS CATALOGUE NEWS

BOOKNo. : 13Z6NA01

Block No.	Ref. No.	Note	Part No.	Description	Reqd. QTY			Serial No.	Parts catalogue code	
					GX 630	GX 660	GX 690			
					-	-	1	-----	BAFH, TAF5, TAFH, TAX2, TKW1, TWD, TXF3, VAY, VXC, VXC2, VXEK, VYE3	
					-	-	1	-----	1001759 TDW1	
		D	31110-Z6L-801	1	-	-	1003748	-----	QKW2
					-	-	1	1001760	-----	TDW1
	11	L	95701-08050-00	BOLT, FLANGE, 8X50	3	-	-	-----	1001759	QWD
		T	90111-KT0-670	BOLT, FLANGE, 8X50	3	-	3	-----	-----	QWD3, TWD
					3	-	-	1001760	-----	QWD
E-20	6	L	32110-Z6L-000	HARNESS ASSY., ENGINE WIRE.....	1	1	-	-----	-----	QKF, QKW2, QWD, QWD3, QWF, SAE1, TAF5, TDW1
					-	-	1	-----	-----	TDW1, TWD
					-	-	1	-----	1000964	TAF5
		L	32110-Z6L-800	HARNESS ASSY., ENGINE WIRE.....	1	-	-	-----	-----	VXEK, VYE3
					1	-	-	-----	1003210	VZE8
					-	-	1	-----	-----	VYE3
	7	T	32110-Z6L-810	HARNESS ASSY., ENGINE WIRE.....	1	1	-	-----	-----	QZD1, QZK, TXF3, VEPH, VXAH, VXEK, VZE1, VZE9, VZK1
					1	-	-	1003211	-----	VZE8
					-	-	1	-----	-----	TXF3, VXEK, VXEK,
		T	32110-Z6L-840	HARNESS ASSY., ENGINE WIRE.....	1	-	-	-----	-----	QAFH
					-	1	1	-----	-----	BAFH, TAFH, VAY
					-	-	1	1000965	-----	TAF5
E-22	12	L	16611-Z6L-000	ROD, CHOKE CONTROL.....	1	-	-	-----	1003110	QAFH, QKF, QKW1, QKW2, QWD, QWF, QZK, SAE1, VAY, VEPH, VXAH, VYE3, VZE1, VZE8
					-	1	1	-----	-----	BAFH, TAF5, TAFH, TDW1, TKW1, TXF3, VAY, VXEK, VYE3
		T	16611-Z6L-010	1	1	1	-----	-----	QKF2, QWD3, QZD1, TAX2, TWD, VXEK, VZE9, VZK1
					1	-	-	1003111	-----	QAFH, QKF, QKF1, QKW1, QKW2, QWD, QWF, QZK, SAE1, SYA1 VAY, VEPH, VXAH, VYE3, VZE1, VZE8

NOTE A:PART NO. CHANGE D:NEWLY PROVIDED E:PART NO.DELETION K:REQUIRED NO. CORRECTION L:APPLICATION SERIAL NO. CORRECTION
M:PART DESCRIPTION CORRECTION T:APPLICATION CORRECTION Z:REMARKS CHANGE

PARTS CATALOGUE NEWS

BOOKNo. : 13Z6NA01

Block No.	Ref. No.	Note	Part No.	Description	Reqd. QTY			Serial No.	Parts catalogue code
					GX 630	GX 660	GX 690		
	23	T	16500-Z6L-810	CONTROL ASSY.	-	1	1	-----	TDW1
		L	16500-Z6L-811	1	-	-	----- 1003110	QKF, QKF1, QKW2, QWD, QWF, SAE1, SYA1
		T	16500-Z6L-812	1	-	1	-----	QKF2, QWD3, TWD
					1	-	-	1003111 -----	QKF, QKF1, QKW2, QWD, QWF, SAE1, SYA1
	24	E	16500-Z6L-831	* PART NO. DELETION					
		T	16500-Z6L-832	CONTROL ASSY.	1	1	1	-----	QZD1, TAX2, VZK1
	32	E	16500-Z6L-820	* PART NO. DELETION					
		T	16500-Z6L-821	CONTROL ASSY.	1	-	-	-----	VZE8

NOTE A:PART NO. CHANGE D:NEWLY PROVIDED E:PART NO.DELETION K:REQUIRED NO. CORRECTION L:APPLICATION SERIAL NO. CORRECTION
M:PART DESCRIPTION CORRECTION T:APPLICATION CORRECTION Z:REMARKS CHANGE